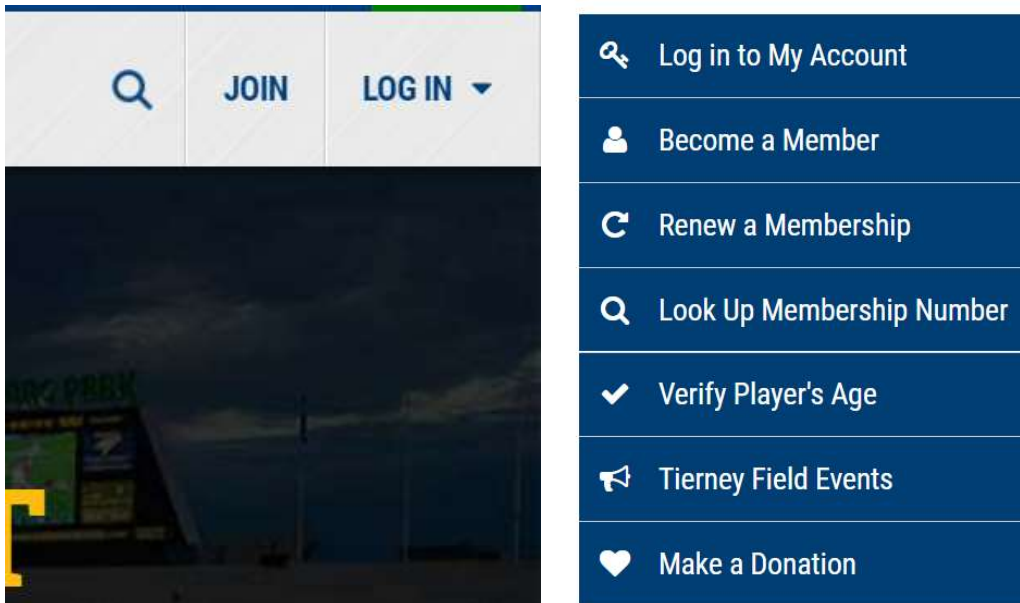
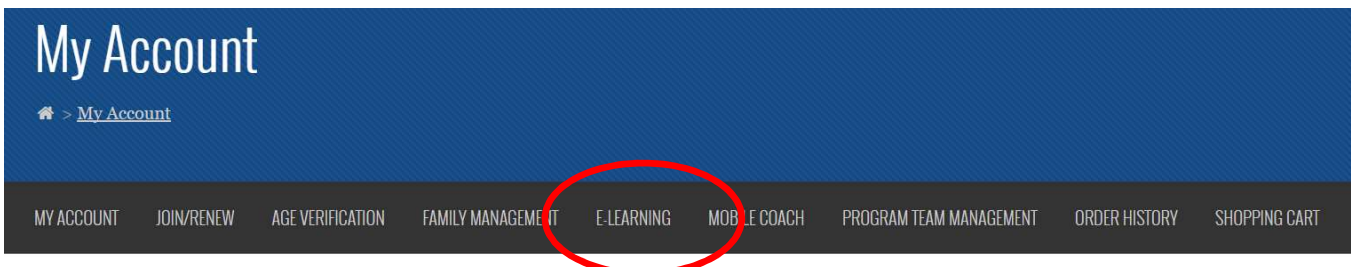


## On Line Course – BASIC INSTRUCTIONS


1. Go to USLacrosse.org and log in. There are two ways: top right corner of the screen or midway down the screen on the right. (pictures below)










2. Once you are signed in, click on E-Learning



3. Select Catalog






#### 4. Select Officials

1 - Coaches	58	
2 - Officials	73	
3 - Lacrosse Athlete Development Model	22	
4 - National Convention Libraries	108	
5 - Coach & Parent Rule Exams	4	
6 - PCA Courses	6	
7 - USL-Staff Only	1	

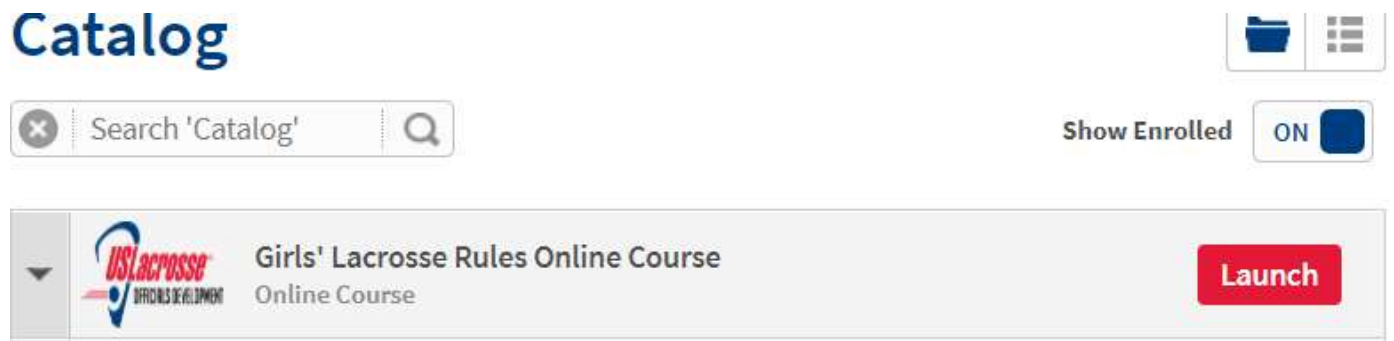
#### 5. Select Women's game officials

1 - Annual Rules Exams	4	
2 - Men's Game Officials	39	
3 - Women's Game Officials	26	
4 - Officiating Leadership Certification Courses & Resources	3	

#### 6. Select Rules Courses and Rules Webinars

2018 Convention Sessions	18	
Professional Development Webinars	4	
Rules Courses and Rules Webinars	2	

## 7. Select Girls' Lacrosse Rules Online Course



8. Go through the process of adding to your cart (it is FREE and will show as \$0.00) but you still have to go through the motions. (Note: my screen shot says Launch because I already added it to my cart.) **IF IT SAYS \$50, DO NOT BUY IT.** Instead, you must call Member Services so they can fix your membership so that it says \$0.00.
9. Proceed to cart, proceed to checkout, etc. There will be a bunch of confirmations and submittals before it is “purchased”. Once it is “purchased” it should display as above

Remember you can begin the course and stop it as needed. Once you have completed it, you will receive a Certificate of Completion that you will forward to me. Also, the certificate will be added to your permanent US Lacrosse transcript so you do not have to take this particular online course again.