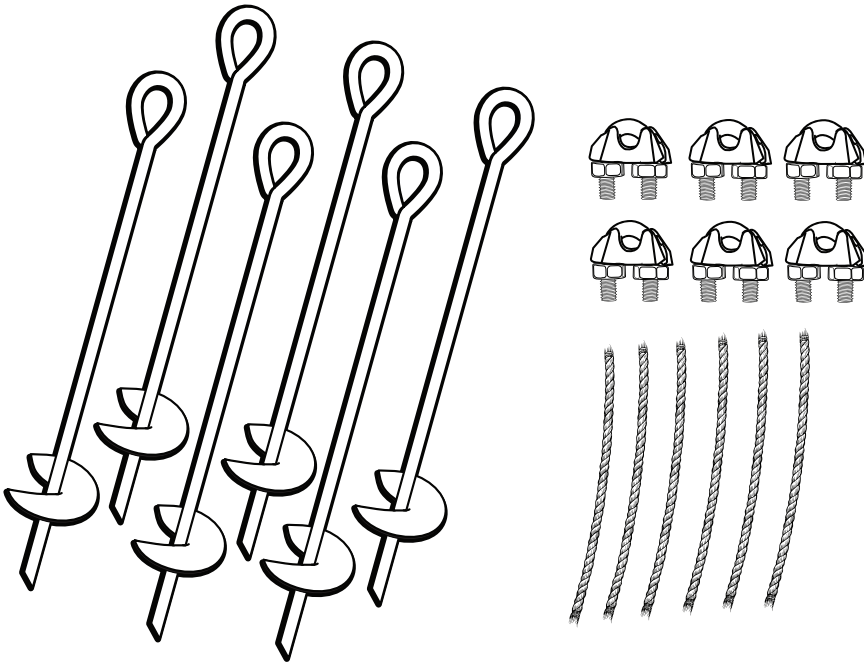




6 PC. 30" AUGER ANCHOR KIT INSTALLATION MANUAL

Model #42630

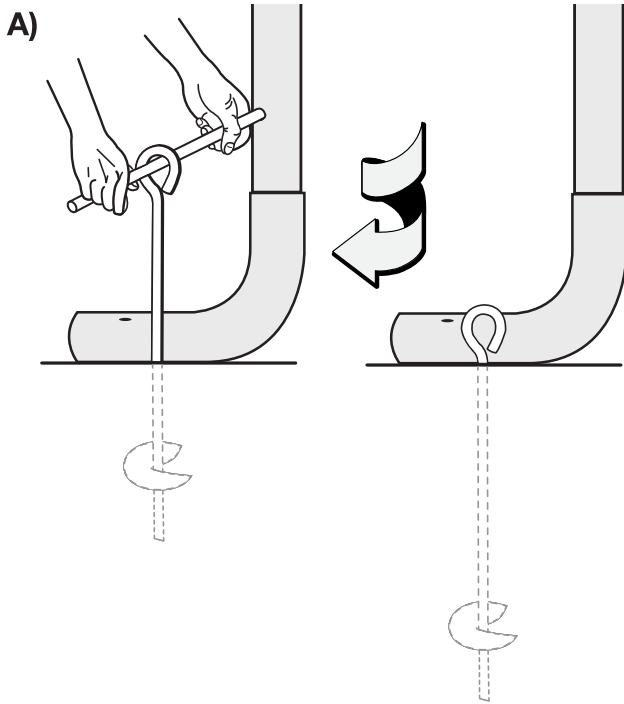
Heavy-duty anchor kit for
instant garages, greenhouses, trees and most other outdoor structures



Contents:
6 - 30" Auger Anchors
6 - U Bolts
6 - 1' Wire Cables

Please read instructions fully before beginning assembly!

Shelterit.com

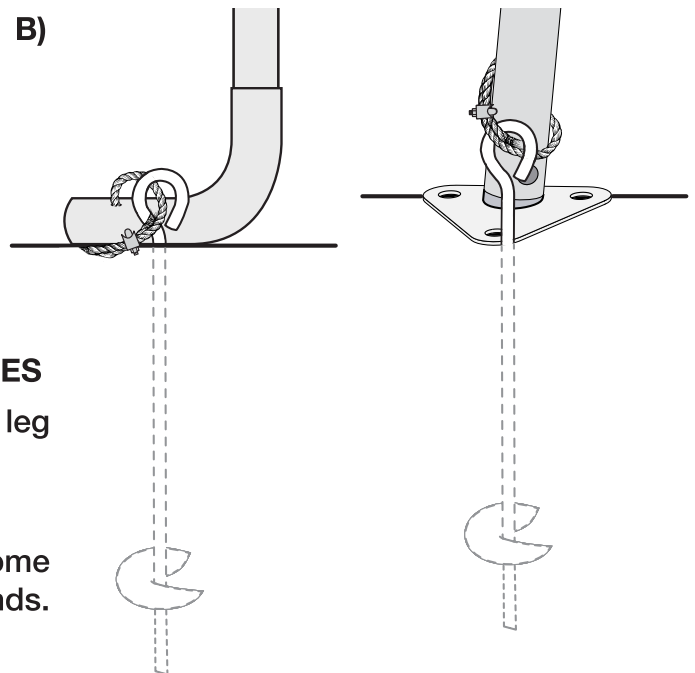


A) TURN (SCREW) ANCHORS INTO GROUND

Install anchors as close to building as possible, at the four corners, and each upright leg.

Using a drive rod, turn the anchor into the ground. *Optional: if needed, a starter hole of no more than 1/3 the length of the anchor can be made.*

Turn the anchor until the eye is just above soil level



B) SECURE ANCHORS TO BUILDING WITH CABLES

Loop cable through anchor eye and around upright leg (or through hole in corner legs).

Pull cable tight and secure with U-clamp.

Check anchors periodically for any that may have come loose, especially after periods of sustained high winds.

LIMITED WARRANTY

This product is guaranteed for **1 year from the date of original retail purchase** against defects in materials and workmanship. Subject to the conditions and limitations described below, this product, must be returned with proof of purchase within the stated warranty period and if covered under this warranty, will be replaced (fully or partially with the same model or one of equal value or specification) at the Manufacturer's option. Liability is restricted to repair or replacement only and does not include any related labor costs of installation, dismantling, repair or transportation costs.

These warranties are subject to the following conditions and limitations:

- a) A bill of sale verifying the purchase and purchase date must be provided.
- b) This warranty will not apply to any product or part thereof which is worn, broken or which has become inoperative due to abuse, misuse, accidental damage, neglect or lack of proper installation, operation or maintenance (as outlined in the applicable owner's manual or operating instructions) or which is being used for industrial, professional, commercial or rental purposes.
- c) This warranty will not apply to normal wear and tear or to expendable parts or accessories that may be supplied with the product which are expected to become inoperative or unusable after a reasonable period of use.
- d) This warranty will not apply to routine maintenance and consumable items such as the cover, rope, nuts, bolts, etc.
- e) This warranty will not apply where damage is caused by repairs made or attempted by others (i.e. persons not authorized by the manufacturer)
- f) This warranty will not apply to any product that was sold to the original purchaser as a reconditioned or refurbished product (unless otherwise specified in writing)
- g) This warranty will not apply to any product or part thereof if any part from another manufacturer is installed therein or any repairs or alterations have been made or attempted by unauthorized persons.
- h) This warranty will not apply to normal deterioration of the exterior finish, such as, but not limited to, scratches, dents, paint chips, or to any corrosion or discoloring by heat, cold, abrasive and chemical cleaners.
- i) This warranty will not apply to component parts sold by and identified as the product of another company, which shall be covered under the other product manufacturer's warranty, if any.

ADDITIONAL LIMITATIONS

This warranty applies to original purchaser only and may not be transferred. Neither the retailer nor the manufacturer shall be liable for any other expense loss or damage including, without limitation, any direct, incidental, consequential or exemplary damages arising in connection with the sale use or inability to use this product.

NOTICE TO CONSUMER

This warranty gives you specific legal rights and you may have other rights which may vary from state to state.