

Making the Most of



Skill Plans

**Daily
Practice**

**Suggest
Skills**

**Real-Time
Center**

**Learn with
an Example**

Using




to...

Spark Curiosity
in all
learners!

5  features

you may not know about



Try out these time-saving **FEATURES**

using IXL Analytics to help

all students set and reach SmartScore Goals.


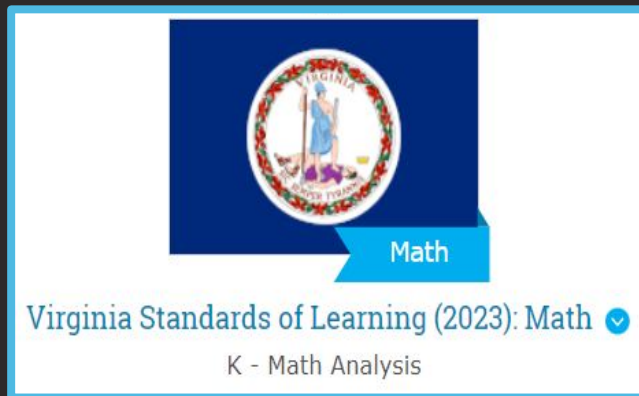


Spark Curiosity in All Learners

SKILL PLANS

Did you know you can pin skill plans to give your students easy access?

Hover over any skill plan and click the  icon to pin it.



Spark Curiosity in All Learners

DAILY PRACTICE

TEACHER:

- Provide **SHORTCUT CODES**.
- Use the **REAL-TIME** center to monitor student activity.
- Identify data to help drive Tier 1, 2 & Tier 3 instruction using **TROUBLE SPOTS**, **QUESTION LOG**, and **ANALYSIS REPORT**.

STUDENTS:

- Work through assigned skills.
- Set and Reach **SMARTSCORE GOALS**
- Keep track of progress with **STUDENT TRACKER**

Spark Curiosity in All Learners



SUGGEST SKILLS

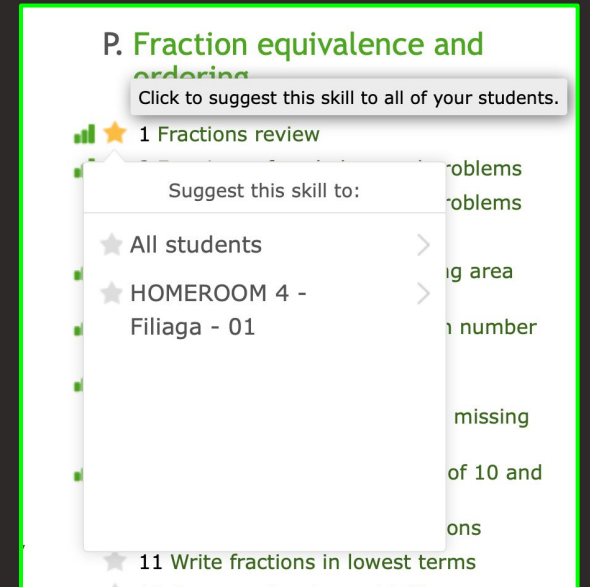
You can suggest skills
directly to individual students
and classes!

Plus, students will see all of their suggested skills on their Recommendations wall.

Read all about it in

[this blog post.](#)

Copyright Upper Understanding

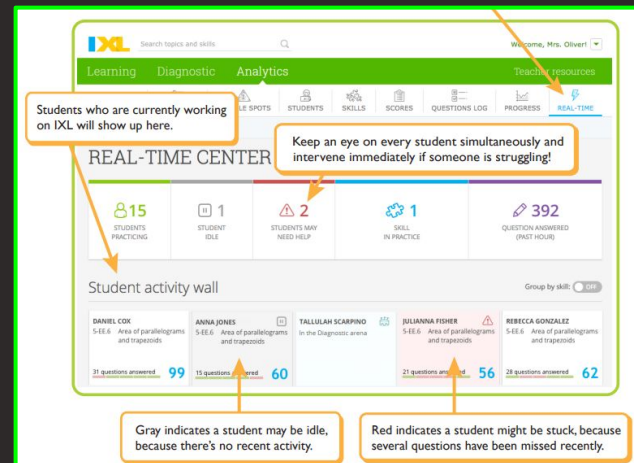


Spark Curiosity in All Learners



Real-Time Center

The **REAL-TIME** center helps you monitor student activity.



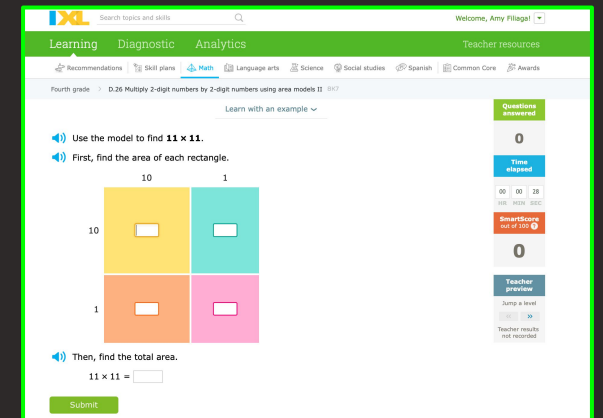
Spark Curiosity in All Learners



Learn with an Example

If a student is uncertain about how to approach a question,
they can click on the
"Learn with an Example" link
located above the first question
in any skill.

Students see a sample question and a detailed explanation
for how to solve it.



★ This is a useful feature to use
whole class
before assigning a new skill.

Spark Curiosity in All Learners

SCORE GRID



You can select
Additional options
to show currently suggested skills.
Plus, you can select
highlight
to easily view who has
mastered essential skills.

(You can also choose to view one
category/domain at a time.)

A screenshot of the IXL Score Grid interface. The top navigation bar includes 'Learning', 'Diagnostic', 'Analytics', and 'Teacher resources'. The 'Analytics' tab is active, showing a 'SCORES' sub-tab. Below the navigation bar, there are filters for 'CLASS: All students', 'SUBJECT: All subjects', 'DATE RANGE: This school year', and 'STANDARDS/SKILL PLANS: Off'. The main section is titled 'SCORE GRID' and includes filters for 'SUBJECT: Math', 'GRADE: 4', and 'STUDENT: All students'. A dropdown menu for 'Additional options' is open, showing 'Currently suggested skills' selected. Below this, there are radio buttons for 'All skills', 'Practiced skills', and 'Currently suggested skills' (which is selected). To the right of these is a 'CATEGORY A' dropdown. A red arrow points to this dropdown. Below the 'Currently suggested skills' radio button, there is a 'SCORES' dropdown menu with options: 'Current scores or prior mastery', 'None', '70 and above', '80 and above', and '90 and above'. To the right of the 'SCORES' dropdown is another 'CATEGORY A' dropdown menu with a list of categories: A. Number sense, B. Addition, C. Subtraction, D. Multiplication, E. Division, F. Mixed operations, G. Variable expressions, H. Functions, I. Coordinate plane, J. Data and graphs, K. Logical reasoning, L. Patterns and sequences, M. Money, N. Units of measurement, and O. Time. An 'Apply' button is located at the bottom right of the interface.



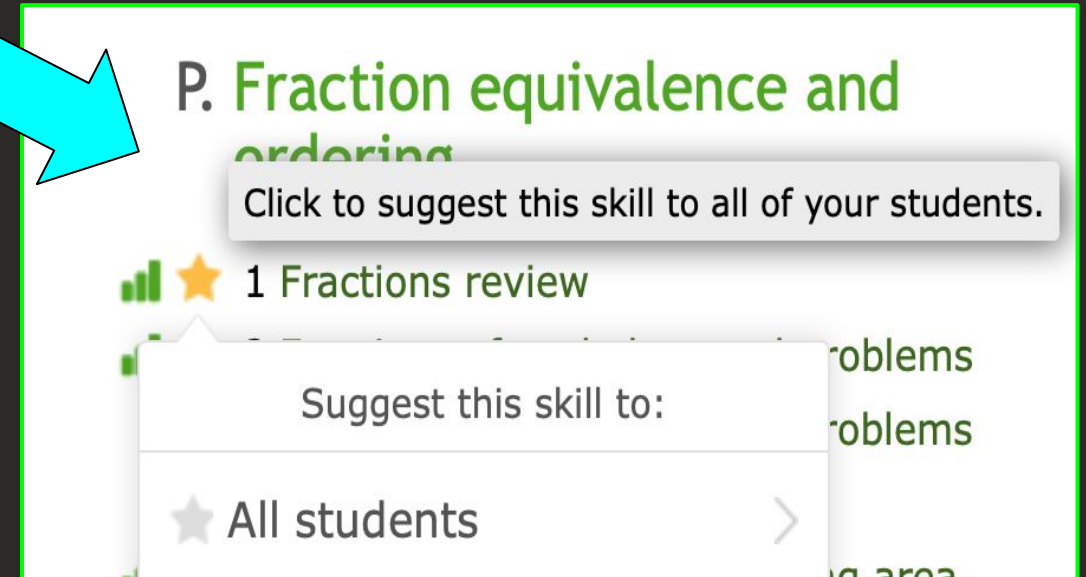

Spark Curiosity in All Learners

SUGGEST SKILLS

You can suggest skills
to individual students
and entire classes!

Students will see all suggested skills on their
RECOMMENDATIONS wall.

Read all about it in
[this blog post.](#)





Spark Curiosity in All Learners

JUMP A LEVEL

Teachers can preview how questions will progress in difficulty for a specific skill.

Understanding the SmartScore range for each rigor level helps students set appropriate SMARTSCORE GOALS.

Teachers can also use this feature to model questions from a particular rigor level for the class!

The screenshot shows the IXL website interface. At the top, there is a search bar and a 'Welcome, Teacher!' message. Below this is a navigation bar with 'Learning', 'Diagnostic', and 'Analytics' tabs. A secondary bar shows subject categories: 'Recommendations', 'Skill plans', 'Math', 'Language arts', 'Science', 'Social studies', 'Spanish', 'NE Standards', and 'Awards'. The main content area displays a math problem: 'Put these fractions in order from **greatest to least**.' Below the problem are three boxes containing the fractions $\frac{2}{4}$, $\frac{5}{6}$, and $\frac{11}{12}$, followed by a 'Submit' button. On the right side, there is a sidebar with a 'Questions answered' section showing '0', a 'Time elapsed' section showing '00:01:28', and a 'SmartScore out of 100' section showing '68'. At the bottom of the sidebar is a 'Teacher preview' section with a 'Jump a level' button and a 'Teacher not recorded' message. A large blue arrow points from the bottom right towards the 'Teacher preview' section.



Spark Curiosity in All Learners

Free Printables

This feature enables teachers to motivate students to achieve their goals, both individually and collectively.

Click [here](#) for goal trackers, incentive coupons, IXL clipart and more!

SIGN IN	
Name	Johnny Appleseed
Username	johnnyappleseed20
Password	ja1774

