

98%

ASSESSMENT

Coalition members share a common vision for the community

97%

CAPACITY

The coalition re-engaged existing members to be more actively involved

89%

PLANNING

Linked coalition assets and resources to identified community needs

88%

IMPLEMENTATION

Matched prioritized substance misuse needs with evidence-based policies, programs and practices

80%

EVALUATION

Developed or selected instruments and methods to assess outcomes

92%

SUSTAINABILITY

Identified what resources (e.g., supplies, space, personnel, transportation, technical assistance and funding) are required to sustain identified needs

93%

CULTURAL COMPETENCE

Increased the diversity of the coalition membership (e.g., cultural diversity, sector diversity)

ABOUT CADCA COALITIONS

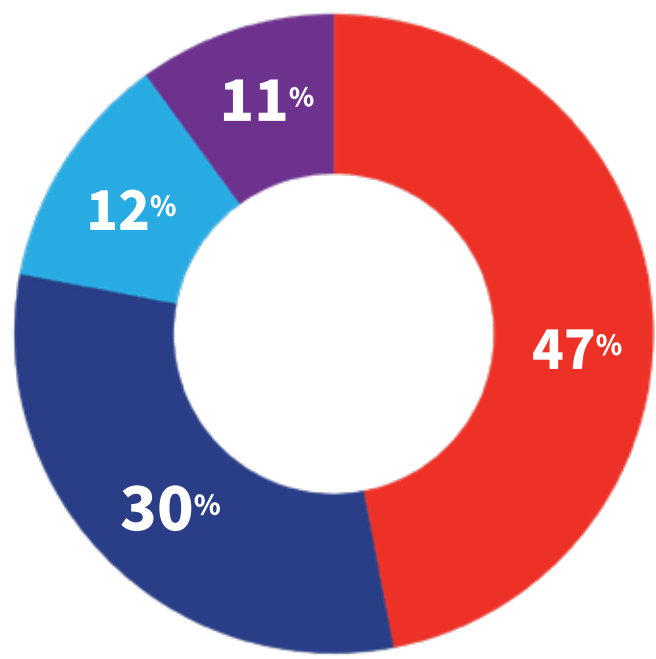
COALITIONS FOCUS

Mission focused solely on Alcohol, Tobacco and Other Drug issues (ATOD)

59%

ATOD issues as part of a broader mission

40%




COALITIONS FOCUS EFFORTS ON

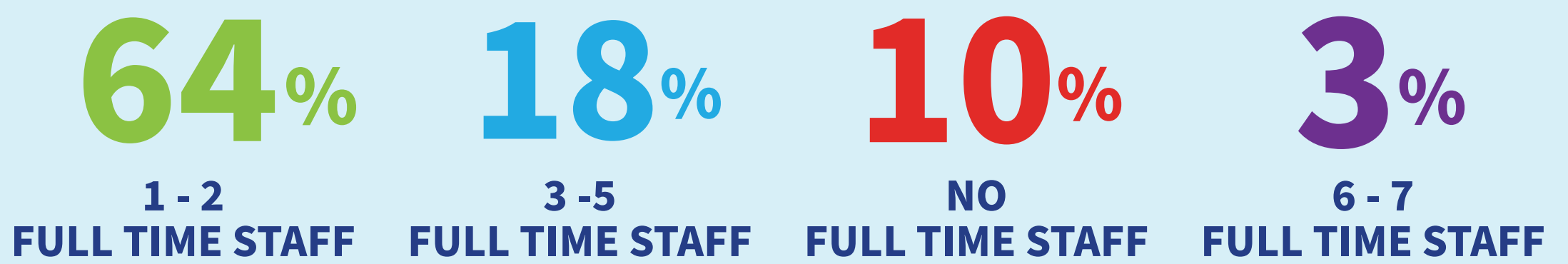
- 47% Primary provision and coordination of prevention programs
- 30% About evenly split between prevention programs and environmental change
- 12% Exclusive provision and coordination of prevention programs
- 11% Primarily focus on environmental or policy change



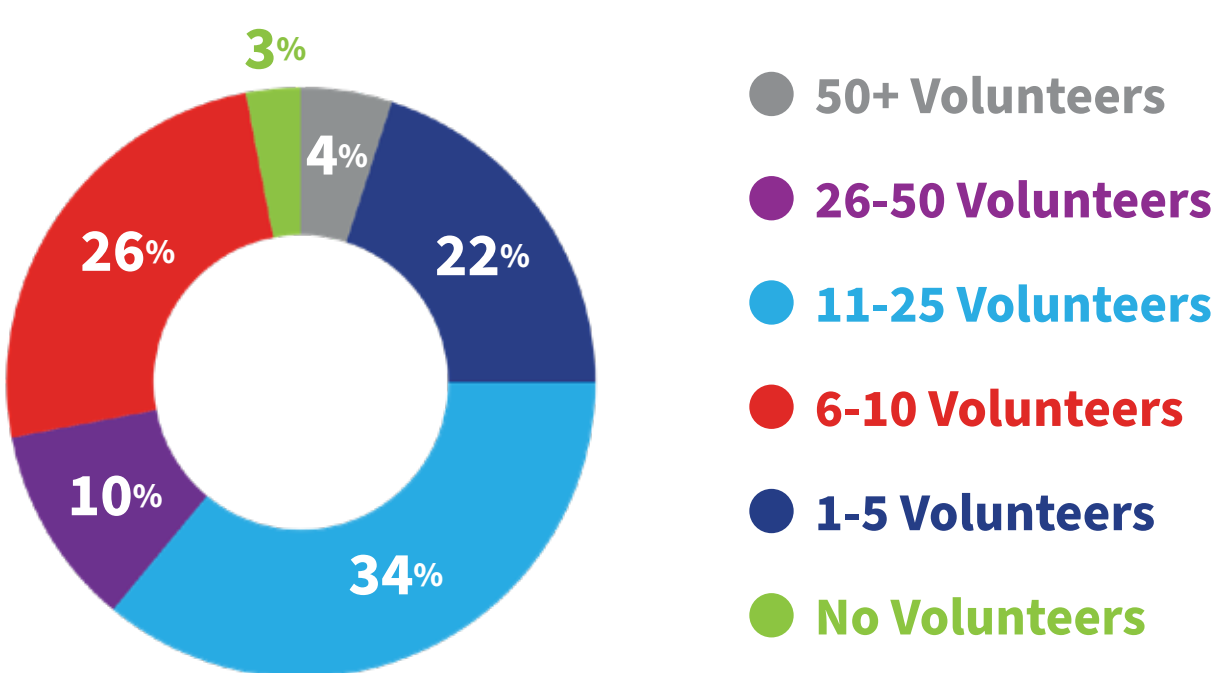
TOPIC AREAS COALITIONS FOCUS ON



FULL-TIME PAID STAFF ON A COALITION




NUMBER OF ACTIVELY ENGAGED VOLUNTEERS PER MONTH



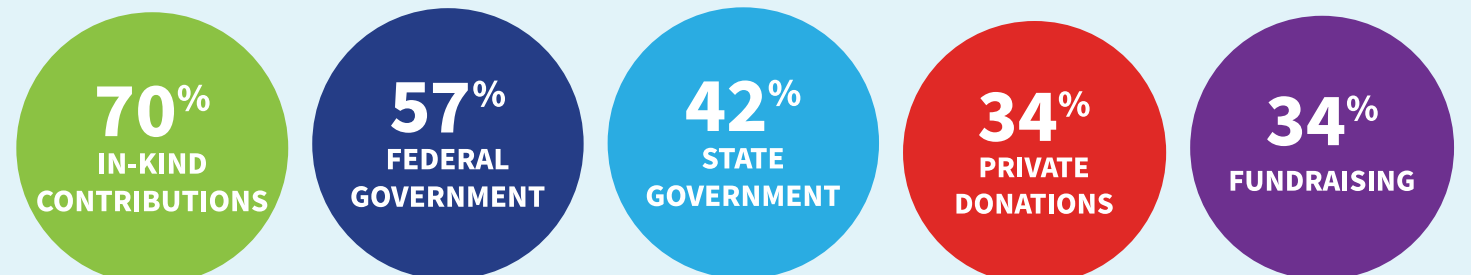
SECTORS REPRESENTED ON COALITIONS




GEOGRAPHIC AREAS WHERE COALITIONS WORK



COALITIONS RECEIVE FUNDING FROM VARIOUS SOURCES



COALITIONS HELPED BRING POLICY/PRACTICE CHANGE IN THESE SECTORS



CHANGES WERE DIRECTED TOWARD

