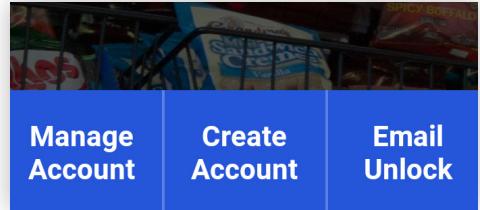


PicoMarket Create Account




1 Press the **Create Account** button at the bottom of the screen;



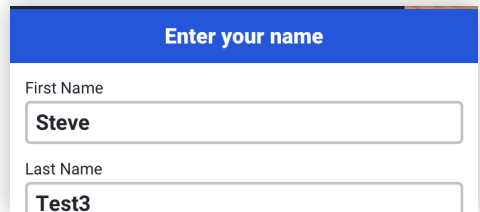
2 **Scan** a barcode tag or market card to associate with your account;

If you do not have a barcode tag, **download** the 365Pay app or **visit** mymarketaccount.net to create an account instead;

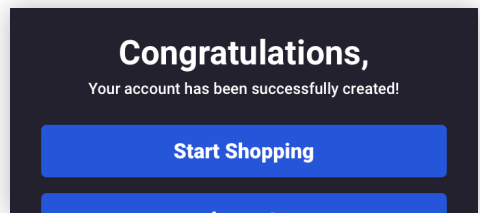
3 Enter a four digit **PIN** used to access your account;



4 Continue following the prompts. Optional information can be skipped with the **Add Later** button;



5 Press **Start Shopping** to begin snacking!



For assistance please contact: