


# CAMBRIDGE

ELEVATING

JOURNEY  
LU/LA

Limited-Use/Limited-Application Commercial Elevator



Premier  
Manufacturer  
of Custom  
Elevators

# COMMERCIAL ELEVATOR

## STANDARD FEATURES

- ASME A17.1-2013 / CSA B44-13 Code Compliance
- Automatic or key control
- Commercial-grade fixtures & controls
- Braille/Tactile controls
- Illuminated push buttons
- Emergency lighting
- Reinforced, structural steel sling
- Rigid steel cab construction
- Fire rated automatic sliding doors
- Fire rated plastic-laminate wall panels
- Self-leveling
- Stainless steel handrail
- Emergency stop alarm
- Line rupture valve
- Emergency lowering/battery back-up system
- Hands-free ADA phone
- 36-month limited warranty
- Superior installation & technical support

## OPTIONAL FEATURES

- Inline, Thru-cab or 90-degree cab configurations
- Stainless steel & custom laminate cab finishes
- License/certificate frame
- Security options for floor access control



# JOURNEY

---

# LU/LA

The Cambridge Elevating Journey Limited-Use/ Limited-Application Commercial Elevator is designed to service schools, libraries, low rise commercial buildings, churches and multi-family housing. Custom cab sizes and various finish options allow your LU/LA elevator to blend into the surrounding decor seamlessly. Using a state-of-the-art hydraulic drive system and controls, our LU/LA provides safe, reliable, smooth and quiet operation. Modern fixtures and robust equipment makes the Journey LU/LA the longest lasting choice.

## LU/LA SPECIFICATIONS

### Power Supply Choices

220V, 1PH, 40 Amp, 60HZ  
208V, 3 PH, 20 Amp, 60 HZ  
600V, 3PH, 10 Amp, 60 HZ

### Drive Type

2:1 Roped Hydraulic

### Rated Load

1,400 lbs. weight capacity

### Cab Size

Up to 18 square feet (custom available)

### Cab Height

86" standard cab height (custom available)





### Travel Speed

Rated speed of 30 feet/minute

### Travel Height

Up to 50 feet of travel, depending on local Codes





**Authorized Dealer**



Texas Residential Elevator  
4402 Underwood Rd  
La Porte, Texas 77571

Phone: 281.739.4470  
Email: [TexResElevator@yahoo.com](mailto:TexResElevator@yahoo.com)  
Web: [www.TexResElevator.com](http://www.TexResElevator.com)

**Manufactured by:**

**CAMBRIDGE**  
ELEVATING

Cambridge Elevating Inc.  
181 Shearson Crescent  
Cambridge, ON N1T 1J3

Toll-free: 800.265.3579  
Phone: 519.653.4222  
Fax: 519.653.9927  
Email: [ceinfo@cambridgeelevating.com](mailto:ceinfo@cambridgeelevating.com)  
Web: [www.CambridgeElevating.com](http://www.CambridgeElevating.com)