

September 4, 2024

MEETING MINUTES

OF CALHOUN COUNTY COMMISSIONERS' COURT

MET IN A REGULAR MEETING AT 10:00 A.M. IN THE COMMISSIONERS' COURTROOM IN THE COUNTY COURTHOUSE AT 211 S. ANN STREET SUITE 104 PORT LAVACA, CALHOUN COUNTY, TEXAS.

THE FOLLOWING MEMBERS WERE PRESENT:

(ABSENT) **Richard Meyer**
David Hall
Vern Lyssy
Joel Behrens
Gary Reese
Anna Goodman
By: Kaddie Smith

County Judge
Commissioner Pct 1
Commissioner Pct 2
Commissioner Pct 3
Commissioner Pct 4
County Clerk
Deputy Clerk

The subject matter of such meeting is as follows:

1. Call meeting to order.

Meeting was called to order at 10am by Judge Richard Meyer

2. Invocation.

Commissioner Joel Behrens

3. Pledges of Allegiance.

US Flag: Commissioner Gary Reese
Texas Flag: Commissioner Vern Lyssy

4. General Discussion of Public Matters and Public Participation.

Shannon with TDEM gave info on the grant opportunities the county is eligible for from being in the path of Hurricane Beryl.

5. Approve August 28, 2024 Commissioners' Court Regular Meeting Minutes. (RHM)

RESULT: APPROVED [UNANIMOUS]
MOVER: Vern Lyssy, Commissioner Pct 2
SECONDER: Joel Behrens, Commissioner Pct 3
AYES: Judge Meyer, Commissioner Lyssy, Behrens, Reese

6. Hear report from Memorial Medical Center. (RHM)

Erin Clevenger gave the report for August.

7. Public Hearing on the Proposed 2025 Calhoun County Budget. (RHM)

Regular Session closed at 10:17am
Regular Session opened at 10:18am

8. Consider and take necessary action on an Order to Adopt the 2025 Calhoun County Budget. (RHM)

Judge Meyer read the Order to Adopt the 2025 Calhoun County Budget.
The Court voted to adopt the 2025 Budget.

RESULT: APPROVED [UNANIMOUS]
MOVER: Richard Meyer, County Judge
SECONDER: Vern Lyssy, Commissioner Pct 2
AYES: Judge Meyer, Commissioner Lyssy, Behrens, Reese

9. Public Hearing regarding the Proposed 2024 Tax Rate. (RHM)

Regular Session closed at 10:23am
Judge Meyer read the Order to Adopt the 2024 Tax Rate.
Regular Session opened at 10:25am

10. Consider and take necessary action on an Order to Adopt the 2024 Tax Rate. (RHM)

Debt Service:
\$.0431 per \$100.00

RESULT: **APPROVED [UNANIMOUS]**
MOVER: Richard Meyer, County Judge
SECONDER: Joel Behrens, Commissioner Pct 3
AYES: Judge Meyer, Commissioner Lyssy, Behrens, Reese

Maintenance and Operations:
\$.5791 per \$100.00

RESULT: **APPROVED [UNANIMOUS]**
MOVER: Richard Meyer, County Judge
SECONDER: Gary Reese, Commissioner Pct 4
AYES: Judge Meyer, Commissioner Lyssy, Behrens, Reese

Total Tax Rate:
\$.6222 which is a 12.78% increase in the tax rate.

RESULT: **APPROVED [UNANIMOUS]**
MOVER: Richard Meyer, County Judge
SECONDER: Joel Behrens, Commissioner Pct 3
AYES: Judge Meyer, Commissioner Lyssy, Behrens, Reese

11. Consider and take necessary action to declare Inventory # 565-0203 - Portable Storage Building as Waste and remove from Sheriff's Office Inventory. This building is being demolished due to no longer being safe with the roof leaking and the floor falling through. (BJV)

RESULT: **APPROVED [UNANIMOUS]**
MOVER: Joel Behrens, Commissioner Pct 3
SECONDER: Gary Reese, Commissioner Pct 4
AYES: Judge Meyer, Commissioner Lyssy, Behrens, Reese

12. Consider and take necessary action to declare 1 of 2 of Asset No. 24-0476 - Lennox Heat Pump as Waste and remove from Precinct 4 R&B Inventory. (GDR)

RESULT: **APPROVED [UNANIMOUS]**
MOVER: Gary Reese, Commissioner Pct 4
SECONDER: Joel Behrens, Commissioner Pct 3
AYES: Judge Meyer, Commissioner Lyssy, Behrens, Reese

13. Consider and take necessary action to allow the Port O'Connor Chamber of Commerce to utilize the facilities at the Port O'Connor Community Center for their POC Boat & Fishing Expo October 4 - 6, 2024. (GDR)

RESULT:	APPROVED [UNANIMOUS]
MOVER:	Gary Reese, Commissioner Pct 4
SECONDER:	Joel Behrens, Commissioner Pct 3
AYES:	Judge Meyer, Commissioner Lyssy, Behrens, Reese

14. Consider and take necessary action to allow the Port O'Connor Chamber of Commerce to sell alcohol October 4 - 6, 2024 at the POC Boat & Fishing Expo at the Port O'Connor Community Center and Pavilion in Port O'Connor, TX and authorize County Judge to sign letter of approval to the TABC. (GDR)

RESULT:	APPROVED [UNANIMOUS]
MOVER:	Gary Reese, Commissioner Pct 4
SECONDER:	Joel Behrens, Commissioner Pct 3
AYES:	Judge Meyer, Commissioner Lyssy, Behrens, Reese

15. Consider and take necessary action to allow the Rusty Hook Winery to sell wine October 4 - 6, 2024 at the POC Boat & Fishing Expo at the Port O'Connor Community Center and Pavilion in Port O'Connor, TX and authorize County Judge to sign letter of approval to the TABC. (GDR)

RESULT:	APPROVED [UNANIMOUS]
MOVER:	Gary Reese, Commissioner Pct 4
SECONDER:	Joel Behrens, Commissioner Pct 3
AYES:	Judge Meyer, Commissioner Lyssy, Behrens, Reese

16. Consider and take necessary action to approve the Preliminary Plat of RK Development Group Subdivision. (GDR)

Terry Ruddick explained the Preliminary Plat.

RESULT:	APPROVED [UNANIMOUS]
MOVER:	Gary Reese, Commissioner Pct 4
SECONDER:	Joel Behrens, Commissioner Pct 3
AYES:	Judge Meyer, Commissioner Lyssy, Behrens, Reese

17. Consider and take necessary action to authorize Commissioner Hall to apply for the Matagorda Bay Mitigation Trust to replace the restrooms at Little Chocolate Bayou Park and sign agreement with KSBR for grant services for the application. (DEH)

RESULT:	APPROVED [UNANIMOUS]
MOVER:	Gary Reese, Commissioner Pct 4
SECONDER:	Joel Behrens, Commissioner Pct 3
AYES:	Judge Meyer, Commissioner Lyssy, Behrens, Reese

18. Consider and take necessary action to remove Inventory# 565-0367 – Time Stamp from the Sheriff's Office inventory list due to not able to purchase parts for repair. (BJV)

RESULT:	APPROVED [UNANIMOUS]
MOVER:	Joel Behrens, Commissioner Pct 3
SECONDER:	Gary Reese, Commissioner Pct 4
AYES:	Judge Meyer, Commissioner Lyssy, Behrens, Reese

19. Consider and take necessary action to allow the County Clerk to sign the proposed quote from Kofile for the digital imaging and indexing of an estimated 67,000 pages of Volumes 1 -71 of Official Public Records. (AMG)

RESULT:	APPROVED [UNANIMOUS]
MOVER:	Joel Behrens, Commissioner Pct 3
SECONDER:	Vern Lyssy, Commissioner Pct 2
AYES:	Judge Meyer, Commissioner Lyssy, Behrens, Reese

20. Consider and take necessary action to renew the Agreement with CompX for Tech Support and authorize EMS Director to sign. (JDJ)

RESULT:	APPROVED [UNANIMOUS]
MOVER:	Vern Lyssy, Commissioner Pct 2
SECONDER:	Gary Reese, Commissioner Pct 4
AYES:	Judge Meyer, Commissioner Lyssy, Behrens, Reese

21. Consider and take necessary action on any necessary budget adjustments. (RHM)

RESULT:	APPROVED [UNANIMOUS]
MOVER:	Gary Reese, Commissioner Pct 4
SECONDER:	Joel Behrens, Commissioner Pct 3
AYES:	Judge Meyer, Commissioner Lyssy, Behrens, Reese

22. Approval of bills and payroll. (RHM)


MMC Bills:

RESULT: **APPROVED [UNANIMOUS]**
MOVER: Gary Reese, Commissioner Pct 4
SECONDER: Vern Lyssy, Commissioner Pct 2
AYES: Judge Meyer, Commissioner Lyssy, Behrens, Reese

County Bills:

RESULT: **APPROVED [UNANIMOUS]**
MOVER: Gary Reese, Commissioner Pct 4
SECONDER: Vern Lyssy, Commissioner Pct 2
AYES: Judge Meyer, Commissioner Lyssy, Behrens, Reese

Adjourned 10:41am




CALHOUN COUNTY COMMISSIONERS' COURT PACKET COMPLETION SHEET

- All Agenda Items Properly Numbered**
- Contracts Completed and Signed**
- All 1295's Flagged for Acceptance
(number of 1295's 1) Acknowledged by Dr. V.**
- All Documents for Clerk Signature Flagged
(All documents needing to be attested to need to be signed day of Commissioner's Court.)**

On this 4th day of September 2024, the packet
for the 4th day of September 2024 Commissioners'
Court Regular Session was submitted from the Calhoun County Judge's office
to the Calhoun County Clerk's Office.

Debbie Vickery
Calhoun County Judge/Assistant

AGENDA



Richard H. Meyer
County Judge

David Hall, Commissioner, Precinct 1
Vern Lyssy, Commissioner, Precinct 2
Joel Behrens, Commissioner, Precinct 3
Gary Reese, Commissioner, Precinct 4

REVISED NOTICE OF MEETING

The Commissioners' Court of Calhoun County, Texas will meet on Wednesday, September 4, 2024 at 10:00 a.m. in the Commissioners' Courtroom in the County Courthouse at 211 S. Ann Street, Suite 104, Port Lavaca, Calhoun County, Texas.

AGENDA

The subject matter of such meeting is as follows:


1. Call meeting to order.
2. Invocation.
3. Pledges of Allegiance.
4. General Discussion of Public Matters and Public Participation.
5. Approve August 28, 2024 Commissioners' Court Regular Meeting Minutes. (RHM)
6. Hear report from Memorial Medical Center. (RHM)
7. Public Hearing on the Proposed 2025 Calhoun County Budget. (RHM)
8. Consider and take necessary action on an Order to Adopt the 2025 Calhoun County Budget. (RHM)
9. Public Hearing regarding the Proposed 2024 Tax Rate. (RHM)
10. Consider and take necessary action on an Order to Adopt the 2024 Tax Rate. (RHM)
11. Consider and take necessary action to declare Inventory # 565-0203 - Portable Storage Building as Waste and remove from Sheriff's Office Inventory. This building is being demolished due to no longer being safe with the roof leaking and the floor falling through. (BJV)

FILED
AT 11:35 O'CLOCK A M

AUG 30 2024

ANNA M. GOODMAN
COUNTY CLERK CALHOUN COUNTY, TEXAS
BY: Karla Myers
DEPUTY

12. Consider and take necessary action to declare 1 of 2 of Asset No. 24-0476 - Lennox Heat Pump as Waste and remove from Precinct 4 R&B Inventory. (GDR)
13. Consider and take necessary action to allow the Port O'Connor Chamber of Commerce to utilize the facilities at the Port O'Connor Community Center for their POC Boat & Fishing Expo October 4 - 6, 2024. (GDR)
14. Consider and take necessary action to allow the Port O'Connor Chamber of Commerce to sell alcohol October 4 - 6, 2024 at the POC Boat & Fishing Expo at the Port O'Connor Community Center and Pavilion in Port O'Connor, TX and authorize County Judge to sign letter of approval to the TABC. (GDR)
15. Consider and take necessary action to allow the Rusty Hook Winery to sell wine October 4 - 6, 2024 at the POC Boat & Fishing Expo at the Port O'Connor Community Center and Pavilion in Port O'Connor, TX and authorize County Judge to sign letter of approval to the TABC. (GDR)
16. Consider and take necessary action to approve the Preliminary Plat of RK Development Group Subdivision. (GDR)
17. Consider and take necessary action to authorize Commissioner Hall to apply for the Matagorda Bay Mitigation Trust to replace the restrooms at Little Chocolate Bayou Park and sign agreement with KSBR for grant services for the application. (DEH)
18. Consider and take necessary action to remove Inventory# 565-0367 – Time Stamp from the Sheriff's Office inventory list due to not able to purchase parts for repair. (BJV)
19. Consider and take necessary action to allow the County Clerk to sign the proposed quote from Kofile for the digital imaging and indexing of an estimated 67,000 pages of Volumes 1 -71 of Official Public Records. (AMG)
20. Consider and take necessary action to renew the Agreement with CompX for Tech Support and authorize EMS Director to sign. (JDJ)
21. Consider and take necessary action on any necessary budget adjustments. (RHM)
22. Approval of bills and payroll. (RHM)


Richard H. Meyer, County Judge
Calhoun County, Texas

A copy of this Notice has been placed on the inside bulletin board of the Calhoun County Courthouse, 211 South Ann Street, Port Lavaca, Texas, which is readily accessible to the general public during regular business hours. This Notice shall remain posted continuously for at least 72 hours preceding the scheduled meeting time. For your convenience, you may visit the county's website at www.calhouncotx.org under "Commissioners' Court Agenda" for any official court postings.

04



September 4, 2024

MEETING MINUTES

OF CALHOUN COUNTY COMMISSIONERS' COURT

MET IN A REGULAR MEETING AT 10:00 A.M. IN THE COMMISSIONERS' COURTROOM IN THE COUNTY COURTHOUSE AT 211 S. ANN STREET SUITE 104 PORT LAVACA, CALHOUN COUNTY, TEXAS.

THE FOLLOWING MEMBERS WERE PRESENT:

(ABSENT) **Richard Meyer**
David Hall
Vern Lyssy
Joel Behrens
Gary Reese
Anna Goodman
By: Kaddie Smith

County Judge
Commissioner Pct 1
Commissioner Pct 2
Commissioner Pct 3
Commissioner Pct 4
County Clerk
Deputy Clerk

The subject matter of such meeting is as follows:

1. Call meeting to order.

Meeting was called to order at 10am by Judge Richard Meyer

2. Invocation.

Commissioner Joel Behrens

3. Pledges of Allegiance.

US Flag: Commissioner Gary Reese
Texas Flag: Commissioner Vern Lyssy

4. General Discussion of Public Matters and Public Participation.

Shannon with TDEM gave info on the grant opportunities the county is eligible for from being in the path of Hurricane Beryl.



TDEM
THE TEXAS A&M UNIVERSITY SYSTEM

SUMMARY

Governor Abbott and the Texas Division of Emergency Management (TDEM) announce the open application period for the FEMA DR-4798, Hurricane Beryl grant. The application period will open on August 5, 2024 and close on March 14, 2025.

FEMA's Hazard Mitigation program helps communities implement hazard mitigation measures before disasters strike.

All entities seeking funding under this opportunity must have a FEMA approved Hazard Mitigation Plan at the time the project is submitted to FEMA for consideration and at the time an award is made except for projects to develop or update mitigation plans. An exception to this requirement may be requested on a case-by-case basis in accordance with [FEMA's Hazard Mitigation Grant Program \(HMGP\) Handbook](#).

All applications must be received by TDEM through the [Grants Management System \(GMS\)](#) no later than **March 14, 2025 at 5:00 PM** to be considered for funding.

NOTICE OF FUNDING OPPORTUNITY (NOFO)

Hazard Mitigation Grant Program (HMGP)
Hurricane Beryl, FEMA DR-4798

APPLICANT ELIGIBILITY AND STATE PRIORITIES

Eligibility

Eligible sub-applicants include local governments and communities, state agencies, and private nonprofit organizations providing essential governmental services.

Priorities and Considerations

- Eligible jurisdictions within the declared counties for the disaster declaration
- Projects that address the principal hazards associated with the disaster declaration (including requests made for assistance from the Texas State Operations Center)
- Projects that demonstrate the greatest community benefit including high Benefit-Cost-Analysis (BCA) and verifiable population directly served or benefiting from the proposed projects
- Projects that clearly link to the sub-applicants' hazard mitigation plan
- Projects that focus on multi-jurisdictional, regional, watershed, or COG levels

TIPS FOR APPLICATION DEVELOPMENT

- Attend DR-4798 Information sessions (see next page)
- Demonstrate experience in managing grants as part of submission including understanding federal procurement processes and experience with FEMA's Hazard Mitigation Assistance.
- Contact your TDEM regional hazard mitigation grant coordinator early to assist with preparing a quality application.
- Eligible applicants must apply for funding using the TDEM Grants Management System (GMS). GMS is used to apply for, track, and manage a variety of FEMA grants. To register, please visit <https://grants.tdem.texas.gov/>.



TDEM
THE TEXAS A&M UNIVERSITY SYSTEM

Contact Information:

Region 1: Section Chief Regen Reser
regen.reser@tdem.texas.gov
Phone: 940-247-9126

Region 2: Section Chief Andrea Sanders
andrea.sanders@tdem.texas.gov
Phone: 737-247-8531

Region 3: Interim Section Chief Pamela Baze
pamela.baze@tdem.texas.gov
Phone: 512-720-2431

Region 4: Section Chief Michelle Ellis
michelle.ellis@tdem.texas.gov
Phone: 512-952-9061

Region 5: Section Chief John O'Valle
john.ovalle@tdem.texas.gov
Phone: 956-227-0696

Region 6: Section Chief Judy Lucio
judy.lucio@tdem.texas.gov
Phone: 512-538-5382

Region 7: Section Chief Ismael Castro
ismael.castro@tdem.texas.gov
Phone: 915-234-3513

Region 8: Section Chief Kevin Enoch
kevin.enoch@tdem.texas.gov
Phone: 469-395-8679

[FEMA Declared Counties Map](#)

[Regional Chiefs Map](#)

EXAMPLES OF ELIGIBLE ACTIVITIES *

Property Acquisition and Structure Demolition/Relocation

- ✓ Structure Elevation
- ✓ Mitigation Reconstruction
- ✓ Dry Floodproofing
- ✓ Generators
- ✓ Flood Risk Reduction Projects
- ✓ Retrofitting of Existing Buildings and Structures
- ✓ Safe Room Construction
- ✓ Infrastructure Retrofit
- ✓ Soil Stabilization
- ✓ Wildfire Mitigation
- ✓ Post-Disaster Code Enforcement
- ✓ Hazard Mitigation Plans

*Other eligible activities described in the [2023 HMA Guidance](#)

TRAINING AND FEMA PROGRAM INFORMATION

Click on the links below to be redirected for information:

Hazard Mitigation Grant Program Information (FEMA) (Reference)

<https://www.fema.gov/grants/mitigation/hazard-mitigation>

TDEM Applicant Information Sessions (Highly Recommended)

Applicants are strongly encouraged to participate in an information session which will review grant requirements and provide an opportunity to ask questions. Click [here](#) to register.

Federal Procurement Training (Highly Recommended)

[TDEM Federal Procurement Training](#)

TDEM Benefit-Cost Analysis (BCA) Overview (Highly Recommended)

Applicants with construction projects are encouraged to participate in an information session on the methods for demonstrating cost effectiveness. Click [here](#) to register.


Required Grant Terms and Conditions (Review Only)

Prior to application, please review the grant terms and conditions that are required under this NOFO. [Click Here](#)

05

5. Approve August 28, 2024 Commissioners' Court Regular Meeting Minutes. (RHM)

RESULT:	APPROVED [UNANIMOUS]
MOVER:	Vern Lyssy, Commissioner Pct 2
SECONDER:	Joel Behrens, Commissioner Pct 3
AYES:	Judge Meyer, Commissioner Lyssy, Behrens, Reese



Richard H. Meyer
County Judge

David Hall, Commissioner, Precinct 1
Vern Lyssy, Commissioner, Precinct 2
Clyde Syma, Commissioner, Precinct 3
Gary Reese, Commissioner, Precinct 4

The Commissioners' Court of Calhoun County, Texas met on Wednesday, August 28, 2024,
at 10:00 a.m. in the Commissioners' Courtroom in the County Courthouse at
211 S. Ann Street, Suite 104, Port Lavaca, Calhoun County, Texas.

Attached are the true and correct minutes of the above referenced meeting.


A handwritten signature in cursive script, appearing to read "Richard Meyer", written over a horizontal line.

Richard Meyer, County Judge
Calhoun County, Texas

Anna Goodman, County Clerk

A handwritten signature in cursive script, appearing to read "Kaddie Smith", written over a horizontal line.

Deputy Clerk





August 28, 2024

MEETING MINUTES

OF CALHOUN COUNTY COMMISSIONERS' COURT

MET IN A REGULAR MEETING AT 10:00 A.M. IN THE COMMISSIONERS' COURTROOM IN THE COUNTY COURTHOUSE AT 211 S. ANN STREET SUITE 104 PORT LAVACA, CALHOUN COUNTY, TEXAS.

THE FOLLOWING MEMBERS WERE PRESENT:

Richard Meyer
David Hall
Vern Lyssy
Joel Behrens
Gary Reese
Anna Goodman
By: Kaddie Smith

County Judge
Commissioner Pct 1
Commissioner Pct 2
Commissioner Pct 3
Commissioner Pct 4
County Clerk
Deputy Clerk

The subject matter of such meeting is as follows:

1. Call meeting to order.

Meeting was called to order at 10am by Judge Richard Meyer

2. Invocation.

Commissioner David Hall

3. Pledges of Allegiance.

US Flag: Commissioner Gary Reese
Texas Flag: Commissioner Vern Lyssy

4. General Discussion of Public Matters and Public Participation.

n/a

5. Approve July 3, 2024 and August 21, 2024 Commissioners' Court Regular Meeting Minutes. (RHM)

RESULT:	APPROVED [UNANIMOUS]
MOVER:	Vern Lyssy, Commissioner Pct 2
SECONDER:	Joel Behrens, Commissioner Pct 3
AYES:	Judge Meyer, Commissioner Hall, Lyssy, Behrens, Reese

6. Public Hearing regarding amending the 2024 Calhoun County budget. (RHM)

Public Hearing opened at 10:02am
Erica Perez read the amendments.
Public Hearing closed at 10:07am

7. Consider and take necessary action to amend the 2024 Calhoun County budget. (RHM)

RESULT:	APPROVED [UNANIMOUS]
MOVER:	Vern Lyssy, Commissioner Pct 2
SECONDER:	David Hall, Commissioner Pct 1
AYES:	Judge Meyer, Commissioner Hall, Lyssy, Behrens, Reese

8. Approve and accept the donation of a StairMaster Free Climber 4600 PT to Calhoun County EMS from Danielle Lacina, General Manager of the Port Lavaca Anytime Fitness. (RHM)

RESULT:	APPROVED [UNANIMOUS]
MOVER:	David Hall, Commissioner Pct 1
SECONDER:	Joel Behrens, Commissioner Pct 3
AYES:	Judge Meyer, Commissioner Hall, Lyssy, Behrens, Reese

9. Consider and take necessary action to allow Sheriff Vickery to apply for an NRA grant for the purchase of additional ALERRT training aids for the Calhoun County Sheriffs Office. This equipment will be utilized for training of ALL county Law Enforcement Personnel and will consist of an additional 5 simunition pistols, 5 simunition rifle uppers, 10 rifle lowers and personal protective equipment. (RHM)

Sheriff explained the grant and training.	
RESULT:	APPROVED [UNANIMOUS]
MOVER:	Gary Reese, Commissioner Pct 4
SECONDER:	Joel Behrens, Commissioner Pct 3
AYES:	Judge Meyer, Commissioner Hall, Lyssy, Behrens, Reese

10. Consider and take necessary action to use Secure Tech Systems Inc. bid proposal in the amount of \$52,405.80 for the replacement of the Calhoun County Panic Button System and allow County Judge Richard Meyer to sign all pertinent documentation. Secure Tech is on the Buy Board. (RHM)

pass

11. Consider and take necessary action to approve Project Manual and Plans for Bid No. 2024.09 - Bill Sanders Park - Swan Point Bulkhead & Pier Construction and allow Urban Engineering and auditor's office to advertise for bids. (GDR)

Matt Glaze briefly explained the plan.

RESULT:	APPROVED [UNANIMOUS]
MOVER:	Joel Behrens, Commissioner Pct 3
SECONDER:	Gary Reese, Commissioner Pct 4
AYES:	Judge Meyer, Commissioner Hall, Lyssy, Behrens, Reese

12. Consider and take necessary action to allow the County Clerk to sign the proposed quote from Kofile for the digital imaging and indexing of an estimated 67,000 pages of Volumes 1 -71 of Official Public Records. (RHM)

pass

13. Consider and take necessary action to award the contract to the most responsible and responsive bidder of Fun Abounds, Inc. and to negotiate profit and achieve a final contract price not to exceed to bid proposal of \$733,795.95 for Bid No. 2024.08 - Infrastructure at Little Chocolate Bayou County Park Playground Improvements Phase 2 for Calhoun County, Texas – Texas General Land Office Contract No. 20-065-064-C182 and Calhoun County 2020 CDBG-DR Contract Work Order No. E-1. (DEH)

Scott Mason explained the process of choosing a bidder.

Court awarded contract to Fun Abounds, Inc.

RESULT:	APPROVED [UNANIMOUS]
MOVER:	David Hall, Commissioner Pct 1
SECONDER:	Gary Reese, Commissioner Pct 4
AYES:	Judge Meyer, Commissioner Hall, Lyssy, Behrens, Reese

14. Discuss and take necessary action to allow Vern Lyssy to sign for an aerobic septic system service contract for Precinct 2 with Silverback Septic Solutions. (VLL)

RESULT:	APPROVED [UNANIMOUS]
MOVER:	Vern Lyssy, Commissioner Pct 2
SECONDER:	David Hall, Commissioner Pct 1
AYES:	Judge Meyer, Commissioner Hall, Lyssy, Behrens, Reese

15. Consider and take necessary to deposit the refund check in the amount of \$2,232.17 for parts from Kyrish Truck Centers of Victoria to Road & Bridge, Pct. 2 account 1000-550-53510, Road & Bridge Supplies. (VLL)

RESULT:	APPROVED [UNANIMOUS]
MOVER:	Gary Reese, Commissioner Pct 4
SECONDER:	Joel Behrens, Commissioner Pct 3
AYES:	Judge Meyer, Commissioner Hall, Lyssy, Behrens, Reese

16. Accept Reports from the following County Offices:

- i. County Treasurer – February, March and April 2024 (Revised)
- ii. County Treasurer – Statement of Balances – 1st Quarter 2024 (Revised)
- iii. County Treasurer – Investment Report – 1st Quarter 2024 (Revised)

RESULT:	APPROVED [UNANIMOUS]
MOVER:	Vern Lyssy, Commissioner Pct 2
SECONDER:	Gary Reese, Commissioner Pct 4
AYES:	Judge Meyer, Commissioner Hall, Lyssy, Behrens, Reese

17. Consider and take necessary action on any necessary budget adjustments. (RHM)

RESULT:	APPROVED [UNANIMOUS]
MOVER:	Gary Reese, Commissioner Pct 4
SECONDER:	Joel Behrens, Commissioner Pct 3
AYES:	Judge Meyer, Commissioner Hall, Lyssy, Behrens, Reese

18. Approval of bills and payroll. (RHM)

MMC Bills:	
RESULT:	APPROVED [UNANIMOUS]
MOVER:	David Hall, Commissioner Pct 1
SECONDER:	Vern Lyssy, Commissioner Pct 2
AYES:	Judge Meyer, Commissioner Hall, Lyssy, Behrens, Reese

County Bills:	
RESULT:	APPROVED [UNANIMOUS]
MOVER:	David Hall, Commissioner Pct 1
SECONDER:	Vern Lyssy, Commissioner Pct 2
AYES:	Judge Meyer, Commissioner Hall, Lyssy, Behrens, Reese

adjourned 10:40am

06

6. Hear report from Memorial Medical Center. (RHM)


Erin Clevenger gave the report for August.

FACILITY UPDATES

- **Texas Collaborative for Healthy Mothers and Babies (TCHMB):** Our L&D and Emergency departments completed the requirements for the Recognition and Response to Postpartum Preeclampsia in the Emergency Department (PPED) project. The PPED project aims to reduce maternal morbidity and mortality related to severe hypertension in postpartum patients by identifying postpartum patients presenting to the Emergency Department (ED) with severe hypertension or preeclampsia, treating these patients timely, improving coordination of care between the ED and L&D team, and reducing racial disparities in health outcomes of patients with severe hypertension or preeclampsia. (Certificate attached).
- **Director of Information Technology (IT):** Jeannie Orta has been selected as our new Director of Information Technology (IT). Jeannie has many years of experience at Memorial Medical Center combined with over 25 years in the field, possessing impressive project management skills and remarkable initiative.
- **Dr. Mercedes Schultz:** Dr. Schultz is returning to MMC in September under a coverage agreement through DMN. She will provide at least 1 week of coverage per month and will be able to see patients in the clinic, perform gyn surgeries, and provide labor and delivery services.
- **Fetal Monitors:** After a lengthy supply delay, the OBIX BeCa Fetal Monitors and Wireless Transducer System that were purchased using the 2023 and 2024 Formosa Trust funds were received and are now in full utilization. This equipment is used for fetal and maternal monitoring and provides new capabilities for our maternal patients including monitoring during ambulation, accurate use on patients with high BMI, and allowing active and upright birthing positions.



Pictured are Nina Green, RN, Monica Carr, LVN, Raushanah Monday, RN from MMC's Labor and Delivery Department, and Jack Wu, VP Formosa Plastics Corporation.



Interim CEO REPORT

August 2024

MEMORIAL
MEDICAL CENTER


So Much... So Close!

COMMUNITY OUTREACH AND PARTNERSHIPS

- **Gulf Bend Mental Health First Aid Training at MMC:** Memorial Medical Center will be collaborating with Gulf Bend Center (our local Mental Health Authority) to offer Mental Health First Aid training to our staff and the community. MMC will provide the site accommodations and assist with marketing and logistics, while GBC will provide the education.
- **Golden Crescent Management of Opioid Risk in Mother (GC-MOMS):** MMC is partnering with the Texas A&M University College of Nursing to reduce the incidence and impact of neonatal abstinence syndrome (NAS) by improving systems of care, family supports and social determinants of health for our patients. GC-MOMS is a free educational home visiting program to support pregnant women, postpartum mothers and their families in DeWitt, Lavaca, Jackson and Calhoun counties.
- **Calhoun County Strategic Planning and Steering Committee:** The Texas Department of State Health Services-PHR 8 is leading a grant project, *Texas Department of State Health Services Calhoun County Health Disparities*. This project intends to engage communities with high health disparities (Calhoun), build sustainable relationships, and create an action plan to reduce poor outcomes. The community needs assessment and first strategic planning session have been completed. MMC is an active partner in the plan, both in providing logistic resources for the meetings, and being an active resource in the plan.
- **Ongoing Community Partnerships:**
 - CCISD Student Health Advisory Committee (SHAC)
 - Calhoun County Community Resource Group (CRCG)
 - Victoria College Vocational Nursing Program Advisory Group
 - Camp Calhoun Steering Committee

FINANCIAL RESPONSIBILITY

- **RxManage:** Through our employee health plan prescription benefit management (PBM) company, TrueScripts, we will begin offering our employees the opportunity to receive their brand name and specialty prescriptions through an international pharmacy program, RxManage. Participation in this program will result in significant savings for the employee and MMC. Actual savings to MMC will depend on the number of employees who utilize RxManage, but an analysis using Jan 2024 – May 2024 claims data, there was potential savings opportunity of \$83,000. There is no additional cost for MMC to offer this program, and it is optional for employees.
- **Calhoun County Medical Foundation:** The CCMF has been meeting monthly. A Facebook page is being created and the group is searching for one more board member.



Interim CEO REPORT

August 2024

MEMORIAL
MEDICAL CENTER

So Much... So Close!

- QIPP:
 - **2025 Rate Enhancement Attendant Compensation Program Open Enrollment & Liability Insurance Rate Add-On Attestation:** We completed the Open Enrollment and attestations for all 8 of our QIPP partner nursing facilities. These programs are voluntary but all of our partners participate. Facilities choosing to participate in the direct care staff enhancement agree to maintain a certain staffing level in return for increased direct care staff revenues. Liability Insurance Rate Add-on: Liability Insurance Costs, HHSC requires Nursing Facilities to submit an annual provider attestation to receive the payment of liability insurance rate add-ons.


EAT COMMITTEE

- **School Supply Drive:** The EAT Committee hosted a school supply drive in August. All items collected were donated to CCISD.
- **Calhoun/MMC Spirit Shirts:** The EAT Committee held a design contest, where employees design and vote on their favorite spirit shirt. The winner was Brittany Zamora from Med/Surg. The shirts can be purchased and worn by employees on Fridays.



AGENDA ITEMS

- Workplace Violence Prevention
- nTrust Presentation and proposal
- Cantex QIPP presentation
- HVAC/Roof project update
- Hospital District information
- Insurance Stop Loss Renewal Agreement
- X-Medius Copier Lease Renewal
- Aveno Networks Server purchase (BIP Grant item)
- TruBridge Pure Storage Server purchase (BIP Grant item)



**July 2024
Financial
Presentation**

**Memorial Medical Center
Executive Summary
For The Month Ended July 31, 2024**

Primary Drivers to Operations

	July 2024	June 2024	Incr/(Decr) From June 2024	Incr/(Decr) % From June 2024		July 2023	Incr/(Decr) From July 2023	Incr/(Decr) % From July 2023	
Admissions	30	49	(19)	-38.8%	↓	57	(27)	-47.4%	↓
Inpatient Days	121	126	(5)	-4.0%	↓	160	(39)	-24.4%	↓
Swing Bed Days	61	94	(33)	-35.1%	↓	25	36	144.0%	↑
Observation Hours	1,571	2,629	(1,058)	-40.2%	↓	1,870	(299)	-16.0%	↓
Traditional Medicare %*	16.8%	21.9%	-5.1%	-23.1%	↓	18.6%	-1.8%	-9.6%	↓
Emergency Room Visits	780	818	(38)	-4.6%	↓	837	(57)	-6.8%	↓
Outpatient Visits^	2,089	2,017	72	3.6%	↑	2,165	(76)	-3.5%	↓
Clinic Visits	2,708	2,456	252	10.3%	↑	2,538	170	6.7%	↑
Total Surgery Cases*	61	69	(8)	-11.6%	↓	71	(10)	-14.1%	↓
Total Radiology Procedures*	1,498	1,655	(157)	-9.5%	↓	1,739	(241)	-13.9%	↓
Total Laboratory Procedures*	38,004	41,778	(3,774)	-9.0%	↓	43,244	(5,240)	-12.1%	↓
Total Rehab Procedures*	1,927	1,345	582	43.3%	↑	1,368	559	40.9%	↑

* Includes Inpatient & Outpatient

^ Registrations (W & WO Lab) Less Admissions & ER Visits

Financials

July Financial Highlights

- Gross patient revenue (GPR)
 - GPR decreased \$1.1 million to \$6.33 million in July
 - Medicare payer mix (Traditional and Managed Care) decreased 2.76% to 40.35% in July when compared to June, while Private Pay increased 2.03% to 13.44% in July compared to 11.41% in June
- Net patient revenue (NPR)
 - NPR decreased \$474K to \$2.08 million in July
- Approximately 10% of the Hospital and Clinics revenue was lost due to closures for the July 4th Holiday and Hurricane Beryl making landfall
- Grant revenue increased \$173,803 in July
 - Grant revenue total was \$220,703 compared to \$46,899 in June
- Other operating revenue
 - 340B revenue was \$187K compared to \$123K in June
 - Net of expenses 340B income was \$107K compared to \$83K in June
- Salaries, wages and benefits (SWB)
 - SWB increased \$42K to \$1.62 million; on a per calendar day basis SWB decreased .62%
- Professional fees expense increased \$31,474 in July
 - Professional fees expense total was \$500,120 compared to \$468,646 in June
- Purchased services expense decreased \$14,684 in July
 - Purchased services expense total was \$394,434 compared to \$409,118 in June

- Agency staffing expense decreased \$19,491 in July
 - Total agency staffing costs were \$10,118 compared to \$29,609 in June
- Supplies expense as a percent of gross patient revenue decreased in July to 4.72% from 4.91% in June
 - This ratio has averaged 5.37% over the last 12 months
- Overall operating expenses increased \$30K in July
- Net Loss for July was (\$355,048) compared to a Net Loss of (\$123,310) in June
- EBITDA Net Loss for July was (\$280,739) compared to EBITDA Net Loss of (\$49,162) in June

**Memorial Medical Center
Income Statement by Operating Unit
For The Month Ended July 31, 2024**

Current Period				Year to Date				
Hospital	Clinics	Nursing Homes	Combined	Hospital	Clinics	Nursing Homes	Combined	
359,553		-	359,553	4,567,353		-	4,567,353	
3,083,796	\$518,558	-	3,602,354	22,718,110	\$ 4,078,329	-	26,796,439	
2,370,811		-	2,370,811	17,230,726		-	17,230,726	
		6,765,095	6,765,095			46,856,928	46,856,928	
5,814,160	518,558	6,765,095	13,097,813	44,516,188	4,078,329	46,856,928	95,451,445	
Revenue				Revenue Deductions				
3,340,882	148,846	-	3,489,728	Contractuals	24,398,685	1,059,848	-	25,458,533
519,868	1,200	-	521,068	Charity	2,553,821	53,864	-	2,607,685
				Indigent Care	4,400	-	-	4,400
(161,699)			(161,699)	DSH/UCC/DSRIP	(1,131,812)	-	-	(1,131,812)
406,821			406,821	Bad Debt	4,602,173	-	-	4,602,173
4,105,872	150,046	-	4,255,918	Total Revenue Deductions	30,427,267	1,113,712	-	31,540,979
1,708,288	368,512	6,765,095	8,841,895	Net Patient Revenue	14,088,921	2,964,617	46,856,928	63,910,466
113,308	187,332	-	300,640	Other Operating Revenue	370,620	766,593	-	1,137,213
1,821,595	555,844	6,765,095	9,142,534	Total Operating Revenue	14,459,541	3,731,210	46,856,928	65,047,679
Operating Expenses				Operating Expenses				
1,001,592	170,831	-	1,172,423	Salaries & Wages	7,029,509	1,415,363	-	8,444,872
379,821	68,053	-	445,874	Employee Benefits & PR Taxes	2,099,508	383,649	-	2,483,157
278,852	221,268	-	500,120	Professional Fees	1,828,851	1,704,249	-	3,533,100
338,940	55,494	-	394,434	Purchased Services	2,687,080	365,522	-	3,052,602
271,264	27,484	-	298,748	Supplies	2,394,311	163,609	-	2,557,920
5,690	-	-	5,690	Insurance	30,630	-	-	30,630
55,929	-	-	55,929	Utilities	330,861	-	-	330,861
46,214	83,896	-	130,110	Other Expenses	380,122	277,920	-	658,042
		6,998,521	6,998,521	Nursing Home Fee	-	-	48,456,026	48,456,026
2,378,302	625,026	6,998,521	10,001,849	Total Operating Expenses	16,780,871	4,310,312	48,456,026	69,547,210
58,227	16,000	-	74,227	Depreciation	403,781	112,000	-	515,781
2,436,529	641,026	6,998,521	10,076,076	Total Expenses	17,184,653	4,422,312	48,456,026	70,062,991
(614,934)	(85,182)	(233,426)	(933,542)	Net Operating Income / (Loss)	(2,725,112)	(691,102)	(1,599,099)	(5,015,313)
9,406	-	-	9,406	Non Operating Income / (Exp)				
(82)	-	-	(82)	Investment Income	123,793	-	-	123,793
133,032	87,671	-	220,703	Interest Expense	(1,732)	-	-	(1,732)
				Contributions and Grants	259,839	346,409	-	606,248
		348,467	348,467	Stimulus Funds	-	-	-	-
142,356	87,671	348,467	578,494	Nursing Home Program	-	-	2,404,387	2,404,387
(472,578)	2,489	115,041	(355,048)	Total Non-Operating Revenue	381,900	346,409	2,404,387	3,132,695
				Total Net Income / (Loss)	(2,343,212)	(344,693)	805,288	(1,882,617)

**Memorial Medical Center
Income Statement - Combined
For The Month Ended July 31, 2024**

Current Period			Year to Date			
Actual This Month	Budget This Month	Last Year	Actual YTD	Budget YTD	Last Year YTD	
Revenue						
359,553	932,008	750,340	Inpatient Revenues	4,567,353	6,524,056	5,547,024
3,602,354	3,839,160	3,562,901	Outpatient Revenues	26,796,439	26,874,122	26,219,008
2,370,811	2,272,240	2,801,796	ER Revenues	17,230,726	15,905,681	17,861,451
6,765,095	5,569,062	6,009,992	Resident Revenues	46,856,928	38,983,432	42,629,967
13,097,813	12,612,470	13,125,029	Total Patient Revenue	95,451,445	88,287,291	92,257,450
Revenue Deductions						
3,489,728	3,452,654	3,932,880	Contractuals	25,458,533	24,168,580	27,875,812
521,068	786,035	671,223	Charity	2,607,685	5,502,248	2,302,832
-	24,869	300	Indigent Care	4,400	174,085	8,418
(161,699)	(170,835)	(183,686)	DSH/UCC/DSRIP	(1,131,812)	(1,195,843)	(1,285,802)
406,821	65,000	(3,575)	Bad Debt	4,602,173	455,000	3,342,982
4,255,918	4,157,724	4,417,142	Total Revenue Deductions	31,540,979	29,104,071	32,244,242
8,841,895	8,454,746	8,707,887	Net Patient Revenue	63,910,466	59,183,220	60,013,208
300,640	194,581	229,055	Other Operating Revenue	1,137,213	1,362,065	1,369,908
9,142,534	8,649,327	8,936,942	Total Operating Revenue	65,047,679	60,545,286	61,383,116
Operating Expenses						
Year to Date						
Current Period			Year to Date			
Actual This Month	Budget This Month	Last Year	Actual YTD	Budget YTD	Last Year YTD	
1,172,423	1,311,756	1,181,537	Salaries & Wages	8,444,872	9,182,291	8,284,851
445,874	432,262	398,361	Employee Benefits & PR Taxes	2,483,157	3,025,837	2,862,673
500,120	430,619	506,818	Professional Fees	3,533,100	3,014,332	3,124,578
394,434	492,013	422,522	Purchased Services	3,052,602	3,444,093	3,020,603
298,748	371,545	356,540	Supplies	2,557,920	2,600,817	2,541,043
5,690	7,000	5,677	Insurance	30,630	49,000	35,563
55,929	45,600	46,706	Utilities	330,861	319,200	314,361
130,110	117,391	138,903	Other Expenses	658,042	821,735	1,020,804
6,998,521	5,834,957	6,208,534	Nursing Home Fee	48,456,026	40,844,699	44,019,761
10,001,849	9,043,143	9,265,598	Total Operating Expenses	69,547,210	63,302,004	65,224,237
74,227	100,078	75,689	Depreciation	515,781	700,547	530,502
10,076,076	9,143,222	9,341,287	Total Expenses	70,062,991	64,002,551	65,754,739
(933,542)	(493,895)	(404,345)	Net Operating Income / (Loss)	(5,015,313)	(3,457,266)	(4,371,623)
Non Operating Income / (Exp)						
9,406	2,050	26,900	Investment Income	123,793	14,350	61,429
(82)	(1,199)	(303)	Interest Expense	(1,732)	(8,391)	(4,415)
220,703	83,353	-	Contributions and Grants	606,248	583,473	536,484
-	-	-	Stimulus Funds	-	-	-
348,467	418,024	396,082	Nursing Home Program	2,404,387	2,926,167	2,772,574
578,494	502,228	422,679	Total Non-Operating Revenue	3,132,695	3,515,599	3,366,072
(355,048)	8,333	18,334	Total Net Income / (Loss)	(1,882,617)	58,333	(1,005,551)

Memorial Medical Center
Trending Income Statement
For The Month Ending July 31, 2024

	2023	2023	2023	2023	2023	2023	2024	2024	2024	2024	2024	2024	2024	2024	2024	2024
	July	August	September	October	November	December	January	February	March	April	May	June	July	YTD		
Revenue																
Inpatient Revenues	750,340	873,397	759,281	1,199,341	782,426	772,282	827,322	750,368	524,914	708,047	673,639	723,509	339,533	4,567,352		
Outpatient Revenues	3,562,901	4,369,219	3,949,963	3,788,715	3,912,450	3,504,364	3,438,734	3,918,949	3,199,941	4,249,441	4,249,966	4,092,053	3,602,354	26,796,438		
ER Revenues	2,801,796	2,300,369	2,631,019	2,553,248	2,874,030	2,721,269	2,345,568	2,379,390	2,548,203	2,329,213	2,614,179	2,643,361	2,370,811	17,230,726		
Total Patient Revenue	7,115,037	7,542,985	7,340,263	7,541,304	7,568,907	6,997,915	6,611,624	7,048,707	6,273,058	7,331,701	7,537,784	7,458,924	6,332,718	48,594,516		
Deductions / Revenue	62.2%	62.6%	66.2%	67.5%	68.9%	57.4%	65.5%	60.6%	67.4%	61.2%	67.1%	65.8%	67.2%	64.3%		
Revenue Deductions																
Contractuals	3,932,880	4,126,857	4,030,974	4,292,873	4,308,274	3,225,218	3,841,543	3,304,591	3,044,683	3,794,549	4,263,137	3,720,301	3,489,728	25,458,532		
Charity	671,223	838,956	392,509	434,890	110,922	716,269	490,813	430,109	164,891	183,082	509,735	236,987	521,068	2,607,685		
Indigent Care	300	4,655	0	0	5,826	0	3,861	539	0	0	0	0	0	4,400		
OSH/UCC/OSRIP	(183,686)	(183,686)	(183,686)	(161,686)	(161,686)	(161,686)	(161,686)	(161,686)	(161,686)	(161,686)	(161,686)	(161,686)	(161,699)	(1,131,814)		
Bad Debt	(3,575)	368,903	619,648	326,859	351,981	236,795	157,785	695,579	1,182,395	674,521	372,844	1,112,228	406,821	4,602,173		
Total Revenue Deductions	4,417,142	5,173,685	4,859,445	5,092,936	5,215,317	4,016,596	4,332,317	4,269,132	4,250,283	4,490,466	5,085,030	4,907,830	4,255,918	31,940,976		
Net Patient Revenue	2,697,895	2,369,300	2,480,818	2,448,368	2,353,589	2,981,319	2,279,307	2,779,575	2,042,775	2,841,235	2,482,754	2,531,094	2,076,800	17,053,540		
Other Operating Revenue	229,055	249,826	109,153	131,476	145,765	125,334	120,329	93,246	108,438	93,454	216,348	300,640	1,137,212	1,137,212		
Total Operating Revenue	2,926,950	2,619,126	2,589,971	2,579,844	2,499,354	3,106,653	2,399,636	2,872,821	2,151,213	2,934,689	2,699,102	2,755,852	2,377,439	18,190,752		
SWB / Operating Revenue	54.0%	62.4%	62.3%	68.1%	62.7%	52.4%	60.5%	56.4%	65.1%	56.2%	59.8%	57.2%	68.1%	60.1%		
Operating Expenses																
Salaries & Wages	1,181,537	1,215,027	1,168,421	1,238,876	1,153,990	1,193,977	1,273,068	1,161,454	1,192,109	1,224,208	1,247,205	1,174,405	1,172,423	8,444,873		
Employee Benefits & PR Taxes	398,361	418,918	444,133	413,716	412,124	433,427	178,607	460,207	208,340	421,846	366,761	401,521	445,874	2,483,156		
Professional Fees	506,818	378,841	377,827	480,682	452,882	466,627	649,659	483,852	458,591	514,644	457,187	468,646	500,120	3,533,099		
Purchased Services	422,522	487,127	458,977	435,361	471,879	534,286	434,686	452,066	401,289	466,252	494,758	409,118	394,434	3,052,608		
Supplies	395,940	413,311	365,223	428,948	406,194	404,818	369,766	395,820	341,434	367,675	418,338	366,140	298,748	2,557,921		
Insurance	5,677	6,459	7,423	7,423	6,459	6,406	2,951	3,650	3,997	4,360	4,768	5,217	5,690	30,629		
Utilities	46,706	53,720	90,469	47,723	46,014	45,960	42,361	43,601	44,200	49,183	44,844	50,743	55,929	330,861		
Other Expenses	139,903	121,965	128,009	163,800	104,417	84,838	82,028	81,239	82,942	67,585	96,296	97,842	130,110	658,042		
Total Operating Expenses	3,057,064	3,095,362	3,040,476	3,216,009	3,054,153	3,170,339	3,033,126	3,081,889	2,733,302	3,135,753	3,130,152	2,973,682	3,003,328	21,091,183		
Depreciation	75,689	76,115	75,988	77,520	77,484	74,650	74,009	73,469	73,162	73,149	73,796	73,970	74,227	515,782		
Total Expenses	3,132,753	3,171,477	3,116,464	3,293,529	3,131,637	3,244,989	3,107,136	3,155,358	2,806,464	3,208,902	3,203,948	3,047,602	3,077,555	21,606,965		
Net Operating Income / (Loss)	(205,803)	(552,351)	(526,493)	(713,685)	(692,282)	(138,336)	(707,500)	(282,587)	(655,251)	(274,213)	(504,846)	(291,750)	(700,116)	(3,416,212)		
Non Operating Income / (Exp)																
Investment Income	26,900	24,858	23,554	29,202	27,313	22,134	25,219	19,232	20,521	23,976	18,759	6,679	9,406	123,793		
Interest Expense	(303)	(717)	(286)	(4,059)	(596)	(353)	(821)	(185)	(270)	(244)	(342)	(178)	(82)	(1,732)		
Contributions and Grants	0	6,937	0	118,136	13,549	34,382	45,693	20,688	40,094	74,393	157,577	46,899	220,703	606,246		
Stimulus Funds	0	0	0	0	0	0	0	0	0	0	0	0	0	0		
Total Non-Operating Revenue	26,597	31,078	23,268	143,279	40,267	56,162	70,791	39,625	60,345	98,125	175,994	53,400	230,027	728,307		
Net Gain / (Loss) before NH	(179,206)	(521,273)	(503,224)	(570,406)	(592,015)	(82,174)	(636,709)	(242,912)	(594,906)	(176,088)	(328,852)	(238,350)	(470,089)	(2,687,905)		
Operating Margin	-8.1%	-19.9%	-19.4%	-22.1%	-23.7%	-2.6%	-28.6%	-8.6%	-27.7%	-6.0%	-12.2%	-8.6%	-18.8%	-14.8%		
Nursing Home Program:																
Resident Revenue	6,009,592	3,270,436	4,897,483	5,877,984	6,034,517	10,499,822	6,751,926	6,420,331	6,365,456	6,913,402	6,870,859	6,838,858	6,765,095	46,856,927		
Nursing Home Fees	6,208,534	3,468,978	5,095,975	6,076,526	6,233,059	10,698,364	6,990,468	6,653,758	6,599,883	7,146,818	7,054,285	7,072,384	6,998,521	48,456,027		
QUIP Net of IGT	396,082	292,219	266,293	266,293	266,293	266,293	312,592	348,467	348,467	348,467	348,467	348,467	348,467	2,404,385		
Net Nursing Home Program	197,540	83,677	87,782	87,782	87,782	87,782	115,041	116,040	116,040	115,041	115,041	115,041	115,041	808,285		
Net Income / (Loss)	18,334	(427,696)	(435,472)	(502,655)	(524,283)	(14,422)	(521,687)	(127,872)	(478,866)	(61,047)	(213,811)	(123,309)	(358,048)	(1,882,620)		
Net Income Margin	0.6%	-16.3%	-16.8%	-19.8%	-21.0%	-0.5%	-21.7%	-4.5%	-22.3%	-2.1%	-7.9%	-4.5%	-14.9%	-10.3%		
EBITDA	94,326	(350,764)	(359,198)	(422,076)	(446,184)	60,581	(447,338)	(54,108)	(406,434)	12,346	(139,673)	(49,161)	(280,739)	(1,365,106)		
EBITDA Percentage	3.2%	-13.4%	-13.9%	-16.3%	-17.9%	2.0%	-18.6%	-1.9%	-18.9%	0.4%	-5.2%	-1.8%	-11.8%	-7.5%		

Memorial Medical Center

Multi-Year Comparison Income Statement (Without Nursing Home & Service Organization)

For The Month Ended July 31, 2024

Current Period			Revenue			Year to Date			Change	Change	Actual YTD	Change	Change
Actual This Month	Budget This Month	Last Year		Actual YTD	Budget YTD	Last Year YTD	From 2023	From 2023	2022	From 2022	From 2022		
359,553	932,008	750,340	Inpatient Revenues	4,567,353	6,524,056	5,547,024	(979,671)	-18%	\$ 6,428,311	\$ (1,860,958.37)	-29%		
3,602,354	3,839,160	3,562,901	Outpatient Revenues	26,796,439	26,874,122	26,219,008	577,431	2%	\$25,667,628	\$ 1,238,911	5%		
2,370,811	2,272,240	2,801,796	ER Revenues	17,230,726	15,905,681	17,861,451	(630,725)	-4%	\$15,720,793	\$ 1,509,933	10%		
6,332,718	7,043,408	7,115,037	Total Patient Revenue	48,594,517	49,309,859	49,627,483	(1,032,966)	-2%	\$47,706,632	\$ 887,885	2%		
			Revenue Deductions										
3,489,728	3,452,654	3,932,880	Contractuals	25,458,533	24,168,580	27,875,812	(2,417,279)	-9%	\$24,938,497	\$ 520,036	2%		
521,068	785,035	671,223	Charity	2,607,685	5,502,248	2,302,892	304,853	13%	\$8,085,488	\$ (4,077,801)	-61%		
-	24,869	300	Indigent Care	4,400	174,085	8,418	(4,018)	-48%	\$80,572	\$ (76,172)	-95%		
(161,699)	(170,835)	(183,686)	DSH/UCC/DSRIP	(1,131,812)	(1,195,843)	(1,285,802)	153,990	-12%	(\$1,808,665)	\$ 477,053	-30%		
406,821	65,000	(3,575)	Bad Debt	4,602,173	455,000	3,342,982	1,259,191	38%	(\$385,439)	\$ 4,997,612	-1264%		
4,255,918	4,157,724	4,417,142	Total Revenue Deductions	31,540,979	29,104,071	32,244,242	(703,263)	-2%	\$29,700,251	\$ 1,840,728	6%		
67.2%	59.0%	62.1%		64.9%	59.0%	65.0%			62.3%				
2,076,800	2,885,684	2,697,895	Net Patient Revenue	17,053,538	20,199,788	17,383,241	(329,703)	-2%	\$18,006,381	\$ (952,843)	-5%		
300,640	194,581	229,055	Other Operating Revenue	1,137,213	1,362,065	1,369,908	(232,695)	-17%	\$1,423,021	\$ (285,808)	-20%		
2,377,439	3,080,265	2,926,950	Total Operating Revenue	18,190,751	21,561,853	18,753,149	(562,398)	-3%	\$19,429,402	\$ (1,238,651)	-6%		
			Operating Expenses										
Actual This Month	Budget This Month	Last Year		Actual YTD	Budget YTD	Last Year YTD	From 2023	From 2023	2022	From 2022	From 2022		
1,172,423	1,311,756	1,181,537	Salaries & Wages	8,444,872	9,182,291	8,284,851	160,021	2%	7,536,696	\$ 908,176	12%		
445,874	432,262	398,361	Employee Benefits & PR Taxes	2,483,157	3,025,837	2,862,673	(379,516)	-13%	2,647,267	\$ (164,110)	-6%		
500,120	430,619	506,816	Professional Fees	3,533,100	3,014,332	3,124,578	408,522	13%	2,925,175	\$ 607,925	21%		
394,434	492,013	422,522	Purchased Services	3,052,602	3,444,093	3,020,603	31,999	1%	3,985,721	\$ (943,119)	-24%		
298,748	371,545	356,540	Supplies	2,557,920	2,600,817	2,541,043	16,877	1%	2,372,341	\$ 185,579	8%		
5,690	7,000	5,677	Insurance	30,630	49,000	35,563	(4,933)	-14%	37,506	\$ (6,876)	-18%		
55,929	45,600	46,706	Utilities	330,851	319,200	314,361	16,500	5%	301,385	\$ 29,476	10%		
130,110	117,391	138,903	Other Expenses	658,042	821,735	1,020,804	(362,762)	-36%	729,456	\$ (71,414)	-10%		
3,003,328	3,208,196	3,057,064	Total Operating Expenses	21,091,183	22,457,905	21,204,476	(113,293)	-1%	20,545,547	\$ 545,636	3%		
74,227	100,078	75,689	Depreciation	515,781	700,547	530,502	(14,721)	-3%	\$677,350	\$ (161,578)	-24%		
3,077,555	3,308,265	3,132,753	Total Expenses	21,606,965	23,157,852	21,734,978	(128,013)	-1%	21,222,906	\$ 384,059	2%		
(700,116)	(228,000)	(205,803)	Net Operating Income / (Loss)	(3,416,214)	(1,595,999)	(2,981,829)	(434,385)	15%	(1,793,504)	\$ (1,622,710)	90%		
			Non Operating Income / (Exp)										
9,406	2,050	26,900	Investment Income	123,793	14,350	61,429	62,364	102%	\$13,213	\$ 110,580	837%		
(82)	(1,199)	(903)	Interest Expense	(1,732)	(8,391)	(4,415)	2,683	-61%	(\$10,163)	\$ 8,431	-83%		
220,703	83,353	-	Contributions and Grants	806,248	583,473	536,484	69,764	13%	407,398	\$ 198,850	49%		
-	-	-	Stimulus Funds & COVID Grants	-	-	-	-	-	-	-	-		
230,027	84,205	26,597	Total Non-Operating Revenue	728,309	589,432	593,498	134,811	23%	410,448	\$ 317,861	77%		
(470,089)	(143,795)	(179,206)	Total Net Income / (Loss)	(2,687,905)	(1,006,567)	(2,388,331)	(299,574)	13%	(1,383,056)	\$ (1,304,849)	94%		

**Memorial Medical Center
Trending Balance Sheet
At July 31, 2024**

	07/31/23	08/31/23	09/30/23	10/31/23	11/30/23	12/31/23	01/31/24	02/29/24	03/31/24	04/30/24	05/31/24	06/30/24	07/31/24
Assets													
Cash and Cash Equivalents	6,398,278	8,002,115	6,017,422	7,613,795	7,576,958	5,091,941	5,310,161	4,611,198	4,480,708	4,029,876	4,001,003	2,215,655	5,068,787
Private Waiver Clearing Account	433	433	434	435	435	436	436	437	437	438	438	439	439
MM Clinic Construction Account	538	538	539	540	540	541	542	543	543	544	545	545	546
Nursing Home Accounts	1,403,865	792,438	1,298,957	1,194,735	659,560	1,174,619	3,117,890	1,188,013	1,538,637	1,661,455	999,606	2,534,636	744,929
Investments													
Total Cash and Investments	7,803,114	8,795,525	7,317,353	8,809,504	8,237,494	6,267,536	8,429,029	5,800,190	6,020,325	5,692,313	5,001,593	4,751,275	5,814,701
A/R - Patient - MMC	12,208,144	12,686,636	12,936,568	12,361,104	13,355,427	12,940,061	12,546,084	13,916,373	14,244,715	15,697,627	14,702,781	16,298,636	14,315,379
A/R - Patient - MMC Clinic	611,267	523,793	537,178	577,982	709,999	656,328	685,272	801,197	621,360	642,118	614,165	566,150	513,102
Allowance - Contractuals	(9,554,567)	(10,235,407)	(10,265,626)	(9,803,468)	(10,613,849)	(9,942,132)	(9,781,188)	(10,664,778)	(11,278,146)	(12,114,506)	(11,134,767)	(12,501,614)	(11,172,262)
Patient A/R, Net	3,264,844	2,975,023	3,208,120	3,135,618	3,451,577	3,654,257	3,450,169	4,052,793	3,687,929	4,225,238	4,182,178	4,363,172	3,656,219
Receivable - Other	9,100,505	9,276,188	9,556,515	7,873,692	8,566,033	10,814,747	11,432,736	12,150,177	12,561,219	12,979,632	13,221,354	13,646,540	10,937,196
Receivable - 3rd Party	(113,040)	(113,040)	(113,040)	(23,555)	(23,555)	(38,040)	(38,040)	(38,040)	(38,040)	(38,040)	(113,040)	(113,040)	(113,040)
Receivable - Nursing Home	25,132,960	25,273,218	25,723,952	25,677,587	25,974,746	26,251,689	25,151,607	25,454,175	25,693,591	26,870,149	28,256,101	28,334,133	28,850,220
Inventory	1,581,986	1,582,012	1,528,101	1,531,356	1,567,607	1,528,600	1,517,168	1,658,807	1,644,525	1,621,369	1,587,535	1,604,107	1,620,620
Prepays	726,502	717,613	640,437	651,386	702,717	384,663	439,684	450,088	446,934	476,384	422,710	557,462	517,910
Other Assets													
Total Other Current Assets	36,428,913	36,735,991	37,335,965	35,710,465	36,787,548	38,941,659	38,503,155	39,675,207	40,308,229	41,909,494	43,376,660	44,029,202	41,817,907
Total Current Assets	47,496,871	48,506,539	47,861,438	47,635,587	48,476,618	48,863,493	50,382,352	49,528,189	50,016,482	51,827,046	52,560,431	53,143,649	51,283,827
<i>Working Capital</i>	<i>11,342,005</i>	<i>10,988,619</i>	<i>10,617,380</i>	<i>10,070,889</i>	<i>9,559,490</i>	<i>9,606,491</i>	<i>9,180,822</i>	<i>9,136,725</i>	<i>8,756,022</i>	<i>8,794,125</i>	<i>8,512,795</i>	<i>8,477,170</i>	<i>8,206,514</i>
<i>Current Ratio</i>	<i>1.31</i>	<i>1.29</i>	<i>1.29</i>	<i>1.27</i>	<i>1.25</i>	<i>1.24</i>	<i>1.22</i>	<i>1.23</i>	<i>1.21</i>	<i>1.20</i>	<i>1.19</i>	<i>1.19</i>	<i>1.19</i>
Property, Plant and Equipment	29,365,414	29,393,317	29,431,072	29,572,995	29,663,614	29,702,841	29,702,841	29,718,536	29,718,536	29,718,536	29,885,851	29,898,137	29,913,972
Accumulated Depreciation	(22,662,201)	(22,738,316)	(22,814,304)	(22,891,825)	(22,969,308)	(23,043,958)	(23,043,958)	(23,191,436)	(23,264,399)	(23,337,747)	(23,411,543)	(23,485,513)	(23,559,740)
Total Capital Assets, Net	6,703,213	6,655,001	6,616,768	6,681,170	6,694,306	6,658,883	6,658,883	6,584,874	6,527,100	6,453,338	6,474,309	6,412,624	6,354,232
Deferred Outflows of Resources	2,524,049	2,524,049	2,524,049	2,524,049	2,524,049	2,524,049	2,524,049	2,524,049	2,524,049	2,524,049	2,524,049	2,524,049	2,524,049
Total Assets	56,724,137	57,685,590	57,002,255	56,860,807	57,694,973	58,046,385	59,491,275	58,579,338	58,994,469	60,731,884	61,558,789	62,080,323	60,162,108
<i>Return on Assets</i>	<i>-0.03%</i>	<i>-0.74%</i>	<i>-0.76%</i>	<i>-0.88%</i>	<i>-0.91%</i>	<i>-0.66%</i>	<i>-0.65%</i>	<i>-0.73%</i>	<i>-0.70%</i>	<i>-0.63%</i>	<i>-0.35%</i>	<i>-0.20%</i>	<i>-0.59%</i>
Liabilities													
Long Term Debt, Current	151,952	139,185	127,579	125,803	111,914	101,821	97,504	89,151	80,772	72,367	59,450	50,407	45,878
Note Payable-Related Party, Current	2,850,000	2,700,000	2,550,000	2,400,000	2,250,000	2,100,000	1,950,000	1,800,000	1,650,000	1,500,000	1,500,000	4,000,000	4,000,000
Accounts Payable	986,537	1,180,149	691,413	1,071,912	1,336,787	761,176	1,155,574	858,578	896,609	1,059,598	713,297	1,296,221	626,194
Due to Nursing Home	31,050,603	31,536,308	32,857,886	33,026,236	33,936,291	35,124,014	36,379,639	35,609,498	37,188,889	38,971,049	40,341,309	42,109,959	41,260,947
NH INS W/H	(3,529)	(3,529)	(3,529)	(3,529)	(3,529)	(3,529)	(3,529)	(3,529)	(3,529)	(3,529)	(3,529)	(3,529)	(3,529)
Accrued Intergovernmental Transfer	95,223	183,724	(469,851)	(391,950)	(312,848)	(234,347)	(155,845)	66,598	145,099	223,601	302,102	(4,194,208)	(4,115,706)
Refundable Provider Relief Fund - NH													
Unearned Indigent Care	(4,711)				5,466								
Payable - Est. 3rd Party Payor Settlement	(336,850)	255,528	280,678	208,258	381,964	67,880	11,986	(29,549)	(175,605)	(187,403)	(215,576)	(116,930)	(376,173)
Accrued Payroll	885,197	1,022,433	650,035	666,957	736,097	872,122	1,022,861	1,216,210	661,148	657,268	608,579	799,540	930,881
Accrued Benefits	478,758	501,241	558,112	478,332	472,929	465,783	741,450	782,525	815,149	737,898	740,001	723,017	706,596
Accrued Sales Tax	1,684	1,876	1,731	2,074	2,051	2,036	1,885	1,977	1,923	2,067	1,998	1,997	2,219
Total Current Liabilities	36,154,866	37,517,921	37,244,059	37,584,698	38,917,128	39,256,961	41,201,930	40,391,464	41,260,460	43,032,921	44,047,636	44,666,479	43,077,313
Long Term Debt													
Long Term Lease, Net of Current	58,419	58,419	58,419	58,419	58,419	58,419	54,408	54,408	54,408	54,408	54,408	54,408	54,408
Pension Asset	(3,900,805)	(3,874,805)	(3,848,805)	(3,822,805)	(3,796,805)	(3,770,805)	(3,744,805)	(3,718,805)	(3,692,805)	(3,666,805)	(3,640,805)	(3,614,805)	(3,588,805)
Total Long Term	(3,842,386)	(3,816,386)	(3,790,386)	(3,764,386)	(3,738,386)	(3,712,386)	(3,686,386)	(3,660,386)	(3,634,386)	(3,608,386)	(3,582,386)	(3,556,386)	(3,530,386)
Total Liabilities	32,312,479	33,701,534	33,453,672	33,820,312	35,178,742	35,544,575	37,515,132	36,727,067	37,622,063	39,420,524	40,461,239	41,106,082	39,542,916
Deferred Inflows of Resources	6,711,099	6,711,099	6,711,099	6,705,667	6,705,667	6,705,667	6,705,667	6,705,667	6,705,667	6,705,667	6,705,667	6,705,667	6,705,667
Debt-to-Asset Ratio	68.80%	70.06%	70.46%	71.27%	72.60%	72.79%	74.32%	74.14%	75.14%	75.95%	76.62%	77.02%	76.87%
Net Assets													
Net Assets, Beginning	18,705,744	18,705,744	18,705,744	18,705,744	18,705,744	18,705,744	15,796,149	15,796,149	15,796,149	15,796,149	15,796,149	15,796,149	15,796,149
Increase / (Decrease)	(1,005,186)	(1,432,782)	(1,868,254)	(2,370,910)	(2,895,173)	(2,909,595)	(521,667)	(649,538)	(1,129,403)	(1,190,449)	(1,404,260)	(1,527,569)	(1,882,617)
Net Assets, Ending	17,700,558	17,272,962	16,837,490	16,334,834	15,810,571	15,796,149	15,274,482	15,146,611	14,666,746	14,605,700	14,391,890	14,268,580	13,913,532
Total Liabilities and Net Assets	56,724,137	57,685,590	57,002,255	56,860,807	57,694,973	58,046,385	59,491,275	58,579,338	58,994,469	60,731,884	61,558,789	62,080,323	60,162,108
Debt-to-Equity Ratio	2.20	2.34	2.39	2.48	2.65	2.67	2.89	2.87	3.02	3.16	3.28	3.35	3.32

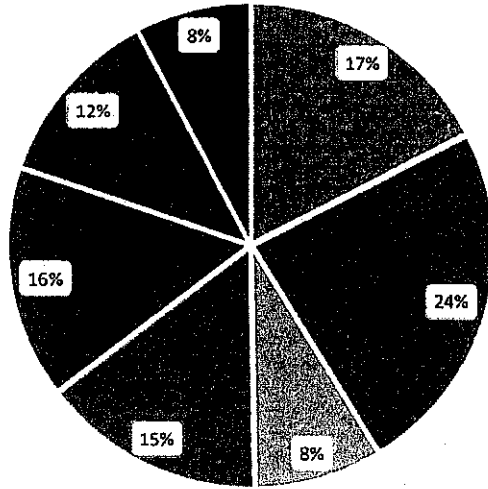
**Memorial Medical Center
Days Cash on Hand
For The Month Ended July 31, 2024**

Cash and Cash Equivalents:	July	August	September	October	November	December	January	February	March	April	May	June	July
Cash and Cash Equivalents	6,398,278	8,002,115	6,017,422	7,613,795	7,576,958	5,091,941	5,310,161	4,611,198	4,480,708	4,029,876	4,001,003	2,215,655	5,068,787
Private Waiver Clearing Account	433	433	434	435	435	436	436	437	437	438	438	439	439
MM Clinic Construction Account	538	538	539	540	540	541	542	543	543	544	545	545	546
Investments	-	-	-	-	-	-	-	-	-	-	-	-	-
Total Cash and Investments	6,399,249	8,003,087	6,018,395	7,614,769	7,577,934	5,092,917	5,311,139	4,612,178	4,481,688	4,030,858	4,001,986	2,216,639	5,069,772
Operating Expenses:													
Salaries & Wages	1,181,537	1,215,027	1,168,421	1,238,876	1,153,990	1,193,977	1,273,068	1,161,454	1,192,109	1,224,208	1,247,205	1,174,405	1,172,423
Employee Benefits & PR Taxes	398,361	418,918	444,133	413,716	412,124	433,427	178,607	460,207	208,340	421,846	366,761	401,521	445,874
Professional Fees	506,818	378,841	377,827	480,882	452,882	466,627	649,659	483,852	458,991	514,644	457,187	468,646	500,120
Purchased Services	422,522	487,127	458,977	435,361	471,879	534,286	434,686	452,066	401,289	466,252	494,758	409,118	394,434
Supplies	356,540	413,311	365,223	428,948	406,194	404,818	369,766	395,820	341,434	367,675	418,338	366,140	298,748
Insurance	5,677	6,453	7,423	7,423	4,653	6,406	2,952	3,650	3,997	4,360	4,763	5,217	5,690
Utilities	46,706	53,720	90,469	47,723	48,014	45,960	42,361	43,601	44,200	49,183	44,844	50,743	55,929
Other Expenses	138,903	121,965	128,003	163,080	104,417	84,838	82,028	81,239	82,942	87,585	96,296	97,842	130,110
Total Expenses	3,057,064	3,095,362	3,040,476	3,216,009	3,054,153	3,170,339	3,033,126	3,081,889	2,733,302	3,135,753	3,130,153	2,973,632	3,003,328
Days in Period	31	31	30	31	30	31	31	29	31	30	31	30	31
Total Cash and Cash Equivalents	6,399,249	8,003,087	6,018,395	7,614,769	7,577,934	5,092,917	5,311,139	4,612,178	4,481,688	4,030,858	4,001,986	2,216,639	5,069,772
Operating Expenses (without employer tax credit) Less Depreciation	2,981,375	3,019,247	2,964,487	3,216,009	3,054,153	3,170,339	3,033,126	3,081,889	2,733,301	3,135,753	3,130,153	2,973,632	3,003,328
Daily Expenses (Expenses Divided By # Of Days)	96,173	97,395	98,816	103,742	101,805	102,269	97,843	106,272	88,171	104,525	100,973	99,121	96,882
Days Cash on Hand Ratio	66.5	82.2	60.9	73.4	74.4	49.8	54.3	43.4	50.8	38.6	39.6	22.4	52.3
Cash and Investments less Private Waiver Cash	6,398,278	8,002,115	6,017,422	7,613,795	7,576,958	5,091,941	5,310,161	4,611,198	4,480,708	4,029,876	4,001,003	2,215,655	5,068,787
Adjusted Days Cash on Hand	66.5	82.2	60.9	73.4	74.4	49.8	54.3	43.4	50.8	38.6	39.6	22.4	52.3

Financial Drivers

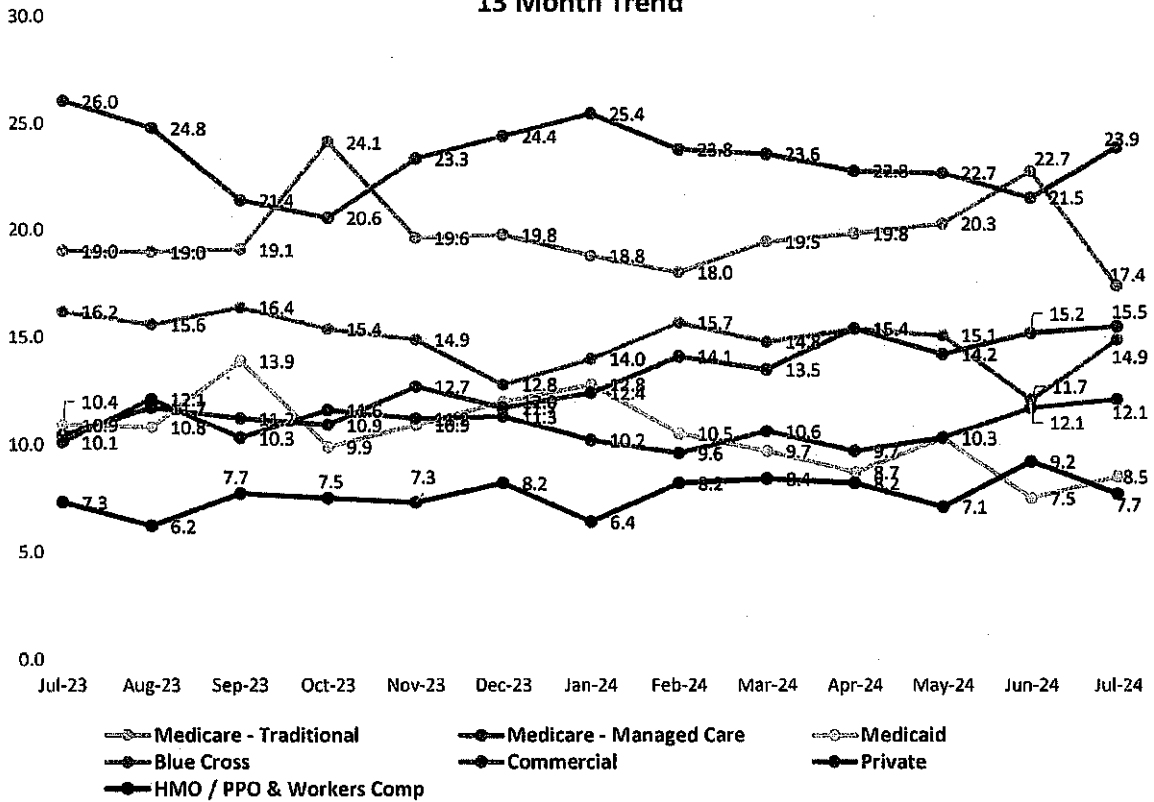
Memorial Medical Center Payer Mix

MMC (Hospital) Payer Mix As of July 31, 2024



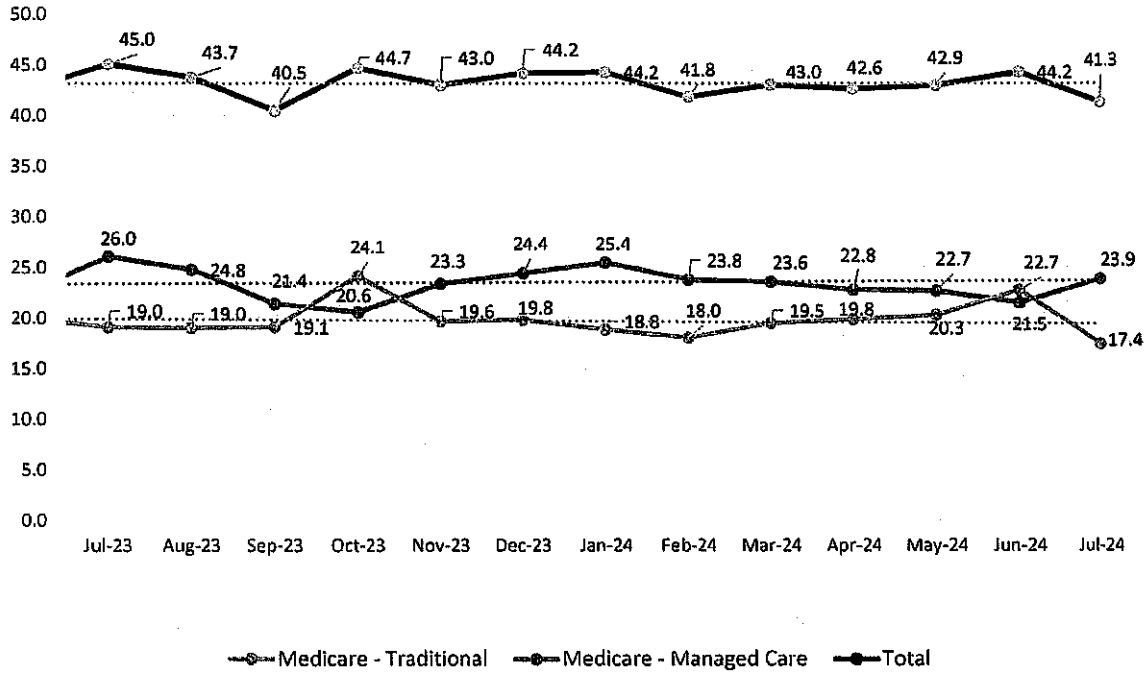
- ▣ Medicare - Traditional
- ▣ Medicare - Managed Care
- ▣ Medicaid
- ▣ Blue Cross
- ▣ Commercial
- ▣ Private
- ▣ HMO / PPO & Workers Comp

13 Month Trend



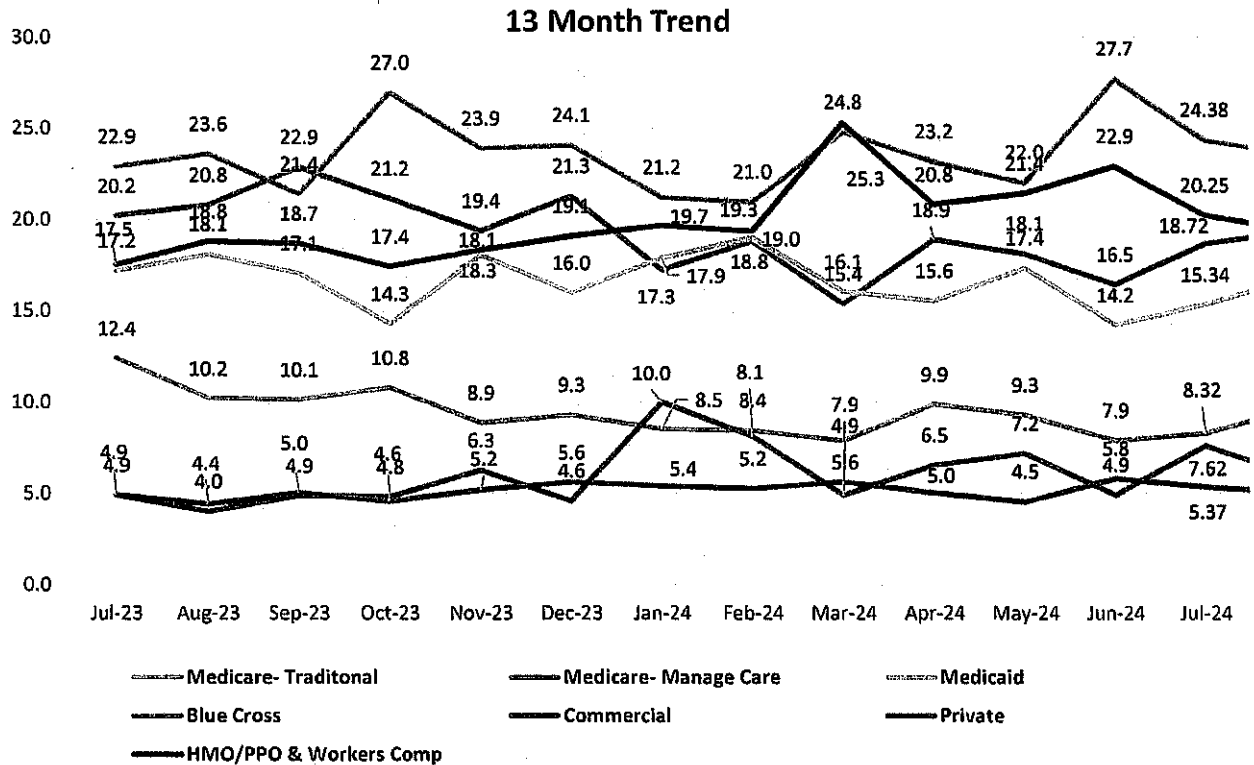
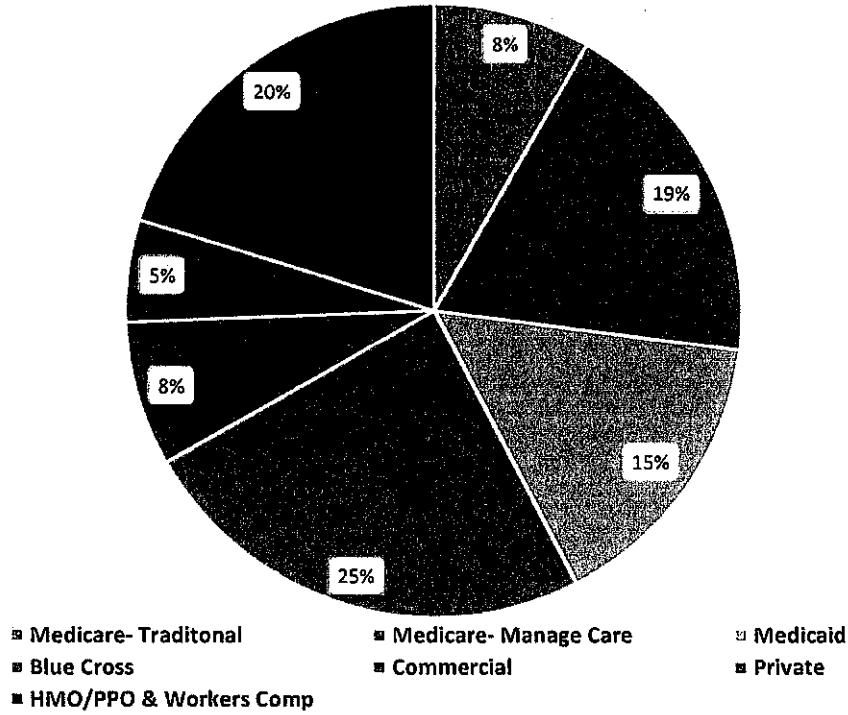
Memorial Medical Center Medicare Traditional vs. Managed Care Comparison

Medicare Traditional vs. Managed Care 13 Month Trend



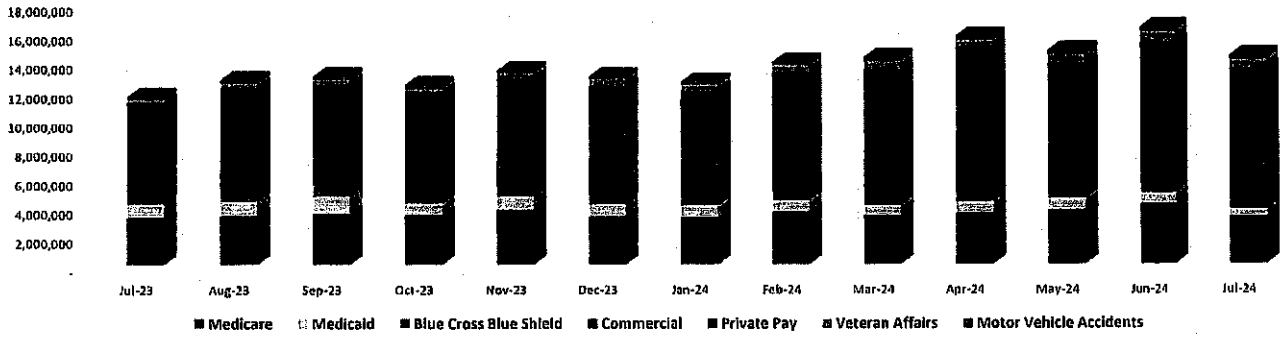
Memorial Medical Clinic Payer Mix

Memorial Medical Center (Clinic) As of July 31, 2024

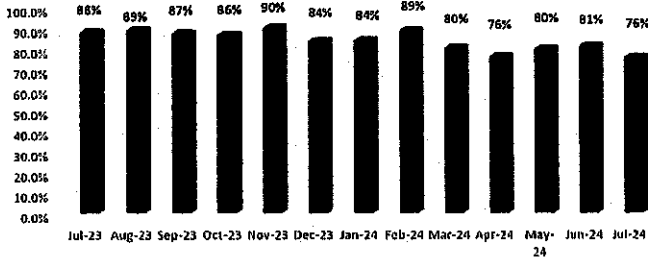


Memorial Medical Center Hospital Accounts Receivable Quality Indicators


Accounts Receivable By Payor



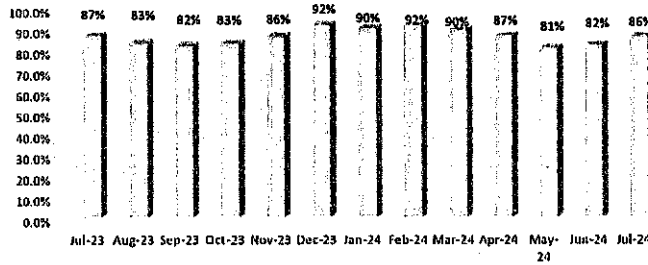
Medicare Aging < 60 Days



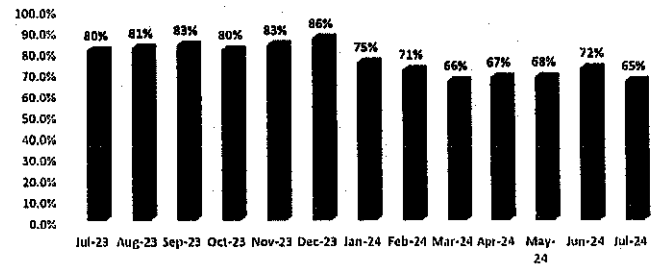
Blue Cross < 90 Days



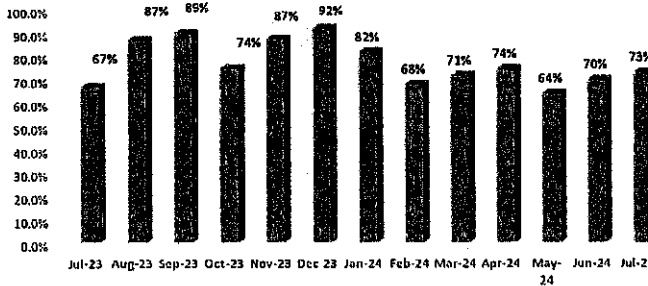
Medicaid Aging < 90 Days



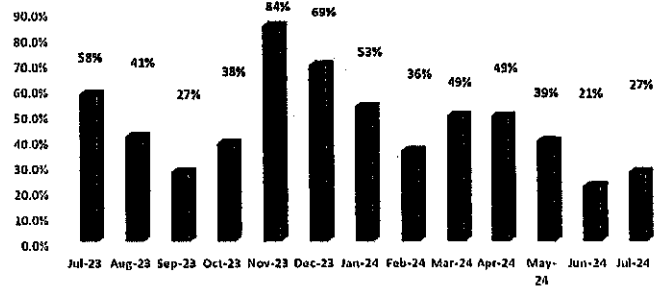
Commercial < 90 Days



Veteran Affairs < 90 Days



Motor Vehicle Accidents < 90 Days



**Memorial Medical Center
Accounts Receivable Agings**

Aging	0 - 30	31-60	61-90	91-120	121-150	151-180	181-365	Total Gross	% Over 120 Days	% Over 90 Days	% Under 60 Days	% Under 90 Days
Total												
Apr-17	3,596,810	1,887,117	1,343,950	698,284	391,335	182,383	958,124	9,058,003	16.9%	24.6%	60.5%	75.4%
Jul-23	5,149,973	1,899,264	1,205,658	802,561	512,714	414,791	1,587,411	11,572,374	21.7%	28.7%	60.9%	71.3%
Aug-23	5,368,397	2,089,705	1,255,235	1,014,329	717,505	418,821	1,842,117	12,706,109	23.4%	31.4%	58.7%	68.6%
Sep-23	5,463,113	2,210,826	1,363,783	1,092,846	816,811	477,619	1,551,092	12,976,090	21.9%	30.4%	59.1%	69.6%
Oct-23	5,262,717	1,584,795	1,195,527	1,054,657	903,710	692,659	1,703,317	12,397,382	26.6%	35.1%	55.2%	64.9%
Nov-23	5,850,431	2,342,820	991,646	937,375	767,202	580,291	1,894,811	13,364,576	24.3%	31.3%	61.3%	68.7%
Dec-23	4,985,479	2,669,288	1,583,706	914,920	764,097	389,021	1,644,964	12,951,473	21.6%	28.7%	59.1%	71.3%
Jan-24	4,911,560	1,994,115	1,867,154	1,086,211	560,670	462,874	1,676,067	12,558,651	21.5%	30.1%	55.0%	69.9%
Feb-24	5,491,085	2,460,298	1,399,867	1,447,438	926,368	392,650	1,811,234	13,928,940	22.5%	32.9%	57.1%	67.1%
Mar-24	4,383,922	2,766,567	1,688,608	1,135,565	1,294,319	874,721	2,113,670	14,257,371	30.0%	38.0%	50.2%	62.0%
Apr-24	5,272,467	2,071,511	1,964,646	1,324,411	1,056,420	1,189,354	2,831,524	15,710,334	32.3%	40.7%	46.7%	59.3%
May-24	5,322,681	2,464,471	1,450,401	1,551,157	1,178,692	711,194	2,036,840	14,715,438	26.7%	37.2%	52.9%	62.8%
Jun-24	5,632,844	2,623,568	1,824,721	1,215,432	1,336,322	1,039,911	2,638,495	16,311,293	30.7%	38.2%	50.6%	61.8%
Jul-24	4,321,876	2,585,091	1,726,745	1,395,904	1,142,477	967,665	2,188,458	14,328,215	30.0%	39.7%	48.2%	60.3%
Medicare												
Sep-17	1,655,132	426,033	182,349	35,908	5,783	19,655	53,433	2,378,292	3.3%	4.8%	87.5%	95.2%
Jul-23	2,513,803	338,583	126,819	60,734	51,788	14,069	139,505	3,245,300	6.3%	8.2%	87.9%	91.8%
Aug-23	2,504,407	480,159	83,947	75,971	47,650	22,017	146,265	3,360,417	6.4%	8.7%	88.8%	91.3%
Sep-23	2,380,789	688,768	171,080	42,321	43,668	25,695	162,304	3,514,626	6.6%	7.8%	87.3%	92.2%
Oct-23	2,641,427	347,080	135,729	84,640	31,189	31,871	185,180	3,457,117	7.2%	9.6%	86.4%	90.4%
Nov-23	2,726,661	687,167	59,583	38,560	47,895	35,972	199,106	3,794,944	7.5%	8.5%	90.0%	91.5%
Dec-23	2,197,452	591,325	277,593	26,082	20,513	17,286	203,205	3,333,456	7.2%	8.0%	83.7%	92.0%
Jan-24	2,342,537	386,029	237,360	30,655	12,659	25,036	219,028	3,253,305	7.9%	8.8%	83.9%	91.2%
Feb-24	2,433,018	794,758	113,220	50,514	18,579	10,527	221,204	3,641,820	6.9%	8.3%	88.6%	91.7%
Mar-24	1,994,012	716,934	317,555	80,566	31,802	17,927	221,527	3,380,323	8.0%	10.4%	80.2%	89.6%
Apr-24	2,311,180	379,041	359,550	160,383	54,580	33,521	235,386	3,533,642	9.2%	13.7%	76.1%	86.3%
May-24	2,469,475	512,329	160,834	214,353	126,392	27,181	228,060	3,738,625	10.2%	15.9%	79.8%	84.1%
Jun-24	2,699,936	669,549	228,808	85,071	137,033	95,995	238,014	4,154,405	11.3%	13.4%	81.1%	86.6%
Jul-24	1,932,778	551,266	208,331	109,718	83,748	118,100	282,062	3,286,003	14.7%	18.1%	75.6%	81.9%
Medicaid												
Aug-17	460,814	355,303	115,759	32,474	7,570	2,527	2,963	977,411	1.3%	4.7%	83.5%	95.3%
Jul-23	490,628	199,878	71,264	14,562	30,866	13,768	57,462	878,428	11.6%	13.3%	78.6%	86.7%
Aug-23	535,487	160,785	95,176	67,170	8,569	13,851	70,492	951,530	9.8%	16.8%	73.2%	83.2%
Sep-23	707,722	122,546	114,122	58,684	57,209	5,151	88,438	1,153,871	13.1%	18.2%	72.0%	81.8%
Oct-23	467,505	135,280	25,280	34,915	14,812	30,601	48,713	757,107	12.4%	17.0%	79.6%	83.0%
Nov-23	588,110	133,380	35,489	24,872	19,411	12,279	62,638	876,178	10.8%	13.6%	82.3%	86.4%
Dec-23	551,580	115,574	74,586	12,383	7,294	1,637	45,015	808,070	6.7%	8.2%	82.6%	91.8%
Jan-24	568,530	98,554	45,516	33,720	7,553	2,863	30,811	787,547	5.2%	9.5%	84.7%	90.5%
Feb-24	490,255	146,378	44,891	14,067	19,158	2,916	26,637	744,302	6.5%	8.4%	85.5%	91.6%
Mar-24	352,716	185,044	72,304	21,801	5,765	12,011	30,934	680,575	7.2%	10.4%	79.0%	89.6%
Apr-24	390,942	147,222	111,233	40,015	14,102	10,962	34,097	748,573	7.9%	13.2%	71.9%	86.8%
May-24	473,933	97,585	47,056	77,575	26,582	11,933	30,930	765,594	9.1%	19.2%	74.7%	80.8%
Jun-24	398,457	126,099	61,918	19,450	58,428	12,824	36,030	713,207	15.0%	17.8%	73.5%	82.2%
Jul-24	297,201	63,705	46,523	24,880	10,937	22,541	6,138	471,925	8.4%	13.7%	76.5%	86.3%
BCBS												
Jul-18	293,552	25,273	21,415	4,663	4,641	1,022	1,147	351,714	1.9%	3.3%	90.6%	96.7%
Jul-23	654,068	86,774	17,349	8,279	14,496	2,497	37,600	821,064	6.6%	7.7%	90.2%	92.3%
Aug-23	634,397	169,916	35,958	10,215	5,811	10,500	43,077	909,874	6.5%	7.6%	88.4%	92.4%
Sep-23	696,274	143,155	100,761	28,197	18,129	5,811	51,884	1,044,211	7.3%	10.0%	80.4%	90.0%
Oct-23	470,942	37,716	42,812	21,503	16,445	2,951	35,940	628,308	8.8%	12.2%	81.0%	87.8%
Nov-23	530,568	79,250	11,518	3,643	13,998	3,119	20,113	662,208	5.6%	6.2%	92.1%	93.8%
Dec-23	440,771	103,155	29,352	7,444	9,145	4,324	18,522	612,714	5.2%	6.4%	88.8%	93.6%
Jan-24	486,524	76,603	41,207	8,348	4,588	10,956	24,212	652,438	6.1%	7.4%	86.3%	92.6%
Feb-24	498,460	74,377	14,366	3,059	5,170	-	19,415	614,846	4.0%	4.5%	93.2%	95.5%
Mar-24	449,914	52,977	29,070	6,742	814	2,853	18,084	560,454	3.9%	5.1%	89.7%	94.9%
Apr-24	658,382	53,970	42,726	18,428	-	589	15,905	790,001	2.1%	4.4%	90.2%	95.6%
May-24	552,096	48,275	4,760	22,103	12,015	-	15,580	654,830	4.2%	7.6%	91.7%	92.4%
Jun-24	487,585	99,057	29,390	2,386	2,376	12,299	12,234	645,326	4.2%	4.5%	90.9%	95.5%
Jul-24	458,495	50,375	29,877	14,627	2,990	1,785	21,875	580,024	4.6%	7.1%	87.7%	92.9%

**Memorial Medical Center
Accounts Receivable Agings**

Aging	0 - 30	31-60	61-90	91-120	121-150	151-180	181-365	Total Gross	% Over 120 Days	% Over 90 Days	% Under 60 Days	% Under 90 Days
Commercial (VA &MVA seperated out starting October 2020)												
Feb-17	1,153,728	303,202	157,302	62,901	45,604	24,581	95,421	1,842,739	9.0%	12.4%	79.1%	87.6%
Jul-23	755,308	334,430	204,989	60,737	47,624	27,798	182,588	1,613,475	16.0%	19.8%	67.5%	80.2%
Aug-23	718,192	367,857	163,691	56,179	27,897	21,757	180,668	1,536,240	15.0%	18.6%	70.7%	81.4%
Sep-23	844,164	330,346	120,475	71,080	33,937	35,258	131,075	1,566,335	12.8%	17.3%	75.0%	82.7%
Oct-23	867,962	244,832	200,114	115,938	59,594	28,764	114,564	1,631,769	12.4%	19.5%	68.2%	80.5%
Nov-23	941,606	600,361	81,351	112,533	71,174	42,772	112,762	1,962,559	11.6%	17.3%	78.6%	82.7%
Dec-23	928,920	720,859	415,508	86,335	39,377	84,109	130,341	2,405,450	10.6%	14.1%	68.6%	85.9%
Jan-24	818,165	579,472	495,445	310,186	95,444	33,360	205,535	2,537,607	13.2%	25.4%	55.1%	74.6%
Feb-24	1,122,142	545,765	431,264	407,301	208,321	59,710	183,922	2,958,426	15.3%	29.0%	56.4%	71.0%
Mar-24	781,924	716,022	381,087	290,130	306,313	144,073	240,843	2,860,392	24.2%	34.3%	52.4%	65.7%
Apr-24	1,121,006	561,550	523,701	240,490	261,391	238,289	335,554	3,281,980	25.4%	32.8%	51.3%	67.2%
May-24	984,465	689,786	309,547	287,138	156,506	172,329	336,052	2,935,823	22.6%	32.4%	57.0%	67.6%
Jun-24	1,147,240	723,679	445,664	205,837	226,343	113,361	371,349	3,233,473	22.0%	28.4%	57.9%	71.6%
Jul-24	806,934	636,221	455,927	285,872	181,405	158,656	375,496	2,900,512	24.7%	34.5%	49.8%	65.5%
Private Pay												
Mar-19	788,848	1,011,617	831,644	259,046	192,429	117,192	896,868	4,097,643	29.4%	35.8%	43.9%	64.2%
Jul-23	599,380	867,379	754,858	630,456	354,668	336,761	1,087,960	4,631,462	38.4%	52.0%	31.7%	48.0%
Aug-23	684,152	802,533	825,522	765,096	600,193	343,430	1,304,025	5,324,951	42.2%	56.6%	27.9%	43.4%
Sep-23	630,337	767,528	793,787	846,581	635,814	378,319	1,038,262	5,090,628	40.3%	56.9%	27.5%	43.1%
Oct-23	591,979	801,084	758,164	775,321	741,306	570,437	1,202,719	5,441,009	46.2%	60.5%	25.6%	39.5%
Nov-23	737,692	693,535	787,030	734,278	605,353	480,764	1,461,194	5,499,846	46.3%	59.7%	26.0%	40.3%
Dec-23	697,283	889,800	640,008	782,359	651,038	279,669	1,197,886	5,138,043	41.4%	56.7%	30.9%	43.3%
Jan-24	541,497	756,691	839,779	604,512	440,341	353,868	1,169,305	4,705,993	41.7%	54.6%	27.6%	45.4%
Feb-24	663,735	827,308	737,684	823,783	592,191	319,412	1,300,905	5,265,018	42.0%	57.7%	28.3%	42.3%
Mar-24	596,637	842,989	816,879	693,881	841,392	611,686	1,543,063	5,946,527	50.4%	62.1%	24.2%	37.9%
Apr-24	593,624	773,425	781,679	808,160	686,862	866,928	2,086,865	6,597,542	55.2%	67.4%	20.7%	32.6%
May-24	673,590	912,284	783,730	800,751	816,111	442,899	1,276,178	5,705,544	44.4%	58.5%	27.8%	41.5%
Jun-24	658,748	842,500	890,017	781,154	794,484	776,977	1,804,180	6,548,060	51.6%	63.5%	22.9%	36.5%
Jul-24	643,258	1,051,175	889,408	921,983	766,781	610,368	1,330,305	6,213,277	43.6%	58.4%	27.3%	41.6%
Veteran Affairs												
Jul-23	114,950	21,208	308	745	6,279	4,996	55,951	204,437	32.9%	33.2%	66.6%	66.8%
Aug-23	265,638	96,203	9,247	308	336	274	56,344	428,350	13.3%	13.4%	84.5%	86.6%
Sep-23	183,813	139,720	51,305	6,363	308	336	36,987	418,833	9.0%	10.5%	77.2%	89.5%
Oct-23	170,808	5,612	9,118	8,273	6,325	290	48,768	249,194	22.2%	25.5%	70.8%	74.5%
Nov-23	282,919	97,047	3,485	9,279	8,502	5,384	34,033	440,650	10.9%	13.0%	86.2%	87.0%
Dec-23	160,896	206,333	94,578	316	9,330	1,996	31,213	504,663	8.4%	8.5%	72.8%	91.5%
Jan-24	122,460	88,191	160,289	52,418	84	9,392	22,210	455,043	7.0%	18.5%	46.3%	81.5%
Feb-24	252,858	40,902	49,866	101,156	35,878	84	26,785	507,530	12.4%	32.3%	57.9%	67.7%
Mar-24	140,988	221,008	40,902	34,204	60,675	39,100	26,855	563,732	22.5%	28.5%	64.2%	71.5%
Apr-24	173,433	87,318	114,164	33,555	31,244	13,337	51,131	504,182	19.0%	25.6%	51.7%	74.4%
May-24	137,090	189,940	84,497	108,935	34,965	31,353	58,063	644,842	19.3%	36.2%	50.7%	63.8%
Jun-24	227,571	129,405	154,652	61,560	78,332	22,332	59,212	733,064	21.8%	30.2%	48.7%	69.8%
Jul-24	157,770	220,508	59,905	24,552	41,015	30,368	68,442	602,560	23.2%	27.3%	62.8%	72.7%
Motor Vehicle Accidents												
Jul-23	21,837	51,012	30,071	27,049	6,992	14,902	26,344	178,207	27.1%	42.2%	40.9%	57.8%
Aug-23	26,124	12,253	41,694	39,389	27,049	6,992	41,246	194,747	38.7%	58.9%	19.7%	41.1%
Sep-23	20,014	18,763	12,253	39,619	27,745	27,049	42,142	187,585	51.7%	72.8%	20.7%	27.2%
Oct-23	52,094	13,190	24,310	14,067	34,039	27,745	67,432	232,877	55.5%	61.5%	28.0%	38.5%
Nov-23	42,875	52,080	13,190	14,209	871	-	4,965	128,190	4.6%	15.6%	74.1%	84.4%
Dec-23	8,576	42,240	52,080	-	27,399	-	18,782	149,077	31.0%	31.0%	34.1%	69.0%
Jan-24	31,846	8,576	47,558	46,372	-	27,399	4,965	166,716	19.4%	47.2%	24.2%	52.8%
Feb-24	30,617	30,811	8,576	47,558	47,071	-	32,364	196,997	40.3%	64.5%	31.2%	35.5%
Mar-24	67,730	31,592	30,811	8,241	47,558	47,071	32,364	265,367	47.9%	51.0%	37.4%	49.0%
Apr-24	23,900	68,985	31,592	23,380	8,241	25,728	72,587	254,414	41.9%	51.1%	36.5%	48.9%
May-24	32,033	14,272	59,976	40,301	6,122	25,499	91,977	270,180	45.7%	60.7%	17.1%	39.3%
Jun-24	13,307	33,279	14,272	59,976	39,326	6,122	117,476	283,758	57.4%	78.6%	16.4%	21.4%
Jul-24	25,440	11,840	36,773	14,272	55,602	25,847	104,140	273,914	67.8%	73.0%	13.6%	27.0%

**Memorial Medical Center
Accounts Receivable Agings**

Aging	0 - 30	31-60	61-90	91-120	121-150	151-180	181-365	Total Gross	% Over 120 Days	% Over 90 Days	% Under 60 Days	% Under 90 Days
All Insured												
Jul-17	3,361,811	1,022,884	325,400	130,623	91,194	89,145	152,956	5,174,014	6.4%	9.0%	84.7%	91.0%
Jul-23	4,550,593	1,031,885	450,800	172,106	158,046	78,030	499,451	6,940,912	10.6%	13.1%	80.4%	86.9%
Aug-23	4,684,245	1,287,173	429,713	249,232	117,313	75,391	538,092	7,381,158	9.9%	13.3%	80.9%	86.7%
Sep-23	4,832,776	1,443,299	569,996	246,265	180,997	99,300	512,830	7,885,462	10.1%	13.2%	79.6%	86.8%
Oct-23	4,670,737	783,711	437,364	279,336	162,404	122,222	500,598	6,956,373	11.3%	15.3%	78.4%	84.7%
Nov-23	5,112,739	1,649,285	204,616	203,097	161,850	99,527	433,617	7,864,730	8.8%	11.4%	86.0%	88.6%
Dec-23	4,288,196	1,779,488	943,697	132,561	113,059	109,352	447,078	7,813,430	8.6%	10.3%	77.7%	89.7%
Jan-24	4,370,063	1,237,424	1,027,375	481,699	120,329	109,005	506,762	7,852,657	9.4%	15.5%	71.4%	84.5%
Feb-24	4,827,350	1,632,990	662,183	623,655	334,177	73,238	510,329	8,663,922	10.6%	17.8%	74.6%	82.2%
Mar-24	3,787,285	1,923,578	871,728	441,685	452,927	263,035	570,608	8,310,844	15.5%	20.8%	68.7%	79.2%
Apr-24	4,678,844	1,298,086	1,182,967	516,251	369,558	322,426	744,659	9,112,791	15.8%	21.4%	65.6%	78.6%
May-24	4,649,091	1,552,188	666,670	750,406	362,581	268,295	760,662	9,009,894	15.4%	23.8%	68.8%	76.2%
Jun-24	4,974,095	1,781,068	934,704	434,279	541,838	262,934	834,315	9,763,233	16.8%	21.2%	69.2%	78.8%
Jul-24	3,678,618	1,533,915	837,337	473,921	375,696	357,297	858,153	8,114,938	19.6%	25.4%	64.2%	74.6%

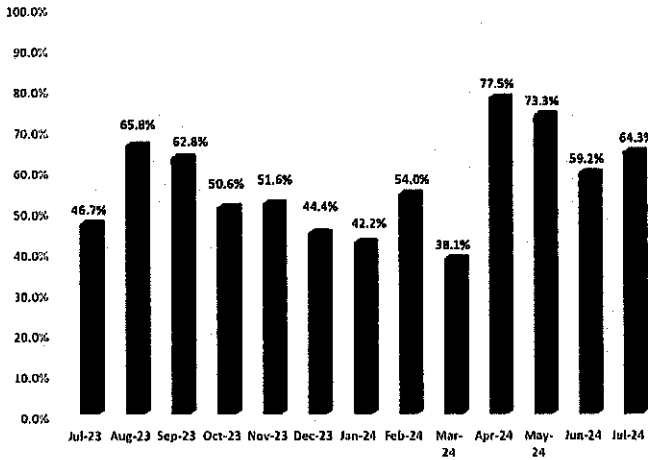
*Months in Green represent the highest % of AR <90 days (best performance month as a %) since trend report tracking started in Jan 2017.

**Memorial Medical Center
Clinic Accounts Receivable Quality Indicators**

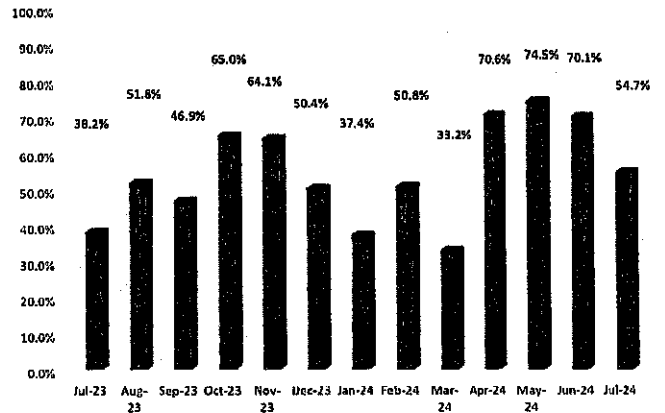
Accounts Receivable By Payor



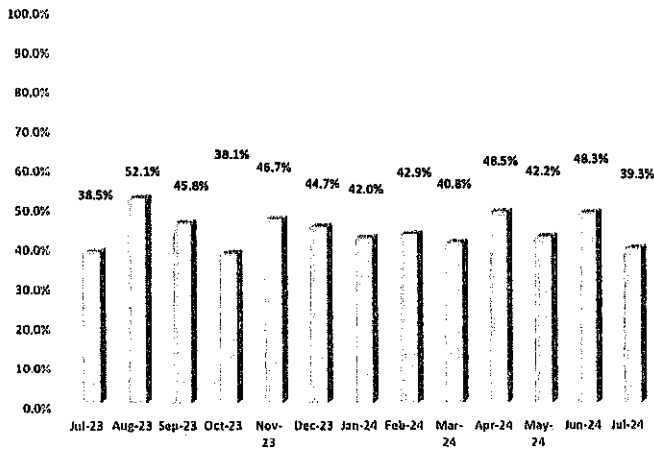
Medicare < 60 Days



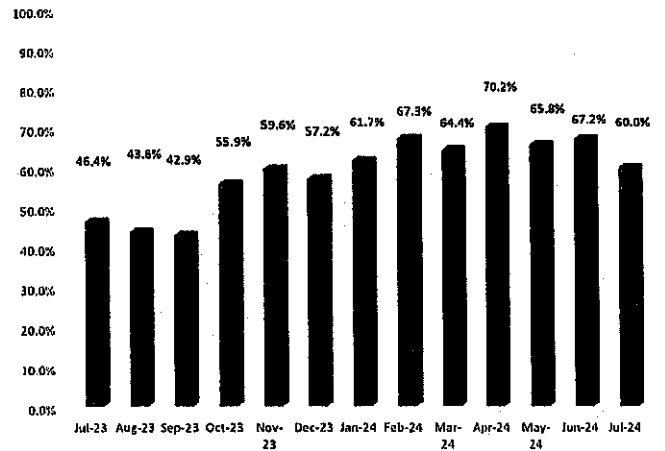
Blue Cross < 90 Days



Medicaid < 90 Days



Commercial < 90 Days



**Memorial Medical Clinics
Accounts Receivable Agings**

Aging	0 - 30	31-60	61-90	91-120	121-150	151-180	181-365	Total Gross	% Over 120 Days	% Over 90 Days	% Under 60 Days	% Under 90 Days
Total												
Jan-18	489,483	12,415	9,784	10,329	1,798	1,725	(7,453)	518,080	-0.8%	1.2%	96.9%	98.8%
Jul-23	186,035	34,785	26,856	15,092	16,896	18,332	173,659	471,655	44.3%	47.5%	46.8%	52.5%
Aug-23	260,786	15,106	18,848	23,269	11,593	16,359	181,110	527,072	39.7%	44.1%	52.3%	55.9%
Sep-23	209,124	77,246	7,810	13,320	21,950	11,887	199,119	540,456	43.1%	45.6%	53.0%	54.4%
Oct-23	258,758	55,740	25,865	20,052	20,732	3,771	223,665	608,582	40.8%	44.1%	51.7%	55.9%
Nov-23	323,745	84,643	48,822	42,539	(796)	5,444	208,880	713,277	29.9%	35.9%	57.3%	64.1%
Dec-23	245,538	103,879	53,826	31,582	26,496	1,897	196,389	659,607	34.1%	38.9%	53.0%	61.1%
Jan-24	294,226	57,066	54,046	44,668	24,828	23,107	190,610	688,551	34.6%	41.1%	51.0%	58.9%
Feb-24	359,402	101,679	35,140	42,484	38,847	20,097	206,826	804,475	33.0%	38.3%	57.3%	61.7%
Mar-24	122,222	138,546	96,098	24,915	28,228	30,553	184,076	624,639	38.9%	42.9%	41.7%	57.1%
Apr-24	361,698	34,437	70,282	67,412	17,183	23,771	70,613	645,396	17.3%	27.7%	61.4%	72.3%
May-24	251,942	139,242	22,204	63,755	59,256	8,063	72,981	617,443	22.7%	33.0%	63.4%	67.0%
Jun-24	216,588	84,495	97,086	17,520	39,924	47,486	63,052	566,150	26.6%	29.7%	53.2%	70.3%
Jul-24	220,225	64,389	37,890	56,400	10,872	32,363	90,962	513,102	26.2%	37.1%	55.5%	62.9%
Medicare												
Aug-19	126,263	2,130	766	559	(82)	265	2,029	131,931	1.7%	2.1%	97.3%	97.9%
Jul-23	50,161	9,636	7,499	4,375	3,239	1,105	52,097	128,112	44.1%	47.5%	46.7%	52.5%
Aug-23	71,504	3,412	2,980	661	2,768	3,207	29,286	113,817	31.0%	31.6%	65.8%	68.4%
Sep-23	68,238	1,458	2,557	2,811	686	2,648	32,530	110,928	32.3%	34.9%	62.8%	65.1%
Oct-23	67,386	14,641	11,568	2,986	3,312	5,601	56,525	162,019	40.4%	42.2%	50.6%	57.8%
Nov-23	72,964	20,032	14,968	8,390	2,678	3,094	58,122	180,249	35.4%	40.1%	51.6%	59.9%
Dec-23	58,561	10,039	9,733	11,248	2,483	5,913	56,408	154,387	42.0%	49.3%	44.4%	50.7%
Jan-24	51,210	6,558	5,535	4,112	9,018	1,377	59,242	137,052	50.8%	53.8%	42.2%	46.2%
Feb-24	76,319	15,478	4,398	4,105	3,274	8,258	58,076	169,908	41.0%	43.4%	54.0%	56.6%
Mar-24	33,088	8,844	8,820	705	1,714	1,277	55,721	110,169	53.3%	53.9%	38.1%	46.1%
Apr-24	89,702	6,458	5,128	4,796	1,023	827	16,135	124,069	14.5%	18.4%	77.5%	81.6%
May-24	63,999	16,110	5,091	3,052	4,598	714	15,765	109,330	19.3%	22.1%	73.3%	77.9%
Jun-24	41,848	8,791	8,741	3,976	2,093	4,061	16,056	85,567	26.0%	30.6%	59.2%	69.4%
Jul-24	48,213	15,208	4,664	5,353	4,046	1,641	19,581	98,705	25.6%	31.0%	64.3%	69.0%
Medicaid												
Feb-18	180,174	2,576	2,454	2,616	108	268	(603)	187,593	-0.1%	1.3%	97.4%	98.7%
Jul-23	26,019	19,704	11,614	10,676	10,906	11,923	58,100	148,942	54.3%	61.5%	30.7%	38.5%
Aug-23	46,258	20,380	15,914	7,902	6,864	8,500	52,554	158,372	42.9%	47.9%	42.1%	52.1%
Sep-23	26,077	27,962	22,863	13,931	8,559	6,782	61,776	167,951	45.9%	54.2%	32.2%	45.8%
Oct-23	37,876	14,886	17,351	23,256	13,955	7,442	69,196	183,962	49.2%	61.9%	28.7%	38.1%
Nov-23	57,050	27,276	16,178	11,637	21,124	13,765	68,257	215,287	47.9%	53.3%	39.2%	46.7%
Dec-23	35,878	38,958	22,685	13,859	9,443	20,529	76,709	218,060	48.9%	55.3%	34.3%	44.7%
Jan-24	51,767	21,290	29,872	22,181	15,812	7,870	96,265	245,057	48.9%	58.0%	29.8%	42.0%
Feb-24	83,456	23,063	19,902	31,306	22,189	14,954	99,867	294,738	46.5%	57.1%	36.1%	42.9%
Mar-24	21,847	46,079	29,732	20,384	17,146	13,621	90,481	239,289	50.7%	59.2%	28.4%	40.8%
Apr-24	63,498	13,934	29,985	27,987	9,615	13,412	62,899	221,330	38.8%	51.5%	35.0%	48.5%
May-24	46,072	46,315	7,797	43,790	24,227	9,941	59,344	237,485	39.4%	57.8%	38.9%	42.2%
Jun-24	32,149	32,744	42,113	9,625	28,334	18,828	57,694	221,487	47.3%	51.7%	29.3%	48.3%
Jul-24	37,377	28,174	19,794	39,910	5,141	25,846	60,890	217,131	42.3%	60.7%	30.2%	39.3%
BCBS												
Mar-19	25,847	9,402	43	145	(1,332)	1,565	(2,571)	33,100	-7.1%	-6.6%	106.5%	106.6%
Jul-23	9,845	1,285	5,016	2,659	1,073	2,679	19,687	42,244	55.5%	61.8%	26.3%	38.2%
Aug-23	30,003	1,139	1,279	4,763	2,701	781	21,878	62,544	40.5%	48.2%	49.8%	51.8%
Sep-23	13,232	11,767	1,174	1,088	4,410	2,328	21,843	55,842	51.2%	53.1%	44.8%	46.9%
Oct-23	41,894	5,622	8,675	984	840	5,097	23,397	86,509	33.9%	35.0%	54.9%	65.0%
Nov-23	46,717	11,047	5,349	8,777	250	200	26,077	98,417	27.0%	35.9%	58.7%	64.1%
Dec-23	19,242	10,499	3,274	1,038	5,269	490	25,726	65,537	48.0%	49.6%	45.4%	50.4%
Jan-24	13,829	1,549	2,470	2,459	(313)	5,213	22,563	47,771	57.5%	62.6%	32.2%	37.4%
Feb-24	24,537	6,005	929	1,249	2,361	(503)	27,313	61,891	47.1%	49.2%	49.3%	50.8%
Mar-24	6,034	5,273	3,485	738	1,027	1,979	26,034	44,570	65.2%	66.8%	25.4%	33.2%
Apr-24	28,290	1,582	3,394	1,849	388	900	10,696	47,099	25.4%	29.4%	63.4%	70.6%
May-24	40,171	6,299	1,229	1,062	1,961	795	12,523	64,039	23.9%	25.5%	72.6%	74.5%
Jun-24	24,188	8,380	5,074	1,326	720	1,743	12,258	53,688	27.4%	29.9%	60.7%	70.1%
Jul-24	11,621	3,412	6,662	2,940	731	326	13,942	39,634	37.8%	45.3%	37.9%	54.7%

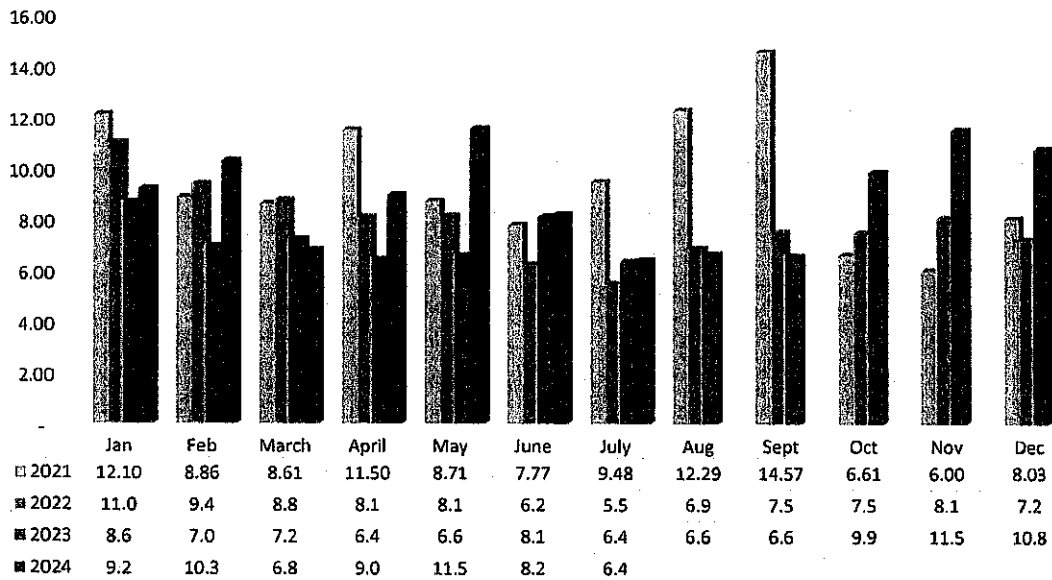
**Memorial Medical Clinics
Accounts Receivable Agings**

Aging	0 - 30	31-60	61-90	91-120	121-150	151-180	181-365	Total Gross	% Over 120 Days	% Over 90 Days	% Under 60 Days	% Under 90 Days
Commercial												
Feb-18	206,928	(201)	397	1,458	-	1,836	(3,675)	206,743	-0.9%	-0.2%	100.0%	100.2%
Jul-23	40,700	9,135	3,641	8,834	3,401	2,566	46,933	115,211	45.9%	53.6%	43.3%	46.4%
Aug-23	53,621	8,333	8,709	8,727	9,399	3,758	68,922	161,471	50.8%	56.2%	38.4%	43.8%
Sep-23	35,330	32,048	5,162	5,334	7,478	9,652	73,939	168,944	53.9%	57.1%	39.9%	42.9%
Oct-23	46,847	18,987	11,891	3,308	2,775	825	54,342	138,975	41.7%	44.1%	47.4%	55.9%
Nov-23	68,390	20,672	16,248	11,724	3,293	2,751	53,590	176,669	33.8%	40.4%	50.4%	59.6%
Dec-23	45,954	26,444	13,025	6,840	5,256	2,919	48,905	149,344	38.2%	42.8%	48.5%	57.2%
Jan-24	87,518	9,045	13,251	11,236	3,893	5,323	47,592	177,857	31.9%	38.3%	54.3%	61.7%
Feb-24	107,671	32,330	5,065	9,302	9,169	2,463	49,515	215,516	28.4%	32.7%	65.0%	67.3%
Mar-24	26,006	47,013	34,812	2,667	6,134	7,213	43,505	167,349	34.0%	35.6%	43.6%	64.4%
Apr-24	99,289	10,304	22,697	28,982	2,020	5,708	19,579	188,579	14.5%	29.8%	58.1%	70.2%
May-24	63,130	46,001	7,176	13,721	24,214	1,542	20,977	176,761	26.4%	34.2%	61.7%	65.8%
Jun-24	54,589	22,795	23,207	4,382	4,288	22,580	17,920	149,760	29.9%	32.8%	51.7%	67.2%
Jul-24	52,304	20,557	9,527	8,800	4,697	2,615	38,833	137,333	33.6%	40.0%	53.1%	60.0%
Private Pay												
Feb-18	152,357	5,922	6,490	5,992	1,186	(513)	2,832	174,264	2.0%	5.4%	90.8%	94.6%
Jul-23	59,309	(4,975)	(914)	(11,451)	(1,723)	60	(3,159)	37,147	-13.0%	-43.8%	146.3%	143.8%
Aug-23	59,400	(18,158)	(10,033)	1,216	(10,138)	112	8,470	30,868	-5.0%	-1.1%	133.6%	101.1%
Sep-23	66,246	4,010	(23,947)	(9,843)	816	(9,523)	9,032	36,791	0.9%	-25.9%	191.0%	125.9%
Oct-23	64,755	1,605	(23,620)	(10,482)	(151)	(15,195)	20,204	37,117	13.1%	-15.1%	178.8%	115.1%
Nov-23	78,623	5,617	(3,921)	2,011	(28,142)	(14,366)	2,835	42,656	-93.0%	-88.3%	197.5%	188.3%
Dec-23	85,903	17,938	5,109	(1,403)	4,043	(27,955)	(11,358)	72,278	-48.8%	-50.7%	143.7%	150.7%
Jan-24	89,903	18,624	2,917	4,680	(3,582)	3,324	(35,052)	80,814	-43.7%	-37.9%	134.3%	137.9%
Feb-24	67,418	24,803	4,845	(3,478)	1,854	(5,075)	(27,945)	62,422	-49.9%	-55.5%	147.7%	155.5%
Mar-24	35,248	31,338	19,250	421	2,207	6,463	(31,665)	63,261	-36.3%	-35.7%	105.3%	135.7%
Apr-24	80,918	2,158	9,079	3,797	4,138	2,924	(38,697)	64,318	-49.2%	-43.3%	129.2%	143.3%
May-24	38,570	24,517	911	2,130	4,256	(4,928)	(35,628)	29,829	-121.7%	-114.6%	211.5%	214.6%
Jun-24	63,815	11,785	17,951	(1,790)	4,489	273	(40,877)	55,647	-64.9%	-68.1%	135.9%	168.1%
Jul-24	70,710	(2,961)	(2,757)	(602)	(3,743)	1,935	(42,283)	20,299	-217.2%	-220.2%	333.8%	320.2%
All Insured												
Oct-19	280,920	26,512	38,307	4,230	3,754	9,621	15,080	378,424	7.5%	8.6%	81.2%	91.4%
Jul-23	126,726	39,760	27,769	26,543	18,619	18,272	176,818	434,508	49.2%	55.3%	38.3%	44.7%
Aug-23	201,386	33,264	28,882	22,053	21,731	16,247	172,640	496,204	42.4%	46.9%	47.3%	53.1%
Sep-23	142,878	73,236	31,756	23,163	21,133	21,410	190,088	503,665	46.2%	50.8%	42.9%	49.2%
Oct-23	194,003	54,135	49,485	30,534	20,882	18,965	203,461	571,465	42.6%	47.9%	43.4%	52.1%
Nov-23	245,122	79,026	52,743	40,528	27,345	19,811	206,046	670,621	37.8%	43.8%	48.3%	56.2%
Dec-23	159,635	85,940	48,716	32,985	22,452	29,852	207,748	587,329	44.3%	49.9%	41.8%	50.1%
Jan-24	204,324	38,442	51,128	39,988	28,410	19,783	225,662	607,737	45.1%	51.6%	39.9%	48.4%
Feb-24	291,984	76,876	30,295	45,963	36,993	25,172	234,771	742,053	40.0%	46.2%	49.7%	53.8%
Mar-24	86,974	107,208	76,848	24,494	26,021	24,090	215,741	561,377	47.4%	51.7%	34.6%	48.3%
Apr-24	280,780	32,279	61,203	63,614	13,045	20,847	109,310	581,078	24.6%	35.6%	53.9%	64.4%
May-24	213,373	114,725	21,293	61,625	55,000	12,991	108,609	587,614	30.1%	40.5%	55.8%	59.5%
Jun-24	152,774	72,710	79,134	19,309	35,435	47,213	103,928	510,503	36.5%	40.3%	44.2%	59.7%
Jul-24	149,515	67,351	40,647	57,003	14,615	30,428	133,245	492,803	36.2%	47.7%	44.0%	52.3%

*Months in Green represent the highest % of AR <90 days (best performance month as a %) since trend report tracking started in Jan 2017.

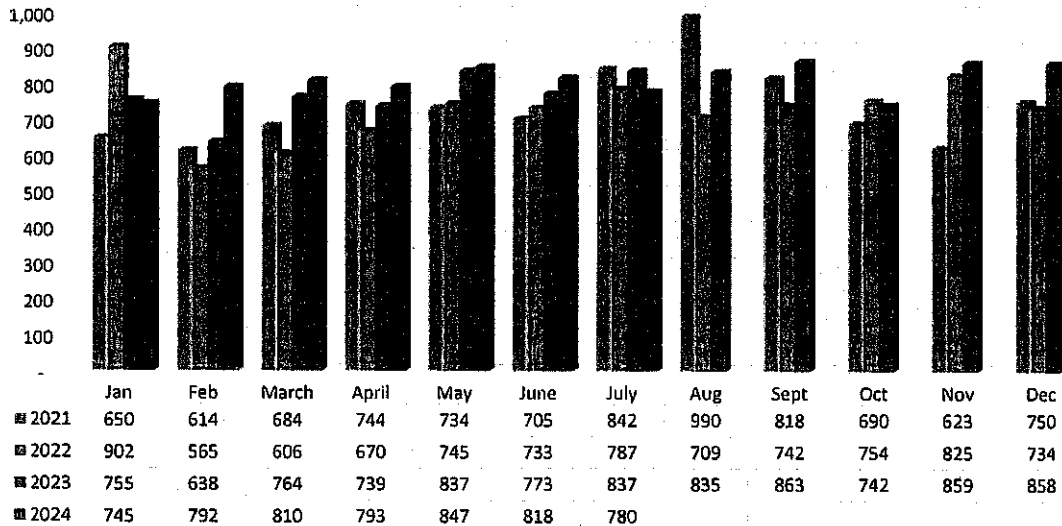
Memorial Medical Center July 2024 Inpatient and Emergency Room Statistics

Average Daily Census



- Admissions are the **primary** driver to inpatient gross revenue
- Average daily census was **6.4**, or **3.1** fewer than target of **9.5**
- Inpatient gross revenue was **\$360** thousand on a budget of **\$932** thousand


Emergency Room Visits



- Emergency room visits are the **primary** driver to emergency room gross revenue
- Emergency room visits were **780**, or **35** higher than target of **745**
- Emergency room gross revenue was **\$2.37** million on a budget of **\$2.27** million
- Gross revenue is not netted down for payer contracts or cost based reimbursement

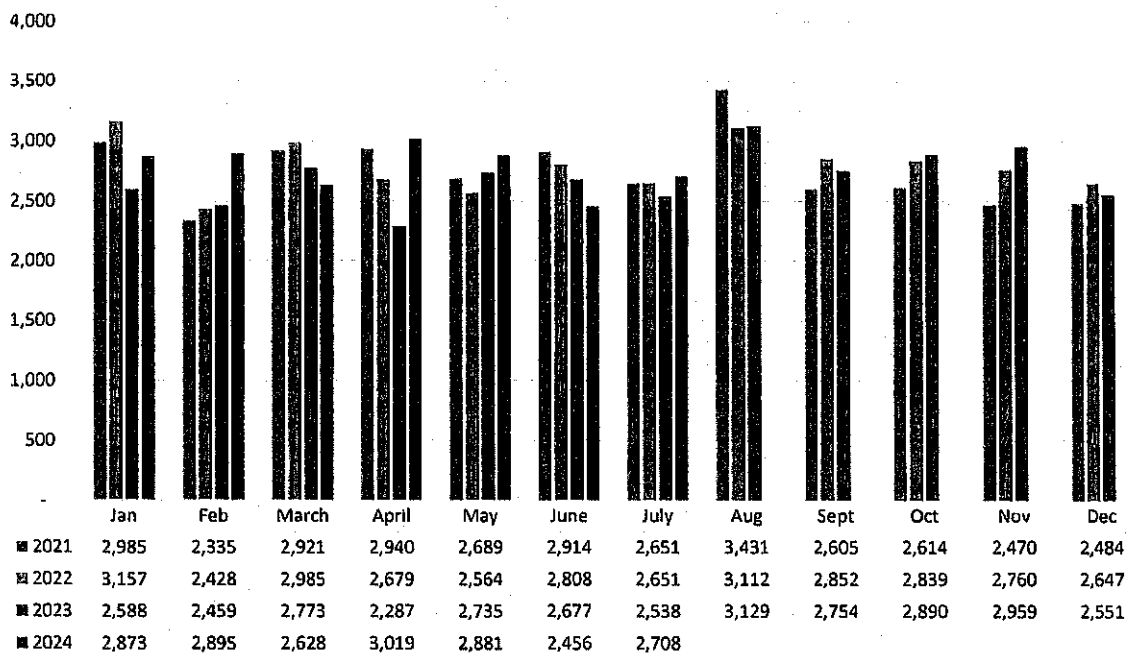
Memorial Medical Center July 2024 Census Charts

Outpatient Visits



- Clinic visits are the **primary** driver to outpatient gross revenue
- Outpatient visits were 2,089, or 211 fewer than target of 2,300
- Outpatient gross revenue was \$3.60 million on a budget of \$3.84 million

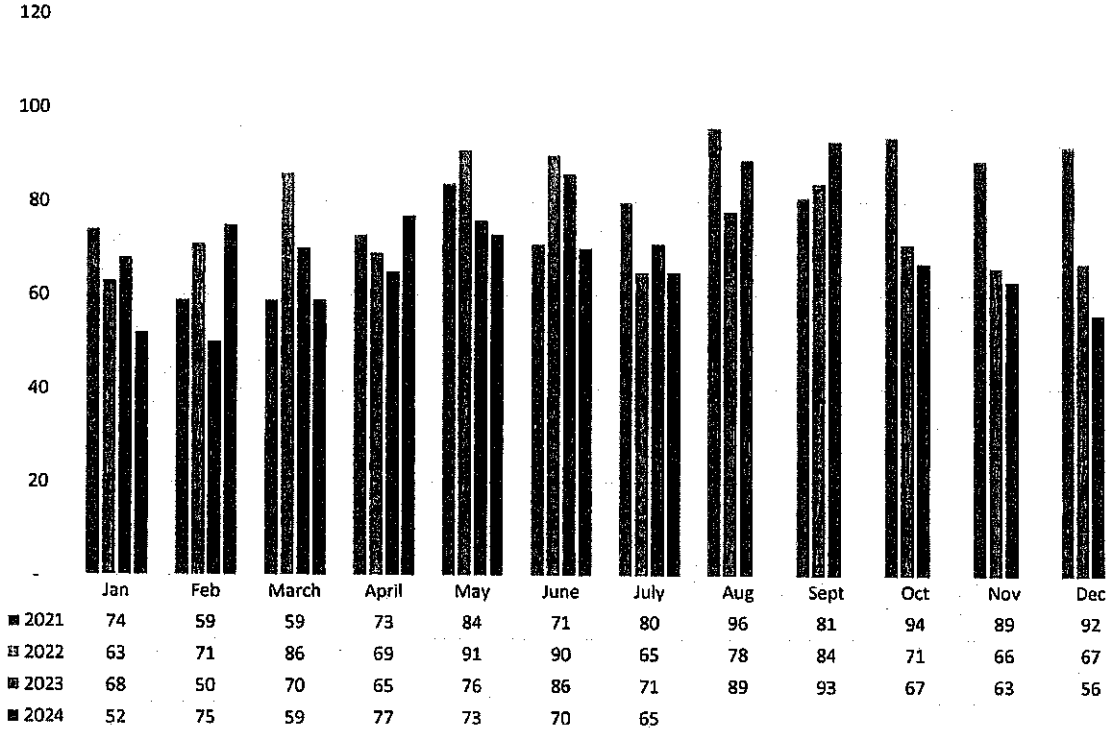
Clinic Visits



- Clinic visits were 2,708, or 792 fewer than target of 3,500
- Clinic gross revenue was \$519K compared to \$521K in June, a .5% decrease in gross revenue
- Increased and sustained clinic visits at a target of 3,500 per month will produce downstream volume and would lift financial results

**Memorial Medical Center
July 2024 Downstream Statistics**

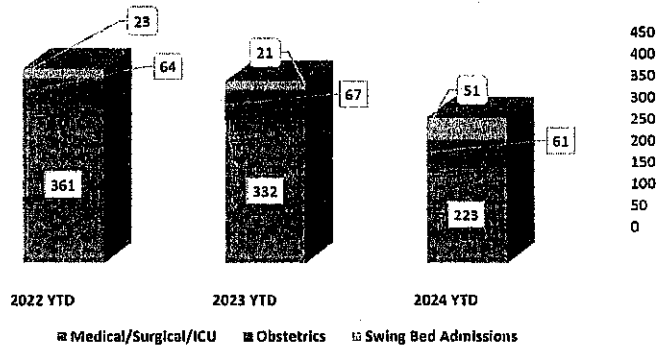
Surgery and Endoscopy Cases



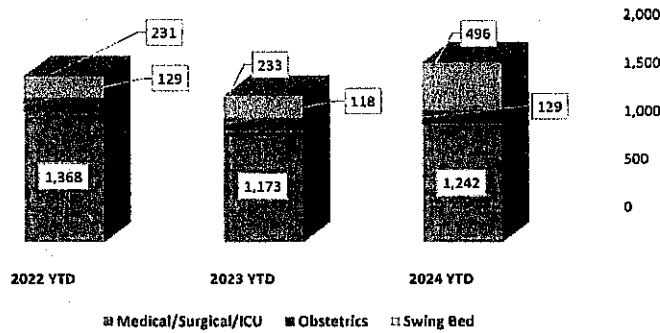
- **Surgery and endoscopy cases were 65, or 17 fewer than target of 82**
- **Outpatient cases - 55** • **Inpatient cases - 6** • **C-Sections cases - 4**

Memorial Medical Center Inpatient Volume Indicators

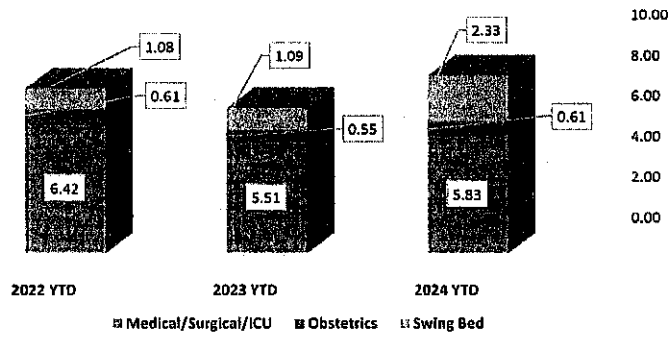
Admissions by Unit



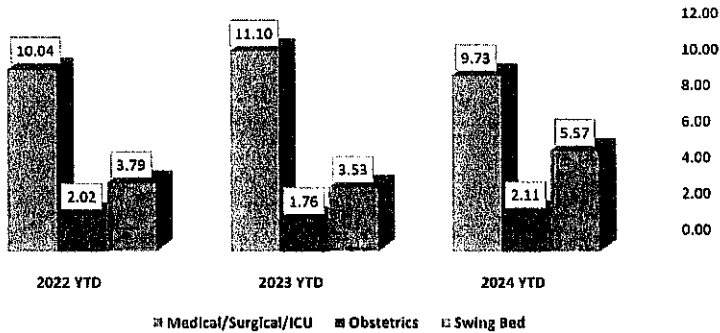
Patient Days by Unit



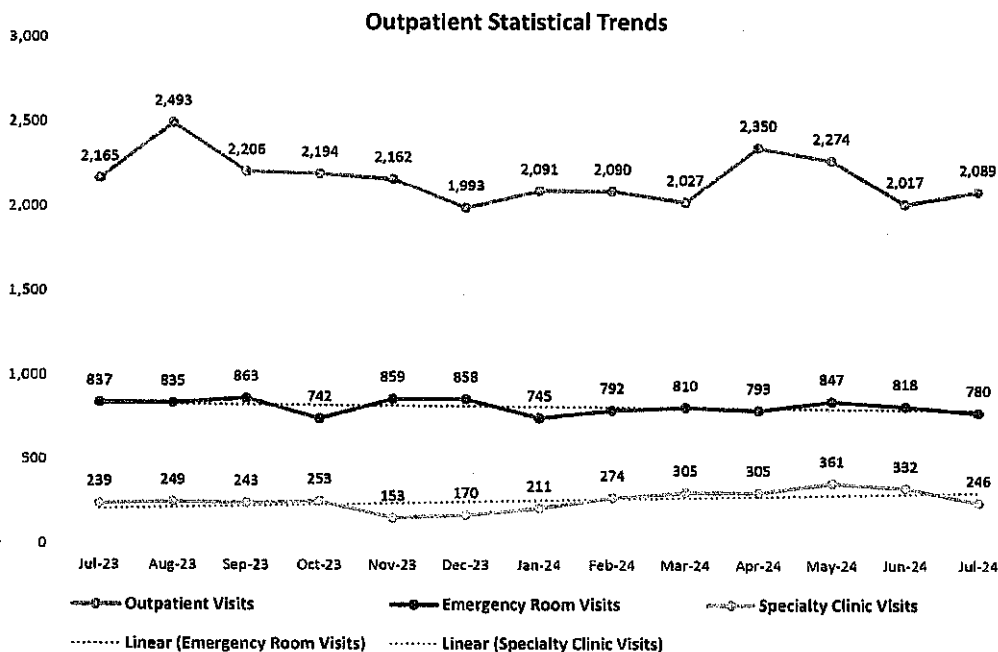
Average Daily Census



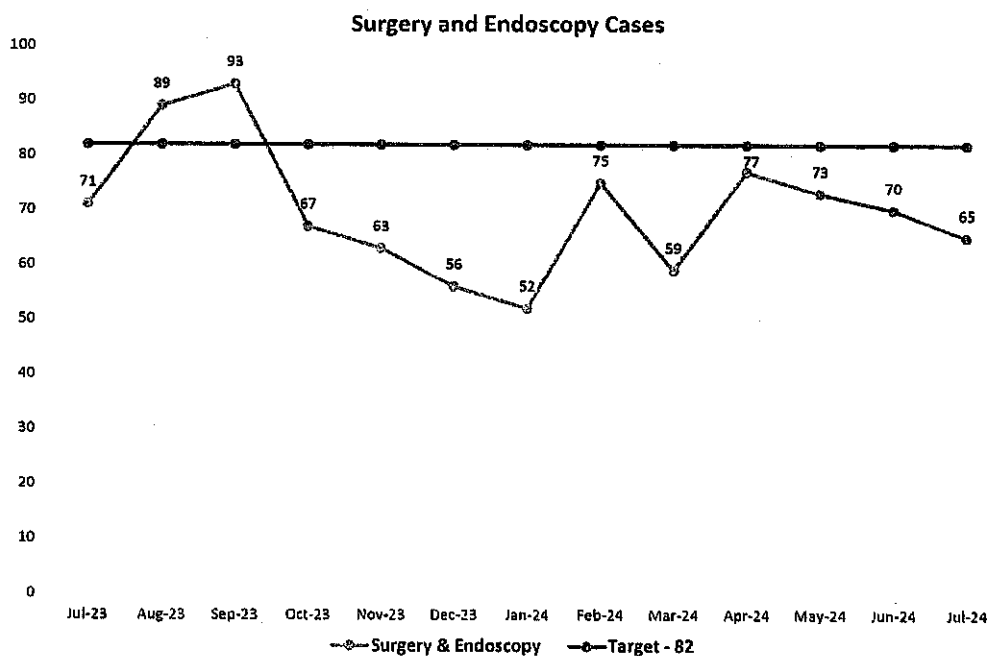
Average Length of Stay



Memorial Medical Center Operating Statistics 13-Month Trends



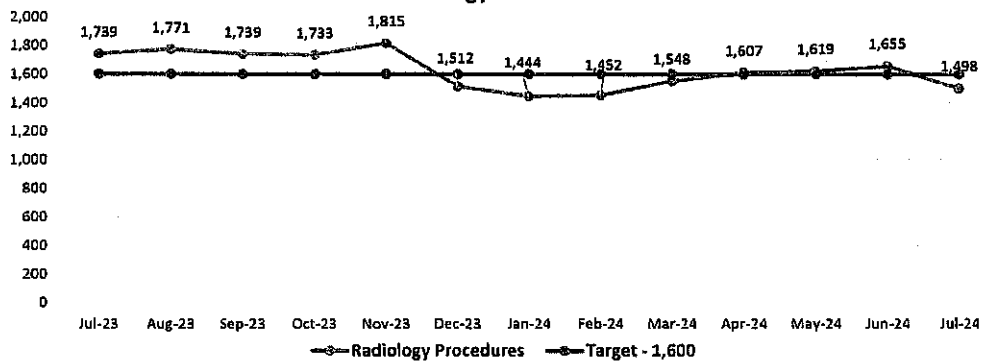
- **Outpatient, emergency room and specialty clinic visits combined were 3,115, compared to 3,167 in June**
- **The following key downstream statistics, Surgery, Endoscopy, Radiology, Laboratory and Rehab produce revenue for the Hospital system**
- **The primary driver to elevating these specific statistics is to increase Clinic visits**



- **Surgery and Endoscopy cases were 65, or 17 less than target of 82**

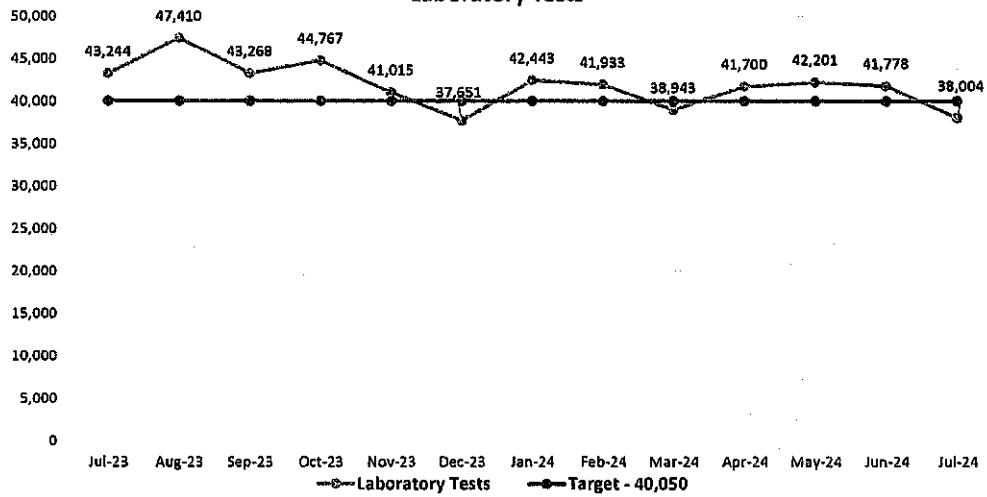
**Memorial Medical Center
Operating Statistics
13-Month Trends**

Radiology Procedures



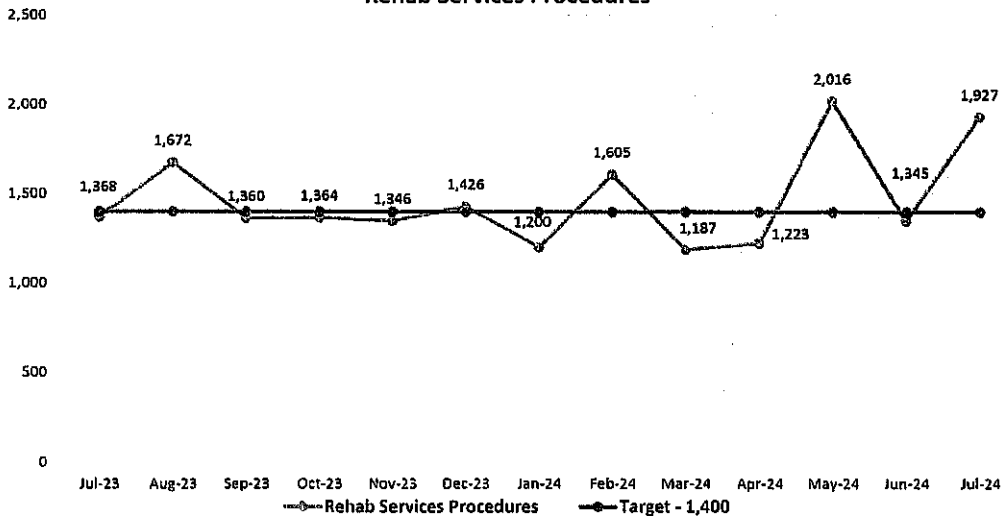
- Radiology procedures were 1,498, or 102 less than target of 1,600

Laboratory Tests



- Laboratory tests were 38,004, or 2,046 less than target of 40,050

Rehab Services Procedures



- Rehab service procedures were 1,927, or 527 more than target of 1,400

Rehab Services Breakdown:

- Physical Therapy - 1,563
- Occupational Therapy - 191
- Speech Therapy - 173

Physician Revenue 3 Year Trend Comparison

**Memorial Medical Center
Physician Revenue Trend
For The Month Ended July 31, 2024, 2023, & 2022**

				Amount		Amount	
	2024 YTD	2023 YTD	2022 YTD	Comparison 2024 to 2023	% Comparison 2024 to 2023	Comparison 2024 to 2022	% Comparison 2024 to 2022
Memorial Medical Center Clinic							
000966 Thao Truong	702,656	622,824	537,083	79,832	12.8%	165,573	30.8%
001367 Michael Pfeil	-	1,651	511,604	(1,651)	-100.0%	(511,604)	-100.0%
002099 Traci Shefcik	862,768	741,043	602,897	121,725	16.4%	259,871	43.1%
002927 Michael Gaines	936,100	864,860	477,018	71,241	8.2%	459,083	96.2%
011005 William Crowley	2,144,241	2,565,022	3,676,190	(420,781)	-16.4%	(1,531,949)	-41.7%
019000 Ric Arroyo-Diaz	1,301,860	1,276,503	1,820,514	25,357	2.0%	(518,654)	-28.5%
022000 Peter Rojas	-	538	276,403	(538)	-100.0%	(276,403)	-100.0%
041574 Frank Hinds	1,484,006	1,277,161	1,002,831	206,845	16.2%	481,175	48.0%
041596 Mercedes Schultz	-	149,634	917,446	(149,634)	-100.0%	(917,446)	-100.0%
058001 Court Thurlkill	559,825	396,969	386,558	162,856	41.0%	173,267	44.8%
097445 Pete Papapetrou	-	-	-	0	0.0%	0	0.0%
100118 Joseph Jenkins	1,521,001	1,185,871	1,124,379	335,130	28.3%	396,622	35.3%
102218 Marshall Cook	-	-	1,153	0	0.0%	(1,153)	-100.0%
320001 Shanna Odonnell	978,554	682,252	772,641	296,302	43.4%	205,913	26.7%
041597 David Hobson	125,477	451,677	-	(326,201)	-72.2%	0	100.0%
310002 Tasha Norman	294,684	-	-	294,684	100.0%	0	100.0%
310000 Marcelina Rupley	111,750	-	-	111,750	100.0%	0	100.0%
001596 Shanme Martinez	51,767	-	-	51,767	100.0%	0	100.0%
840766 Nuila-Crouse Richard	346,855	-	-	346,855	100.0%	0	100.0%
985045 Chau Minh Uong	-	620,399	558,256	(620,399)	-100.0%	(558,256)	-100.0%
	11,421,545	10,836,404	12,664,974	585,141	5.4%	(1,243,429)	-9.8%
	25.1%	22.2%	27.3%	2.8%	12.8%	-2.2%	-8.0%
Hospitalist							
130006 Hospitalist	6,321,398	10,489,690	7,961,787	(4,168,293)	-39.7%	(1,640,389)	-20.6%
	6,321,398	10,489,690	7,961,787	(4,168,293)	-39.7%	(1,640,389)	-20.6%
	13.9%	21.5%	17.1%	-7.6%	-35.5%	-3.3%	-19.0%
Port Lavaca Clinic							
000983 Michael Caughron	193,306	226,822	260,883	(33,516)	-14.8%	(67,577)	-25.9%
001126 Nirtas Kwi Timu	615,978	914,194	923,146	(298,215)	-32.6%	(307,167)	-33.3%
012000 Jeannine Griffin	273,001	312,929	448,829	(39,928)	-12.8%	(175,828)	-39.2%
013001 Leigh Anne Falcon	785,188	865,025	946,236	(79,837)	-9.2%	(161,048)	-17.0%
050001 John Wright	1,072,242	1,072,381	1,597,094	(139)	0.0%	(524,852)	-32.9%
001668 Ibrom Destiny	194,682	187,901	165,436	6,781	3.6%	29,247	17.7%
002686 Brown Victoria	134,161	111,386	36,928	22,775	20.4%	97,233	100.0%
097121 John Clinton	178,868	199,191	316,413	(20,323)	-10.2%	(137,544)	-43.5%
	3,447,427	3,889,829	4,713,125	(442,402)	-11.4%	(1,265,697)	-26.9%
	7.6%	8.0%	10.2%	-0.4%	-5.2%	-2.6%	-25.4%
Specialty Clinic							
000548 Hareesh Kumar	71,186	55,496	40,854	15,690	28.3%	30,332	74.2%
001965 George Osuchkwu	104,649	73,067	77,393	31,582	43.2%	27,256	35.2%
013000 Don Paul Bunnell	24,288	159,721	186,551	(135,433)	-84.8%	(162,263)	-87.0%
050002 John Wright (Woundcare)	670,719	281,852	-	388,867	138.0%	670,719	100.0%
059000 Kurtis Krueger	36,871	30,400	6,726	6,471	21.3%	30,145	448.2%
065005 Lam Peter	164,186	153,707	111,931	10,479	6.8%	52,255	46.7%
068000 Clemmons Andrew	29,411	156,713	17,563	(127,302)	-81.2%	11,848	67.5%
525225 Azhar Malik MD	52,907	62,292	61,764	(9,385)	-15.1%	(8,857)	-14.3%
001835 Smith Hannah	69,291	37,713	-	31,578	83.7%	69,291	100.0%
000514 DU Yong	-	4,439	61,940	(4,439)	-100.0%	(61,940)	-100.0%
040178 Gaskin David	43,490	-	-	43,490	100.0%	43,490	100.0%
001151 Jerry Followwill	100,963	-	-	100,963	100.0%	100,963	100.0%
	1,371,945	1,020,943	564,722	351,002	34.4%	807,224	142.9%
	3.0%	2.1%	1.2%	0.9%	43.8%	1.8%	147.8%

Memorial Medical Center
Physician Revenue Trend
For The Month Ended July 31, 2024, 2023, & 2022

	Amount			Amount			
	2024 YTD	2023 YTD	2022 YTD	Comparison 2024 to 2023	% Comparison 2024 to 2023	Comparison 2024 to 2022	% Comparison 2024 to 2022
Coastal Medical Clinic							
000806 William McFarland	-	-	320	0	0.0%	(320)	-100.0%
000809 Delgado Ana	-	12,613.00	3,062	(12,613)	-100.0%	(3,062)	-100.0%
011000 McFarland, Tim R	-	36,025	103,195	(36,025)	-100.0%	(103,195)	-100.0%
	-	48,638	106,577	(48,638)	-100.0%	(106,577)	-100.0%
	0%	0%	0%	0%	-100.0%	0%	-100.0%
Independent							
310001 Cummins Michelle	60,008	153,138	171,974	(93,130)	-60.8%	(111,966)	-65.1%
	60,008	153,138	171,974	(93,130)	-60.8%	(111,966)	-65.1%
	0.1%	0.3%	0.4%	-0.2%	-58.1%	-0.2%	-64.4%
Other Medical Staff							
002372 Gerber Bernard	574,172	617,374	416,421.01	(43,202)	-7.0%	157,751	37.9%
012100 Donald Breech	185,574	255,960	392,337.06	(70,386)	-27.5%	(206,763)	-52.7%
001003 Gustave Sandigo	4,008	4,755	7,278.02	(747)	-15.7%	(3,270)	-44.9%
001645 Mark Yeakley	-	382	-	(382)	-100.0%	0	0.0%
807077 Nilesh Patel	-	1,006	397.00	(1,006)	-100.0%	(397)	-100.0%
900000 Dakshesh Parikh	4,959	26,455	26,907.00	(21,496)	-81.3%	(21,948)	-81.6%
989112 Peter Powaser	36,314	101,225	93,575.68	(64,912)	-64.1%	(57,262)	-61.2%
002205 Sanjeev Bhatia	2,146	7,626	3,473.00	(5,480)	-71.9%	(1,327)	-38.2%
001306 Jose Valladares	16,479	360,640	393,071.01	(344,161)	-95.4%	(376,592)	-95.8%
	823,652	1,375,424	1,333,460	(551,772)	-40.1%	(509,808)	-38.2%
	1.8%	2.8%	2.9%	-1.0%	-35.9%	-1.1%	-37.0%
Total E/R Physicians							
	16,227,702	13,503,782	13,026,049	2,723,920	20.2%	3,201,653	24.6%
	16,227,702	13,503,782	13,026,049	2,723,920	20.2%	3,201,653	24.6%
	35.6%	27.7%	28.1%	7.9%	28.6%	7.6%	27.1%
Other Ordering Physicians							
Other Ordering Physicians	5,847,712	7,397,106	5,890,725	(1,549,393)	-20.9%	(43,012)	-0.7%
	5,847,712	7,397,106	5,890,725	(1,549,393)	-20.9%	(43,012)	-0.7%
	12.8%	15.2%	12.7%	-2.3%	-15.4%	0.2%	1.3%
Totals	45,521,390	48,714,954	46,433,392	(3,193,564)	-6.56%	(912,002)	-1.96%

County Indigent Healthcare Report

IHS
Issued 08/12/24

Source Totals Report
Calhoun Indigent Health Care
Batch Dates 08/01/2024 through 08/01/2024
For Source Group Indigent Health Care
For Vendor: All Vendors

Source	Description	Amount Billed	Amount Paid
02	Prescription Drugs	9.97	9.97
14	Mmc - Hospital Outpatient	64.00	30.25
	Expenditures	73.97	40.22
	Reimb/Adjustments		
	Grand Total	73.97	40.22
		Expenses	4166.67
		Co Pays	<0.00>
			4,206.89

Eric Jones
8/12/2024

•IHS
Issued 08/12/24

Source Totals Report
Calhoun Indigent Health Care
Batch Dates 02/01/2024 through 08/01/2024
For Source Group Indigent Health Care
For Vendor: All Vendors

Source	Description	Amount Billed	Amount Paid
02	Prescription Drugs	42.57	28.92
08	Rural Health Clinics	240.00	240.00
14	Mmc - Hospital Outpatient	1,152.00	591.26
	Expenditures	1,459.45	885.06
	Reimb/Adjustments	-24.88	-24.88
	Grand Total	1,434.57	860.18
		Expenses	29,166.69
		Co Pays	< 20.00 >
			30,006.87

Eric C. [Signature]
8/12/2024

Calhoun County Indigent Care Patient Caseload 2024

	Approved	Denied	Removed	Active	Pending
January	0	3	2	1	7
February	0	3	0	1	5
March	0	4	0	1	4
April	1	0	0	2	0
May	1	6	0	3	0
June	0	1	0	3	2
July	0	1	1	2	2
August	0	0	0	0	0
September	0	0	0	0	0
October	0	0	0	0	0
November	0	0	0	0	0
December	0	0	0	0	0
YTD	2	18	3	13	20

Monthly Avg 0 2 0 1 2

December 2023 Active 4

Number of Charity patients 232
 Number of Charity patients below 50% FPL 125
 Number of Charity patients who meet State Indigent Guidelines 116

Calhoun County Pharmacy Assistance Patient Caseload 2024

	Approved	Refills	Removed	Active	Value
January	6	18	0	7	\$9,662.15
February	0	0	0	10	\$0.00
March	3	9	0	17	\$8,345.67
April	5	15	0	20	\$8,332.53
May	5	15	0	22	\$13,588.44
June	1	3	0	26	\$3,567.00
July	2	6	0	28	\$2,872.47
August	0	0	0	0	\$0.00
September	0	0	0	0	\$0.00
October	0	0	0	0	\$0.00
November	0	0	0	0	\$0.00
December	0	0	0	0	\$0.00
YTD PATIENT SAVINGS					\$46,368.26

Monthly Avg 2 6 - 11 \$3,864.02

December 2023 Active 36

Erin Cyran
8/12/2024

Cash Flow Projections

Memorial Medical Center 7 Month Cash Flow Projection

	Aug-24	Sep-24	Oct-24	Nov-24	Dec-24	Jan-25	Feb-25
Cash On Hand - Operating & Money Market (Beginning of Month)	\$ 5,002,222	\$ 4,011,595	\$ 4,526,635	\$ 3,920,135	\$ 3,313,635	\$ (582,566)	\$ 1,095,129
CASH INFLOWS:							
Cash AR Receipts - Hospital	\$ 2,385,000	\$ 2,385,000	\$ 2,385,000	\$ 2,385,000	\$ 2,385,000	\$ 2,385,000	\$ 2,385,000
Cash AR Receipts - Clinic	\$ 375,000	\$ 375,000	\$ 375,000	\$ 375,000	\$ 375,000	\$ 375,000	\$ 375,000
Other							
Cafeteria	\$ 17,500	\$ 17,500	\$ 17,500	\$ 17,500	\$ 17,500	\$ 17,500	\$ 17,500
340B	\$ 170,000	\$ 170,000	\$ 170,000	\$ 170,000	\$ 170,000	\$ 170,000	\$ 170,000
Bank Interest Earned	\$ 12,000	\$ 12,000	\$ 12,000	\$ 12,000	\$ 12,000	\$ 12,000	\$ 12,000
MG & Lillie A Johnson Grant Funds							
Nursing / Clinic Grant Money	\$ 18,000						
Employee Retention Tax Credit							
TOTAL Operating Cash Activity	\$ 2,977,500	\$ 2,959,500	\$ 2,959,500	\$ 2,959,500	\$ 2,959,500	\$ 2,959,500	\$ 2,959,500
QIPP Year 5 IGT Reconciliation							
Disproportionate Share Hospital (DSH)							
Uncompensated Care (UC)		\$ 801,040					
RAPPS / CHIRP	\$ 11,759	\$ 10,000	\$ 10,000	\$ 10,000	\$ 10,000	\$ 10,000	\$ 10,000
Medicare Cost Report Settlement - 2022							
Medicare Interim Reimbursement - 2023	\$ -	\$ -	\$ -	\$ -	\$ -	\$ -	\$ -
QIPP	\$ 310,329	\$ 544,500	\$ -	\$ -	\$ -	\$ 2,284,195	\$ -
TOTAL Supplemental Activity	\$ 322,088	\$ 1,355,540	\$ 10,000	\$ 10,000	\$ 10,000	\$ 2,294,195	\$ 10,000
Total Cash Inflow	\$ 3,299,588	\$ 4,315,040	\$ 2,969,500	\$ 2,969,500	\$ 2,969,500	\$ 5,253,695	\$ 2,969,500
CASH OUTFLOWS:							
Operating Expenses	3 pay periods						
Accounts Payable	\$ (2,253,000)	\$ (2,253,000)	\$ (2,253,000)	\$ (2,253,000)	\$ (2,253,000)	\$ (2,253,000)	\$ (2,253,000)
Payroll	\$ (1,175,000)	\$ (780,000)	\$ (780,000)	\$ (780,000)	\$ (780,000)	\$ (780,000)	\$ (780,000)
Payroll Taxes	\$ (258,000)	\$ (387,000)	\$ (258,000)	\$ (258,000)	\$ (258,000)	\$ (258,000)	\$ (258,000)
Retirement	\$ (195,000)	\$ (290,000)	\$ (195,000)	\$ (195,000)	\$ (195,000)	\$ (195,000)	\$ (195,000)
340B	\$ (50,000)	\$ (50,000)	\$ (50,000)	\$ (50,000)	\$ (50,000)	\$ (50,000)	\$ (50,000)
Leases	\$ -	\$ -	\$ -	\$ -	\$ -	\$ -	\$ -
MMC New Equipment Purchases	\$ -	\$ -	\$ -	\$ -	\$ -	\$ -	\$ -
MMC New Equipment Purchases-2023	\$ (40,000)	\$ (40,000)	\$ (40,000)	\$ (40,000)	\$ (40,000)	\$ (40,000)	\$ (40,000)
Est. NH Cash receipts in Cash due NH							
Grant Imaging Equipment (funds to be spent)							
Medicare Interim Overpayment - 2023							
RHC Stimulus (funds to be spent)							
340B Drug Compliance Overpayment							
2019 DSH Refund Of Overpayment							
Payback of Advance Payments	\$ -	\$ -	\$ -	\$ -	\$ -	\$ -	\$ -
TOTAL Operating Activity	\$ (3,971,000)	\$ (3,800,000)	\$ (3,576,000)	\$ (3,576,000)	\$ (3,576,000)	\$ (3,576,000)	\$ (3,576,000)
Supplemental IGT Programs							
Disproportionate Share Hospital (DSH)							
Uncompensated Care (UC)	\$ (319,215)						
DSRIP							
RAPPS - \$0.00, CHIRP - \$0.00							
UHRIP							
QIPP Semi-annual and Reconciliations Pymts.					\$ (3,289,701)		
TOTAL Supplemental Activity	\$ (319,215)	\$ -	\$ -	\$ -	\$ (3,289,701)	\$ -	\$ -
TOTAL CASH PAID OUT	\$ (4,290,215)	\$ (3,800,000)	\$ (3,576,000)	\$ (3,576,000)	\$ (6,865,701)	\$ (3,576,000)	\$ (3,576,000)
Cash Increase (Decrease)	\$ (990,627)	\$ 515,040	\$ (606,500)	\$ (606,500)	\$ (3,896,201)	\$ 1,677,695	\$ (606,500)
Loan Additional Borrowing (Repayment)	\$ -	\$ -	\$ -	\$ -	\$ -	\$ -	\$ -
Cash on Hand (End of Month)	\$ 4,011,595	\$ 4,526,635	\$ 3,920,135	\$ 3,313,635	\$ (582,566)	\$ 1,095,129	\$ 488,629
Cumulative Borrowed From County	\$ 4,000,000	\$ 4,000,000	\$ 4,000,000	\$ 4,000,000	\$ 4,000,000	\$ 4,000,000	\$ 4,000,000

MEMORIAL MEDICAL CENTER
CHECK REGISTER: 07-01-24 THRU 07-31-2024

<u>BANK CODE</u>	<u>CK #</u>	<u>DATE</u>	<u>AMOUNT</u>	<u>PAYEE</u>	<u>NOTES</u>
A/P	204726	7/10/2024	17,663.89	3M HEALTH INFORMATION SYSTEMS	ANNUAL SUBSCRIPTION - CODING SOFTWARE
A/P	204727	7/10/2024	458.01	ACE HARDWARE 15521	VARIOUS DEPT EXPENSES
A/P	204807	7/17/2024	1,400.00	ACUTE CARE INC	RFID FEE
A/P	205029	7/31/2024	116.86	ADT COMMERCIAL	FIRE MONITORING
A/P	204728	7/10/2024	747.16	AIRGAS USA, LLC - CENTRAL DIV	OXYGEN - RESP CARE
A/P	204808	7/17/2024	3,832.02	AIRGAS USA, LLC - CENTRAL DIV	OXYGEN - RESP CARE
A/P	204870	7/24/2024	266.68	AIRGAS USA, LLC - CENTRAL DIV	OXYGEN - RESP CARE
A/P	205030	7/31/2024	574.32	AIRGAS USA, LLC - CENTRAL DIV	OXYGEN - RESP CARE
A/P	204604	7/3/2024	162.13	ALIMED INC.	MEDICAL SUPPLIES
A/P	205031	7/31/2024	95.02	ALPHA TEC SYSTEMS INC	LABORATORY SUPPLIES
A/P	204605	7/3/2024	389.97	AMAZON CAPITAL SERVICES	VARIOUS DEPT EXPENSES
A/P	204729	7/10/2024	918.17	AMAZON CAPITAL SERVICES	VARIOUS DEPT EXPENSES
A/P	204809	7/17/2024	16.98	AMAZON CAPITAL SERVICES	VARIOUS DEPT EXPENSES
A/P	204871	7/24/2024	15.63	AMAZON CAPITAL SERVICES	VARIOUS DEPT EXPENSES
A/P	205032	7/31/2024	1,853.77	AMAZON CAPITAL SERVICES	VARIOUS DEPT EXPENSES
A/P	500617	7/5/2024	283.35	AMERISOURCE	340B EXPENSE
A/P	500619	7/12/2024	352.86	AMERISOURCE	340B EXPENSE
A/P	500621	7/19/2024	2,530.36	AMERISOURCE	340B EXPENSE
A/P	500623	7/26/2024	359.66	AMERISOURCE	340B EXPENSE
A/P	204730	7/10/2024	750.00	AMERITEX ELEVATOR SERVICES INC	MONTHLY ELEVATOR MAINTENANCE
A/P	204606	7/3/2024	1,200.00	APPLIED MEDICAL	SURGICAL SUPPLIES
A/P	204607	7/3/2024	58.00	AQUA BEVERAGE COMPANY	WATER
A/P	204731	7/10/2024	91.00	AQUA BEVERAGE COMPANY	WATER
A/P	204872	7/24/2024	1,144.86	ASD HEALTHCARE	340B EXPENSE
A/P	204608	7/3/2024	397.52	ASPEN SURGICAL PRODUCTS INC	SURGICAL SUPPLIES
A/P	901251	7/2/2024	33.40	AUTHNET GATEWAY	3rd PARTY PAYOR FEE
A/P	205033	7/31/2024	5,395.00	AVANTE HEALTH SOLUTIONS	LIFEPAK DEFIBRILLATOR
A/P	204810	7/17/2024	594.00	AZALEA HEALTH	EHR PROCESSING FEES
A/P	204609	7/3/2024	560.14	BAXTER HEALTHCARE	MEDICAL/NURSING SUPPLIES
A/P	204732	7/10/2024	584.63	BAXTER HEALTHCARE	MEDICAL/NURSING SUPPLIES
A/P	204610	7/3/2024	828.06	BAYER HEALTHCARE	MEDICAL/CT SUPPLIES
A/P	204811	7/17/2024	1,104.08	BAYER HEALTHCARE	MEDICAL/CT SUPPLIES
A/P	204611	7/3/2024	29,487.34	BECKMAN COULTER INC	LABORATORY SUPPLIES
A/P	204733	7/10/2024	16,616.27	BECKMAN COULTER INC	LABORATORY SUPPLIES
A/P	204812	7/17/2024	19,626.99	BECKMAN COULTER INC	LABORATORY SUPPLIES
A/P	204873	7/24/2024	5,016.58	BECKMAN COULTER INC	LABORATORY SUPPLIES
A/P	205035	7/31/2024	13,348.54	BECKMAN COULTER INC	LABORATORY SUPPLIES
A/P	204813	7/17/2024	199.00	BEEKLEY CORPORATION	RADIOLOGY SUPPLIES
A/P	205036	7/31/2024	2,123.33	BEYER MECHANICAL LTD	THERMOSTAT
A/P	204874	7/24/2024	240.00		PATIENT REFUND
A/P	204612	7/3/2024	358.50	BIO-RAD LABORATORIES, INC	DIAGNOSTIC SUPPLIES
A/P	204814	7/17/2024	2,482.55	BIO-RAD LABORATORIES, INC	DIAGNOSTIC SUPPLIES
A/P	205037	7/31/2024	2,561.99	BIO-RAD LABORATORIES, INC	DIAGNOSTIC SUPPLIES
A/P	204613	7/3/2024	595.00	BLAIS MICROSCOPE COMPANY LLC	LABORATORY SUPPLIES
A/P	204875	7/24/2024	757.49	BLUE CROSS BLUE SHIELD REFUND	INSURANCE REFUND
A/P	204734	7/10/2024	219.15	BOHLS BEARING & POWER TRANS	PLANT SERVICES - SUPPLIES
A/P	205038	7/31/2024	147.50	BRIGGS HEALTHCARE	ER REGISTER BOOK
A/P	204614	7/3/2024	238.19	CALHOUN COUNTY	FUEL
A/P	204735	7/10/2024	5,280.00	CALHOUN COUNTY EMS	EMS
A/P	204876	7/24/2024	3,520.00	CALHOUN COUNTY EMS	EMS
A/P	204736	7/10/2024	520.50	CAPITAL ONE	VARIOUS DEPT EXPENSES
A/P	204737	7/10/2024	449.81	CARDINAL HEALTH 414, INC.	MEDICAL SUPPLIES
A/P	204815	7/17/2024	531.25	CARDINAL HEALTH 414, INC.	MEDICAL SUPPLIES
A/P	204738	7/10/2024	497.30	CARDINAL HEALTH 414,LLC	MEDICAL SUPPLIES
A/P	204615	7/3/2024	454.89	CAREFUSION 2200, INC	MEDICAL SUPPLIES
A/P	204616	7/3/2024	5,366.00	CAREFUSION SOLUTIONS, LLC	SURGICAL INVENTORY
A/P	205039	7/31/2024	1,790.00	CAREFUSION SOLUTIONS, LLC	SURGICAL INVENTORY
A/P	204816	7/17/2024	12,830.00	CARRIER CORPORATION	CHILLER LEASE
A/P	204877	7/24/2024	0.02	CDW GOVERNMENT, INC.	IT SUPPLIES / EQUIPMENT
A/P	205040	7/31/2024	1,317.90	CDW GOVERNMENT, INC.	IT SUPPLIES / EQUIPMENT
A/P	204739	7/10/2024	38.80	CENTRAL DRUG	PHARMACY INVENTORY
A/P	204617	7/3/2024	1,699.00	CERVEY, LLC	LICENSE FEE
A/P	204817	7/17/2024	1,650.00	CERVEY, LLC	LICENSE FEE
A/P	204618	7/3/2024	593.69	CHEMAQUA	WATER TREATMENT
A/P	205041	7/31/2024	593.69	CHEMAQUA	WATER TREATMENT
A/P	204740	7/10/2024	450.00	CHS ATHLETIC BOOSTER CLUB INC	ADVERTISING
A/P	204818	7/17/2024	58,442.23	CITIZENS MEDICAL CENTER	ANESTHESIA SERVICES
A/P	204619	7/3/2024	3,872.52	CITY OF PORT LAVACA	UTILITIES - WATER
A/P	205042	7/31/2024	7,752.21	CITY OF PORT LAVACA	UTILITIES - WATER
A/P	204819	7/17/2024	355.50	CLARITY ENROLLMENT SOLUTIONS	HR-EMPLOYEE BENEFIT ENROLLMENT
A/P	204741	7/10/2024	1,179.34	CLEARFLY	TELEPHONE
A/P	204878	7/24/2024	21,217.42	CLINICAL PATHOLOGY LABS	LABORATORY SERVICES
A/P	205043	7/31/2024	243.26	CMT MEDICAL	MEDICAL SUPPLIES
A/P	204820	7/17/2024	168.00	COASTAL OFFICE SOLUTIONS	OFFICE SUPPLIES
A/P	204821	7/17/2024	934.25	COASTAL REFRIGERATION	PURCHASED SERVICES
A/P	204879	7/24/2024	548.28	COCA COLA SOUTHWEST BEVERAGES	BEVERAGES

<u>BANK CODE</u>	<u>CK #</u>	<u>DATE</u>	<u>AMOUNT</u>	<u>PAYEE</u>	<u>NOTES</u>
A/P	204822	7/17/2024	501.72	COMBINED INSURANCE	PAYROLL DEDUCT
A/P	204823	7/17/2024	11,308.50	COMPUGROUP MEDICAL - EMDS INC.	HOSTING SERVCIES - CLINIC
A/P	205044	7/31/2024	4,864.74	COMPUGROUP MEDICAL - EMDS INC.	HOSTING SERVCIES - CLINIC
A/P	204620	7/3/2024	610.49	CONMED CORPORATION	SURGICAL SUPPLIES
A/P	205045	7/31/2024	107.55	CONMED CORPORATION	SURGICAL SUPPLIES
A/P	204742	7/10/2024	310.00	CONTROL SOLUTIONS	LAB SUPPLIES
A/P	204621	7/3/2024	78.90	COOK MEDICAL INCORPORATED	MEDICAL SUPPLIES
A/P	205046	7/31/2024	1,300.47	COOPER SURGICAL INC	SURGICAL SUPPLIES
A/P	204622	7/3/2024	2,557.65	CORROHEALTH, INC.	CODING SERVICES
A/P	205047	7/31/2024	2,274.45	CORROHEALTH, INC.	CODING SERVICES
A/P	204623	7/3/2024	245.00	COTIVITI	PURCHASED SERVICES
A/P	204880	7/24/2024	75.89	COTIVITI	PURCHASED SERVICES
A/P	205048	7/31/2024	33,543.27	CULINARY CONCESSIONS LLC	DIETARY SERVICES
A/P	204824	7/17/2024	354.80	CULLIGAN ULTRAPURE INC.	WATER
A/P	204624	7/3/2024	384.84	CUSTOM ASSEMBLIES INC	CT SUPPLIES
A/P	204743	7/10/2024	384.84	CUSTOM ASSEMBLIES INC	CT SUPPLIES
A/P	204744	7/10/2024	270.18	CYRACOM LLC	INTERPRETATION SERVICES
A/P	204825	7/17/2024	516.66	CYRACOM LLC	INTERPRETATION SERVICES
A/P	204826	7/17/2024	628.59	DETAR HOSPITAL	LABORATORY SERVICES
A/P	204625	7/3/2024	857.96	DEWITT POTH & SON	OFFICE SUPPLIES
A/P	204745	7/10/2024	1,077.86	DEWITT POTH & SON	OFFICE SUPPLIES
A/P	204827	7/17/2024	736.02	DEWITT POTH & SON	OFFICE SUPPLIES
A/P	204881	7/24/2024	190.10	DEWITT POTH & SON	OFFICE SUPPLIES
A/P	205049	7/31/2024	130.75	DEWITT POTH & SON	OFFICE SUPPLIES
A/P	204828	7/17/2024	50,311.25	DIAMOND HEALTHCARE CORP	PURCHASED SERVICES-BEHAVIORAL HEALTH
A/P	204626	7/3/2024	489.85	DIRECTV ENTERTAINMENT HOLDINGS	TELEVISION SERVICES
A/P	205050	7/31/2024	489.85	DIRECTV ENTERTAINMENT HOLDINGS	TELEVISION SERVICES
A/P	204627	7/3/2024	109,614.84	DISCOVERY MEDICAL NETWORK INC	PHYSICIAN SERVICES
A/P	204829	7/17/2024	142,980.76	DISCOVERY MEDICAL NETWORK INC	PHYSICIAN SERVICES
A/P	205051	7/31/2024	85,035.53	DISCOVERY MEDICAL NETWORK INC	PHYSICIAN SERVICES
A/P	205114	7/30/2024	92.00	DONN STRINGO	EMPLOYEE REIMBURSEMENT
A/P	204628	7/3/2024	260.00	DOWELL PEST CONTROL	PEST CONTROL
A/P	204746	7/10/2024	770.00	DOWELL PEST CONTROL	PEST CONTROL
A/P	205052	7/31/2024	75.00	DOWELL PEST CONTROL	PEST CONTROL
A/P	204629	7/3/2024	1,500.00	DR JEANNINE GRIFFIN	OB SERVICES
A/P	204630	7/3/2024	8,700.00	DR JOHN CLINTON	OB SERVICES
A/P	204631	7/3/2024	7,500.00	DR. TIMU KWI	OB SERVICES
A/P	204882	7/24/2024	343.15	DSHS CENTRAL LAB MC2004	LABORATORY SERVICES
A/P	205053	7/31/2024	395.56	DYNASTHETICS	ANESTHESIA SUPPLIES
A/P	204883	7/24/2024	484.10	ECLINICAL WORKS LLC	EMR
A/P	204830	7/17/2024	220.00	ECOLAB	DIETARY RENTAL FEES - DISHWASHER
A/P	205054	7/31/2024	220.00	ECOLAB	DIETARY RENTAL FEES - DISHWASHER
A/P	204747	7/10/2024	468.00	EITAN GROUP NORTH AMERICA, INC	INFUSION SUPPLIES
A/P	204884	7/24/2024	155.00		PATIENT REFUND
A/P	204632	7/3/2024	40,062.50	EMERGENCY STAFFING SOLUTIONS	PHYSICIAN SERVICES
A/P	204831	7/17/2024	40,062.50	EMERGENCY STAFFING SOLUTIONS	PHYSICIAN SERVICES
A/P	205055	7/31/2024	40,062.50	EMERGENCY STAFFING SOLUTIONS	PHYSICIAN SERVICES
A/P	204633	7/3/2024	3,959.20	EQUALIZE RCM SERVICES	CODING & BILLING
A/P	204885	7/24/2024	7,642.08	EQUALIZE RCM SERVICES	CODING & BILLING
A/P	204634	7/3/2024	21.98	EQUIFAX WORKFORCE SOLUTIONS	SERV FEE ANCILLARY
A/P	204886	7/24/2024	21.98	EQUIFAX WORKFORCE SOLUTIONS	SERV FEE ANCILLARY
A/P	204887	7/24/2024	281.84	ERIN CLEVENGER	TRAVEL
A/P	204635	7/3/2024	379.05	ESUTURES.COM	SURGICAL SUPPLIES
A/P	204888	7/24/2024	7,038.33	EVOQUA WATER TECHNOLOGIES LLC	CONTRACT/ FILTER/ SUPPLIES
A/P	205056	7/31/2024	1,440.00	EVOQUA WATER TECHNOLOGIES LLC	CONTRACT/ FILTER/ SUPPLIES
A/P	800549	7/5/2024	570.69	EXPERTPAY	CHILD SUPPORT
A/P	800553	7/19/2024	570.69	EXPERTPAY	CHILD SUPPORT
A/P	204832	7/17/2024	545.00	FASTHEALTH CORPORATION	WEBSITE
A/P	204889	7/24/2024	125.00	FASTHEALTH CORPORATION	WEBSITE
A/P	901266	7/8/2024	181.77	FDMS	CC MACHINE LEASE
A/P	901264	7/8/2024	75.67	FDMS	CC MACHINE LEASE
A/P	901267	7/8/2024	45.64	FDMS	CC MACHINE LEASE
A/P	901265	7/8/2024	32.45	FDMS	CC MACHINE LEASE
A/P	901268	7/8/2024	30.20	FDMS	CC MACHINE LEASE
A/P	901269	7/8/2024	30.20	FDMS	CC MACHINE LEASE
A/P	901270	7/8/2024	30.20	FDMS	CC MACHINE LEASE
A/P	901271	7/8/2024	30.20	FDMS	CC MACHINE LEASE
A/P	901272	7/8/2024	30.20	FDMS	CC MACHINE LEASE
A/P	901273	7/8/2024	30.20	FDMS	CC MACHINE LEASE
A/P	901282	7/15/2024	120.09	FDMS	CC MACHINE LEASE
A/P	901279	7/15/2024	80.06	FDMS	CC MACHINE LEASE
A/P	901280	7/15/2024	45.64	FDMS	CC MACHINE LEASE
A/P	901281	7/15/2024	40.03	FDMS	CC MACHINE LEASE
A/P	205057	7/31/2024	382.73	FEDERAL EXPRESS CORP.	FREIGHT
A/P	204890	7/24/2024	130.36	FEDEX FREIGHT	FREIGHT CHARGES
A/P	204891	7/24/2024	5,268.64	FILTER TECHNOLOGY CO, INC	PLANT SERVICES SUPPLIES
A/P	204748	7/10/2024	1,115.00	FIRETRON, INC	FIRE ALARM AND SPRINKLER INSPECTION
A/P	204637	7/3/2024	11,284.97	FISHER HEALTHCARE	LABORATORY SUPPLIES
A/P	204749	7/10/2024	781.42	FISHER HEALTHCARE	LABORATORY SUPPLIES

<u>BANK CODE</u>	<u>CK #</u>	<u>DATE</u>	<u>AMOUNT</u>	<u>PAYEE</u>	<u>NOTES</u>
A/P	204833	7/17/2024	7,173.03	FISHER HEALTHCARE	LABORATORY SUPPLIES
A/P	204892	7/24/2024	4,438.10	FISHER HEALTHCARE	LABORATORY SUPPLIES
A/P	205058	7/31/2024	14,455.15	FISHER HEALTHCARE	LABORATORY SUPPLIES
A/P	205059	7/31/2024	12,075.00	FORVIS	AUDITING FEES
A/P	204638	7/3/2024	2,510.20	FRONTIER	TELEPHONE
A/P	204750	7/10/2024	135.56	FRONTIER	TELEPHONE
A/P	204893	7/24/2024	2,626.39	FRONTIER	TELEPHONE
A/P	204751	7/10/2024	7,908.33	FUJI FILM	VERTEX
A/P	204752	7/10/2024	907.33	FUSION CONNECT	PHONE SERVICE
A/P	204945	7/24/2024	453.80		PATIENT REFUND
A/P	204894	7/24/2024	10,460.62	GBS ADMINISTRATORS, INC	EMPLOYEE INSURANCE
A/P	205060	7/31/2024	5,230.31	GBS ADMINISTRATORS, INC	EMPLOYEE INSURANCE
A/P	205061	7/31/2024	4,610.52	GE HEALTHCARE FIN SRVS	EQUIPMENT LEASE
A/P	204639	7/3/2024	216.10	GE PRECISION HEALTHCARE, LLC	EQUIP LEASE & MED SUPPLIES
A/P	204753	7/10/2024	46.35	GE PRECISION HEALTHCARE, LLC	EQUIP LEASE & MED SUPPLIES
A/P	204895	7/24/2024	216.10	GE PRECISION HEALTHCARE, LLC	EQUIP LEASE & MED SUPPLIES
A/P	205062	7/31/2024	11,825.25	GE PRECISION HEALTHCARE, LLC	EQUIP LEASE & MED SUPPLIES
A/P	204754	7/10/2024	64.00	GETINGE USA SALES LLC	SURGICAL SUPPLIES
A/P	204896	7/24/2024	295.42		PATIENT REFUND
A/P	204640	7/3/2024	431.87	GRACE FLOORING AND GLASS	FLOOR INSTALL
A/P	205063	7/31/2024	9,991.50	GRACE FLOORING AND GLASS	FLOOR INSTALL
A/P	204641	7/3/2024	2,304.09	GRAINGER	PLANT SERVICES SUPPLIES
A/P	204834	7/17/2024	871.87	GRAINGER	PLANT SERVICES SUPPLIES
A/P	204642	7/3/2024	69.00	GREAT AMERICA FINANCIAL SVCS	COPIER LEASE
A/P	204897	7/24/2024	10,430.19	GREAT AMERICA FINANCIAL SVCS	COPIER LEASE
A/P	204755	7/10/2024	350.00	GUERBET, LLC	LAB SUPPLIES
A/P	204756	7/10/2024	75.00	GULF COAST DELIVERY	REPORTS/ SLIDES
A/P	204643	7/3/2024	1,021.46	GULF COAST PAPER COMPANY	HOUSEKEEPING SUPPLIES
A/P	204757	7/10/2024	932.14	GULF COAST PAPER COMPANY	HOUSEKEEPING SUPPLIES
A/P	204835	7/17/2024	1,856.95	GULF COAST PAPER COMPANY	HOUSEKEEPING SUPPLIES
A/P	204898	7/24/2024	899.89	GULF COAST PAPER COMPANY	HOUSEKEEPING SUPPLIES
A/P	205064	7/31/2024	890.19	GULF COAST PAPER COMPANY	HOUSEKEEPING SUPPLIES
A/P	204758	7/10/2024	45.58	H + H SYSTEM, INC.	PHARMACY SUPPLIES
A/P	205065	7/31/2024	360.00	HALF LEAGUE STORAGE	STORAGE
A/P	204644	7/3/2024	73.00	HEALTH CARE LOGISTICS INC	PHARMACY SUPPLIES
A/P	205066	7/31/2024	1,036.30	HEALTH EQUITY	EMPLOYEE/EMPLOYER HSA CONTRIBUTIONS
A/P	204759	7/10/2024	3,400.00	HEALTH SOLUTIONS DIETETICS	DIETARY SERVICES
A/P	204645	7/3/2024	152.00	HEALTHCARE CODING & CONSULTING	PRO CLINIC AUDIT/ CHARTS
A/P	204899	7/24/2024	355.00	HEALTHCARE CODING & CONSULTING	PRO CLINIC AUDIT/ CHARTS
A/P	204646	7/3/2024	4,610.52	HEALTHCARE FINANCIAL SERVICES	LEASE
A/P	204836	7/17/2024	4,610.52	HEALTHCARE FINANCIAL SERVICES	LEASE
A/P	800560	7/24/2024	1,322.83	HEALTH EQUITY INC	EMPLOYEE/EMPLOYER HSA CONTRIBUTIONS
A/P	204760	7/10/2024	2,975.40	HEALTHSTREAM, INC.	EMPLOYEE EDUCATION
A/P	204647	7/3/2024	95.21	HEB CREDIT RECEIVABLES DEPT308	FOOD SUPPLIES
A/P	204761	7/10/2024	36.05	HEB CREDIT RECEIVABLES DEPT308	FOOD SUPPLIES
A/P	204648	7/3/2024	573.53	HEWLETT-PACKARD	RENTAL/DOCUMENTATION FEE
A/P	204762	7/10/2024	472.50	HOLOGIC INC	RADIOLOGY SUPPLIES
A/P	204837	7/17/2024	236.25	HOLOGIC INC	RADIOLOGY SUPPLIES
A/P	204900	7/24/2024	1,119.00	HOLT CAT	PURCHASED SERVICES - PLANT OPS
A/P	205067	7/31/2024	1,119.00	HOLT CAT	PURCHASED SERVICES - PLANT OPS
A/P	204649	7/3/2024	47,326.00	HOSPITAL CARE CONSULTANTS INC.	PHYSICIAN SERVICES
A/P	204838	7/17/2024	23,663.00	HOSPITAL CARE CONSULTANTS INC.	PHYSICIAN SERVICES
A/P	205068	7/31/2024	23,663.00	HOSPITAL CARE CONSULTANTS INC.	PHYSICIAN SERVICES
A/P	204946	7/24/2024	20.00		PATIENT REFUND
A/P	800551	7/9/2024	45,776.62	HPHG LLC	EMPLOYEE INSURANCE CLAIMS
A/P	800550	7/9/2024	20,801.00	HPHG LLC	EMPLOYEE INSURANCE CLAIMS
A/P	800554	7/18/2024	66,521.11	HPHG LLC	EMPLOYEE INSURANCE PREMIUMS
A/P	800556	7/18/2024	45,519.69	HPHG LLC	EMPLOYEE INSURANCE CLAIMS
A/P	800557	7/18/2024	31,132.33	HPHG LLC	EMPLOYEE INSURANCE CLAIMS
A/P	800555	7/18/2024	8,453.25	HPHG LLC	EMPLOYEE INSURANCE CLAIMS
A/P	800566	7/30/2024	41,014.09	HPHG LLC	EMPLOYEE INSURANCE CLAIMS
A/P	204901	7/24/2024	235.20	HUMANA	REFUND
A/P	204839	7/17/2024	14,704.03	HUNTER PHARMACY SERVICES	PAYROLL
A/P	204650	7/3/2024	1,889.50	IMAGING CENTER	PRINTER SUPPLIES
A/P	204651	7/3/2024	736.56	INOVALON PROVIDER INC.	SCHEDULING SERVICE
A/P	205069	7/31/2024	736.56	INOVALON PROVIDER INC.	SCHEDULING SERVICE
A/P	205070	7/31/2024	224.90	INTERNATIONAL BIOMEDICAL	NURSERY SUPPLIES
A/P	204652	7/3/2024	1,285.36	IRON MOUNTAIN	SHREDDING
A/P	204840	7/17/2024	1,377.01	IRON MOUNTAIN	SHREDDING
A/P	800552	7/8/2024	113,630.08	IRS USATAXPYMT	PAYROLL TAXES
A/P	800561	7/22/2024	133,397.69	IRS USATAXPYMT	PAYROLL TAXES
A/P	800565	7/31/2024	315.56	IRS USATAXPYMT	PAYROLL TAXES
A/P	204763	7/10/2024	250.00	ITERSOURCE CORPORATION	MONTHLY SUPPORT
A/P	204653	7/3/2024	885.20	J & J HEALTH CARE SYSTEMS, INC	MED/SURGICAL SUPPLIES
A/P	204841	7/17/2024	52.44		PATIENT REFUND
A/P	204654	7/3/2024	9,000.00	JINDAL X LLC	REVENUE CYCLE MANAGEMENT
A/P	204842	7/17/2024	9,000.00	JINDAL X LLC	REVENUE CYCLE MANAGEMENT
A/P	204951	7/22/2024	18,000.00	JINDAL X LLC	REVENUE CYCLE MANAGEMENT
A/P	204655	7/3/2024	4,800.00	JOHN B WRIGHT LLC	PHYSICIAN SERVICES - PEDIATRIC

<u>BANK CODE</u>	<u>CK #</u>	<u>DATE</u>	<u>AMOUNT</u>	<u>PAYEE</u>	<u>NOTES</u>
A/P	204764	7/10/2024	4,150.00	JOHN B WRIGHT LLC	PHYSICIAN SERVCIES - PEDIATRIC
A/P	204843	7/17/2024	1,500.00	JOHN B WRIGHT LLC	PHYSICIAN SERVCIES - PEDIATRIC
A/P	204656	7/3/2024	114.15	JOHNSTONE SUPPLY	PLANT SERVICES SUPPLIES
A/P	204657	7/3/2024	50.00	KAVU-TV	ADVERTISING - VACCINES
A/P	204765	7/10/2024	1,324.02	KCI USA	SURGICAL SUPPLIES
A/P	205071	7/31/2024	1,498.76	KCI USA	SURGICAL SUPPLIES
A/P	204766	7/10/2024	281.50	KENTEC MEDICAL INC	OB SUPPLIES
A/P	204658	7/3/2024	48.00	KMOL-TV	ADVERTISING - VACCINES
A/P	204902	7/24/2024	6,210.00	KNOWBE4, INC	IT - SECURITY AWAREMESS SOFTWARE TRAINING
A/P	204659	7/3/2024	6,210.00	KNOWBE4, INC.	IT - SECURITY AWAREMESS SOFTWARE TRAINING
A/P	204660	7/3/2024	80.00	KVCT-TV	ADVERTISING - VACCINES
A/P	204661	7/3/2024	56.00	KXTS-TV	ADVERTISING - VACCINES
A/P	204767	7/10/2024	48.00	KXTS-TV	ADVERTISING - VACCINES
A/P	204903	7/24/2024	26.29	LABCORP OF AMERICA HOLDINGS	LABORATORY SERVICES
A/P	204768	7/10/2024	79.98	LANGUAGE LINE SERVICES	TRANSLATION SERVICES
A/P	204844	7/17/2024	108.36	LANGUAGE LINE SERVICES	TRANSLATION SERVICES
A/P	204662	7/3/2024	558.55	LEGAL SHIELD	PAYROLL DEDUCT
A/P	204904	7/24/2024	558.55	LEGAL SHIELD	PAYROLL DEDUCT
A/P	204663	7/3/2024	2,001.00	LGC CLINICAL DIAGNOSTICS, INC.	LAB SUPPLIES
A/P	204845	7/17/2024	2,757.80	LONESTAR COMMUNICATIONS, IN	PATIENT BED REPAIR
A/P	204905	7/24/2024	471.08	LOWE'S BUSINESS ACCT/SYNCR	MISCELLANEOUS SUPPLIES
A/P	204664	7/3/2024	895.00	M G TRUST	PAYROLL DEDUCT
A/P	204769	7/10/2024	895.00	M G TRUST	PAYROLL DEDUCT
A/P	204906	7/24/2024	895.00	M G TRUST	PAYROLL DEDUCT
A/P	204947	7/24/2024	30.00		PATIENT REFUND
A/P	204665	7/3/2024	500.00	MANAGED CARE PARTNERS INC.	PROFESSIONAL FEES
A/P	204907	7/24/2024	500.00	MANAGED CARE PARTNERS INC.	PROFESSIONAL FEES
A/P	500618	7/2/2024	2,397.56	MCKESSON	340 B EXPENSE
A/P	500620	7/9/2024	31,426.66	MCKESSON	340 B EXPENSE
A/P	500622	7/16/2024	2,647.84	MCKESSON	340 B EXPENSE
A/P	500624	7/23/2024	34,373.02	MCKESSON	340 B EXPENSE
A/P	500626	7/30/2024	5,539.14	MCKESSON	340 B EXPENSE
A/P	204666	7/3/2024	1,524.60	MCKESSON MEDICAL SURGICAL INC	LAB SUPPLIES
A/P	204770	7/10/2024	4,480.75	MCKESSON MEDICAL SURGICAL INC	LAB SUPPLIES
A/P	205073	7/31/2024	3,206.05	MCKESSON MEDICAL SURGICAL INC	LAB SUPPLIES
A/P	204908	7/24/2024	1,814.00	MEDICAL AIR SERVICES ASSOC.	PAYROLL DEDUCT
A/P	205074	7/31/2024	103.77	MEDICAL DATA SYSTEMS, INC.	BUSINESS SERVICES
A/P	205075	7/31/2024	9,279.78	MEDICAL TECHNOLOGY ASSOCIATES	PLANT SERVICES-MED EQUIP MAINT
A/P	204771	7/10/2024	8.98	MEDIMPACT HEALTHCARE SYS, INC.	INDIGENT HEALTHCARE
A/P	204909	7/24/2024	9.97	MEDIMPACT HEALTHCARE SYS, INC.	INDIGENT HEALTHCARE
A/P	204673	7/3/2024	50,280.76	MEDLINE INDUSTRIES INC	MEDICAL SUPPLIES
A/P	204774	7/10/2024	28,559.91	MEDLINE INDUSTRIES INC	MEDICAL SUPPLIES
A/P	204847	7/17/2024	5,227.80	MEDLINE INDUSTRIES INC	MEDICAL SUPPLIES
A/P	204911	7/24/2024	12,234.28	MEDLINE INDUSTRIES INC	MEDICAL SUPPLIES
A/P	205079	7/31/2024	16,831.48	MEDLINE INDUSTRIES INC	MEDICAL SUPPLIES
A/P	204674	7/3/2024	521.19	MEMORIAL MEDICAL CLINIC	PAYROLL DEDUCTIONS
A/P	204775	7/10/2024	210.00	MEMORIAL MEDICAL CLINIC	PAYROLL DEDUCTIONS
A/P	204912	7/24/2024	175.00	MEMORIAL MEDICAL CLINIC	PAYROLL DEDUCTIONS
A/P	901245	7/3/2024	176.06	MERCHANT BANKCD	CREDIT CARD PROCESSING FEE
A/P	901246	7/3/2024	9.95	MERCHANT BANKCD	CREDIT CARD PROCESSING FEE
A/P	901249	7/3/2024	340.10	MERCHANT BANKCD DISCOUN	CREDIT CARD PROCESSING FEE
A/P	901248	7/3/2024	19.95	MERCHANT BANKCD DISCOUN	CREDIT CARD PROCESSING FEE
A/P	901247	7/3/2024	175.42	MERCHANT BANKCD INTERCH	CREDIT CARD PROCESSING FEE
A/P	204913	7/24/2024	1,500.00	MICHAEL GAINES	CONTINUING EDUCATION
A/P	204675	7/3/2024	253.64	MMC AUXILIARY GIFT SHOP	PAYROLL DEDUCT
A/P	204776	7/10/2024	205.88	MMC AUXILIARY GIFT SHOP	PAYROLL DEDUCT
A/P	205080	7/31/2024	157.18	MMC AUXILIARY GIFT SHOP	PAYROLL DEDUCT
A/P	204679	7/3/2024	22,166.95	MORRIS & DICKSON CO, LLC	PHARMACY INVENTORY
A/P	204777	7/10/2024	95,614.25	MORRIS & DICKSON CO, LLC	PHARMACY INVENTORY
A/P	204849	7/17/2024	35,489.34	MORRIS & DICKSON CO, LLC	PHARMACY INVENTORY
A/P	204915	7/24/2024	9,216.09	MORRIS & DICKSON CO, LLC	PHARMACY INVENTORY
A/P	205082	7/31/2024	22,679.22	MORRIS & DICKSON CO, LLC	PHARMACY INVENTORY
A/P	204680	7/3/2024	25,783.33	MUTUAL OF OMAHA	EMPLOYEE INSURANCE
A/P	205083	7/31/2024	24,396.66	MUTUAL OF OMAHA	EMPLOYEE INSURANCE
A/P	204850	7/17/2024	86.43	MXR IMAGING, INC	IMAGING SUPPLIES
A/P	204916	7/24/2024	67.48	NACOGDOCHES TRANSCRIPTION	TRANSCRIPTION
A/P	204681	7/3/2024	2,210.94	NATIONAL FARM LIFE INSURANCE	PAYROLL DEDUCT INSURANCE
A/P	205084	7/31/2024	2,210.94	NATIONAL FARM LIFE INSURANCE	PAYROLL DEDUCT INSURANCE
A/P	204948	7/24/2024	37.04		PATIENT REFUND
A/P	204682	7/3/2024	2,463.88	NEW DISTRIBUTING	PLANT SERVCIES - DIESEL
A/P	204683	7/3/2024	1,000.00	NEXION HEALTH AT NAVASOTA INC	TELEMEDICINE
A/P	204917	7/24/2024	373.22		PATIENT REFUND
A/P	204684	7/3/2024	472.50	OCCUPRO LLC	PROVIDER LICENSE
A/P	204918	7/24/2024	486.68	OCCUPRO LLC	PROVIDER LICENSE
A/P	204685	7/3/2024	406.48	OLYMPUS AMERICA INC	SURGICAL SUPPLIES
A/P	204778	7/10/2024	145.00	OLYMPUS AMERICA INC	SURGICAL SUPPLIES
A/P	204851	7/17/2024	1,511.18	OLYMPUS AMERICA INC	SURGICAL SUPPLIES
A/P	204779	7/10/2024	1,387.50	ORTHO CLINICAL DIAGNOSTICS	LABORATORY SUPPLIES
A/P	205085	7/31/2024	174.02	OWENS & MINOR	MEDICAL SUPPLIES

<u>BANK CODE</u>	<u>CK #</u>	<u>DATE</u>	<u>AMOUNT</u>	<u>PAYEE</u>	<u>NOTES</u>
A/P	204919	7/24/2024	3,084.00	PARAREV	REV INTEGRITY PROG/ QTRLY PROCESSING
A/P	205086	7/31/2024	94.86	PARTSSOURCE, LLC	MEDICAL EQUIP REPAIR SUPPLIES
A/P	901252	7/1/2024	50.40	PAY PLUS	3RD PARTY PAYOR FEE
A/P	901250	7/2/2024	154.22	PAY PLUS	3RD PARTY PAYOR FEE
A/P	901244	7/3/2024	34.05	PAY PLUS	3RD PARTY PAYOR FEE
A/P	901243	7/5/2024	28.47	PAY PLUS	3RD PARTY PAYOR FEE
A/P	901263	7/8/2024	677.28	PAY PLUS	3RD PARTY PAYOR FEE
A/P	901262	7/9/2024	118.45	PAY PLUS	3RD PARTY PAYOR FEE
A/P	901255	7/10/2024	35.17	PAY PLUS	3RD PARTY PAYOR FEE
A/P	901254	7/11/2024	126.10	PAY PLUS	3RD PARTY PAYOR FEE
A/P	901253	7/12/2024	80.36	PAY PLUS	3RD PARTY PAYOR FEE
A/P	901278	7/15/2024	74.60	PAY PLUS	3RD PARTY PAYOR FEE
A/P	901277	7/16/2024	18.48	PAY PLUS	3RD PARTY PAYOR FEE
A/P	901276	7/17/2024	198.56	PAY PLUS	3RD PARTY PAYOR FEE
A/P	901275	7/18/2024	154.76	PAY PLUS	3RD PARTY PAYOR FEE
A/P	901274	7/19/2024	237.67	PAY PLUS	3RD PARTY PAYOR FEE
A/P	901288	7/22/2024	100.84	PAY PLUS	3RD PARTY PAYOR FEE
A/P	901287	7/23/2024	183.65	PAY PLUS	3RD PARTY PAYOR FEE
A/P	901286	7/24/2024	14.14	PAY PLUS	3RD PARTY PAYOR FEE
A/P	901285	7/25/2024	62.58	PAY PLUS	3RD PARTY PAYOR FEE
A/P	901284	7/26/2024	396.79	PAY PLUS	3RD PARTY PAYOR FEE
A/P	901291	7/31/2024	60.74	PAY PLUS	3RD PARTY PAYOR FEE
A/P	901292	7/30/2024	152.14	PAY PLUS	3RD PARTY PAYOR FEE
A/P	901293	7/29/2024	77.97	PAY PLUS	3RD PARTY PAYOR FEE
A/P	204780	7/10/2024	167.28	PERFORMANCE HEALTH	PHYSICAL THERAPY SUPPLIES
A/P	204686	7/3/2024	527.64	PITNEY BOWES INC	POSTAGE/ RENTAL MAIL MACHINE
A/P	204687	7/3/2024	750.00	POC ELECTRIC, LLC	INSTALLATION
A/P	204688	7/3/2024	26.25	PORT LAVACA WAVE	ADVERTISING
A/P	204781	7/10/2024	476.25	PORT LAVACA WAVE	ADVERTISING
A/P	204782	7/10/2024	239.98	POWER HARDWARE	PLANT SERVICES SUPPLIES
A/P	204920	7/24/2024	340.60	PRECISION DYNAMICS CORP (PDC)	MEDICAL SUPPLIES
A/P	204852	7/17/2024	2,898.92	PRESS GANEY ASSOCIATES, INC.	PROFESSIONAL FEES
A/P	204783	7/10/2024	257.97	PRINT RITE INC.	MEDICAL SUPPLIES
A/P	204921	7/24/2024	1,939.31	PRO ENERGY PARTNERS LLC	FUEL/PLANT OPS/ENERGY SERVICES
A/P	204784	7/10/2024	211.68	QUVA PHARMA INC	PHARMACY INVENTORY
A/P	204689	7/3/2024	41.39	R & D BATTERIES INC	BATTERIES/MEDICAL SUPPLIES
A/P	205087	7/31/2024	900.00	RADCOM ASSOCIATES, LLC	MEDICAL PHYSICS
A/P	204690	7/3/2024	1,791.67	RADSOURCE	SERVICE AGREEMENT
A/P	204785	7/10/2024	1,708.33	RADSOURCE	SERVICE AGREEMENT
A/P	205088	7/31/2024	3,500.00	RADSOURCE	SERVICE AGREEMENT
A/P	204691	7/3/2024	3,186.00	REED, CLAYMON, MEEKER & HARGET	LEGAL SERVICES
A/P	204922	7/24/2024	490.00	REED, CLAYMON, MEEKER & HARGET	LEGAL SERVICES
A/P	204692	7/3/2024	7,000.00	REPUBLIC PAIN SPECIALISTS	PROCEDURE FEES
A/P	204786	7/10/2024	1,738.62	REPUBLIC SERVICES #847	TRASH SERVICIES
A/P	204787	7/10/2024	392.84	SAMS CLUB	MISCELLANEOUS SUPPLIES
A/P	204693	7/3/2024	766.91	SHERWIN WILLIAMS	PLANT SERVICE SUPPLIES
A/P	204788	7/10/2024	1,333.33	SIEMENS FINANCIAL SERVICES	DIAGNOSTIC IMAGING EQUIP LEASE
A/P	204853	7/17/2024	4,038.24	SIEMENS FINANCIAL SERVICES	DIAGNOSTIC IMAGING EQUIP LEASE
A/P	204694	7/3/2024	2,451.95	SIEMENS MEDICAL SOLUTIONS INC	MAMMO EXAM EQUIP LEASE
A/P	204789	7/10/2024	3,507.72	SIEMENS MEDICAL SOLUTIONS INC	MAMMO EXAM EQUIP LEASE
A/P	205089	7/31/2024	2,451.95	SIEMENS MEDICAL SOLUTIONS INC	MAMMO EXAM EQUIP LEASE
A/P	204854	7/17/2024	410.00	SIGN AD, LTD.	ADVERTISING
A/P	205090	7/31/2024	410.00	SIGN AD, LTD.	ADVERTISING
A/P	204695	7/3/2024	222.00	SIMMLER, INC.	LABORATORY SUPPLIES
A/P	204855	7/17/2024	9,132.65	SINGLETON ASSOCIATES, P.A.	ONSITE SERVICES RADIOLOGY
A/P	204696	7/3/2024	2,525.00	SOMETHING MORE MEDIA, INC.	ADVERTISING
A/P	204790	7/10/2024	10,296.00	SOUTH TEXAS BLOOD & TISSUE CEN	BLOOD
A/P	205091	7/31/2024	2,147.00	SOUTH TEXAS BLOOD & TISSUE CEN	BLOOD
A/P	204697	7/3/2024	280.30	SPARKLIGHT	INTERNET/ CABLE
A/P	204923	7/24/2024	134.82	SPARKLIGHT	INTERNET/ CABLE
A/P	205092	7/31/2024	135.03	SPARKLIGHT	INTERNET/ CABLE
A/P	204791	7/10/2024	9,836.92	SPBS CLINICAL EQUIPMENT SRVC	PM CONTRACT
A/P	205093	7/31/2024	822.53	SPBS CLINICAL EQUIPMENT SRVC	PM CONTRACT
A/P	204792	7/10/2024	375.00	ST DAVIDS HEALTHCARE	CONNECTIVITY FEE
A/P	204924	7/24/2024	550.00	STANFORD VACUUM SERVICE	GREASE TRAP
A/P	204793	7/10/2024	42.91	STAPLES	OFFICE SUPPLIES
A/P	204856	7/17/2024	120.56	STAPLES	OFFICE SUPPLIES
A/P	204925	7/24/2024	220.00		PATIENT REFUND
A/P	204926	7/24/2024	3,077.93	STERICYCLE, INC	WASTE DISPOSAL
A/P	205094	7/31/2024	3,079.00	STERICYCLE, INC	WASTE DISPOSAL
A/P	204698	7/3/2024	622.30	STERIS CORPORATION	SURGICAL SUPPLIES
A/P	204794	7/10/2024	473.02	STERIS CORPORATION	SURGICAL SUPPLIES
A/P	204857	7/17/2024	1,698.90	STERIS CORPORATION	SURGICAL SUPPLIES
A/P	204927	7/24/2024	590.36	STERIS CORPORATION	SURGICAL SUPPLIES
A/P	205095	7/31/2024	62.46	STERIS CORPORATION	SURGICAL SUPPLIES
A/P	204699	7/3/2024	687.00	STERIS INSTRUMENT MANAGEMENT	SURGICAL SUPPLIES
A/P	204949	7/24/2024	250.00		PATIENT REFUND
A/P	204700	7/3/2024	1,397.25	STRYKER SALES CORP	MEDICAL EQUIPMENT / SUPPLIES
A/P	204795	7/10/2024	907.10	STRYKER SALES CORP	MEDICAL EQUIPMENT / SUPPLIES

<u>BANK CODE</u>	<u>CHK#</u>	<u>DATE</u>	<u>AMOUNT</u>	<u>PAYEE</u>	<u>NOTES</u>
A/P	205096	7/31/2024	143.24	STRYKER SALES CORP	MEDICAL EQUIPMENT / SUPPLIES
A/P	204796	7/10/2024	4,360.00	SURGICAL DIRECT SOUTH	SUPPLIES
A/P	205097	7/31/2024	4,540.00	SURGICAL DIRECT SOUTH	SUPPLIES
A/P	205098	7/31/2024	344.00	TASHA NORMAN, FNP	CONTINUING EDUCATION
A/P	204928	7/24/2024	2,625.00	TEXAS A&M HEALTH SCIENCE CENTE	PHYSICIAN PEER REVIEW SERVICES
A/P	204701	7/3/2024	5,080.14	TEXAS ASSOCIATION OF COUNTIES	UNEMPLOYMENT CONTRIBUTION
A/P	800559	7/15/2024	177,750.82	TEXAS COUNTY DRS	RETIREMENT FUNDING
A/P	204797	7/10/2024	60.00	TEXAS DEPARTMENT OF LICENSING	BOILER CERT
A/P	204859	7/17/2024	31,325.00	TEXAS ELITE THERAPY TEAM LLC	STAFFING - OCCUPATIONAL THERAPY
A/P	204860	7/17/2024	4,588.00	TEXAS MUTUAL INSURANCE CO	WORKERS COMP
A/P	204702	7/3/2024	3,487.50	THE COMPLIANCE TEAM, INC	ACCREDITATION CONTRACT
A/P	204861	7/17/2024	2,137.50	THE COMPLIANCE TEAM, INC	ACCREDITATION CONTRACT
A/P	204703	7/3/2024	4,401.25	TK ELEVATOR CORPORATION	ELEVATOR MAINTENANCE AND REPAIR
A/P	204798	7/10/2024	376.72	TMS SOUTH	PLANT SERVICES SUPPLIES
A/P	204862	7/17/2024	196.88	TMS SOUTH	PLANT SERVICES SUPPLIES
A/P	205099	7/31/2024	28.92	TMS SOUTH	PLANT SERVICES SUPPLIES
A/P	204799	7/10/2024	7,837.50	TRIAGE, LLC	AGENCY STAFFING
A/P	204863	7/17/2024	3,467.50	TRIAGE, LLC	AGENCY STAFFING
A/P	204929	7/24/2024	3,467.50	TRIAGE, LLC	AGENCY STAFFING
A/P	205100	7/31/2024	3,467.50	TRIAGE, LLC	AGENCY STAFFING
A/P	204704	7/3/2024	546.95	TRIOSE, INC	FREIGHT
A/P	205101	7/31/2024	586.56	TRIOSE, INC	FREIGHT
A/P	204705	7/3/2024	1,587.97	TRIZETTO PROVIDER SOLUTIONS	MAINT FEE/ PATIENT STATEMENT
A/P	204930	7/24/2024	1,587.97	TRIZETTO PROVIDER SOLUTIONS	MAINT FEE/ PATIENT STATEMENT
A/P	204800	7/10/2024	556.90	TRUBRIDGE	BUSINESS OFFICE SERVICES
A/P	204706	7/3/2024	8,188.44	TRUBRIDGE, LLC	BUSINESS OFFICE SERVICES
A/P	204864	7/17/2024	11,019.43	TRUBRIDGE, LLC	BUSINESS OFFICE SERVICES
A/P	205102	7/31/2024	29,708.66	TRUBRIDGE, LLC	BUSINESS OFFICE SERVICES/SOFTWARE
A/P	204707	7/3/2024	2,486.25	TRUSTED HEALTH, INC	NURSE STAFFING - ER
A/P	204801	7/10/2024	2,890.00	TRUSTED HEALTH, INC	NURSE STAFFING - ER
A/P	204865	7/17/2024	3,060.00	TRUSTED HEALTH, INC	NURSE STAFFING - ER
A/P	205103	7/31/2024	2,932.50	TRUSTED HEALTH, INC	NURSE STAFFING - ER
A/P	901257	7/10/2024	1,436.16	TSYS	CREDIT CARD PROCESSING FEE
A/P	901260	7/10/2024	1,257.03	TSYS	CREDIT CARD PROCESSING FEE
A/P	901256	7/10/2024	818.52	TSYS	CREDIT CARD PROCESSING FEE
A/P	901259	7/10/2024	606.62	TSYS	CREDIT CARD PROCESSING FEE
A/P	901258	7/10/2024	340.89	TSYS	CREDIT CARD PROCESSING FEE
A/P	901261	7/10/2024	168.29	TSYS	CREDIT CARD PROCESSING FEE
A/P	204858	7/17/2024	6,130.42	T-SYSTEM, INC	PHYSICIAN TRACKING LICENSE
A/P	204708	7/3/2024	4,134.80	UNIFIRST HOLDINGS INC	LAUNDRY
A/P	204802	7/10/2024	11,387.15	UNIFIRST HOLDINGS INC	LAUNDRY
A/P	204866	7/17/2024	4,341.08	UNIFIRST HOLDINGS INC	LAUNDRY
A/P	204931	7/24/2024	7,102.26	UNIFIRST HOLDINGS INC	LAUNDRY
A/P	205104	7/31/2024	13,616.78	UNIFIRST HOLDINGS INC	LAUNDRY
A/P	204932	7/24/2024	1,488.14	UPDOX LLC	HIPPA COMPLIANT eFAX
A/P	204803	7/10/2024	2,200.00	US POSTAL SERVICE	POSTAGE
A/P	204804	7/10/2024	29.00	VICTORIA ADVOCATE	NEWSPAPER
A/P	204636	7/3/2024	0.00	VOIDED	VOIDED
A/P	204667	7/3/2024	0.00	VOIDED	VOIDED
A/P	204668	7/3/2024	0.00	VOIDED	VOIDED
A/P	204669	7/3/2024	0.00	VOIDED	VOIDED
A/P	204670	7/3/2024	0.00	VOIDED	VOIDED
A/P	204671	7/3/2024	0.00	VOIDED	VOIDED
A/P	204672	7/3/2024	0.00	VOIDED	VOIDED
A/P	204676	7/3/2024	0.00	VOIDED	VOIDED
A/P	204677	7/3/2024	0.00	VOIDED	VOIDED
A/P	204678	7/3/2024	0.00	VOIDED	VOIDED
A/P	204715	7/3/2024	0.00	VOIDED	VOIDED
A/P	204772	7/10/2024	0.00	VOIDED	VOIDED
A/P	204773	7/10/2024	0.00	VOIDED	VOIDED
A/P	204846	7/17/2024	0.00	VOIDED	VOIDED
A/P	204848	7/17/2024	0.00	VOIDED	VOIDED
A/P	204910	7/24/2024	0.00	VOIDED	VOIDED
A/P	204914	7/24/2024	0.00	VOIDED	VOIDED
A/P	205034	7/31/2024	0.00	VOIDED	VOIDED
A/P	205072	7/31/2024	0.00	VOIDED	VOIDED
A/P	205076	7/31/2024	0.00	VOIDED	VOIDED
A/P	205077	7/31/2024	0.00	VOIDED	VOIDED
A/P	205078	7/31/2024	0.00	VOIDED	VOIDED
A/P	205081	7/31/2024	0.00	VOIDED	VOIDED
A/P	204933	7/24/2024	554.00	WAGeworks	ADMIN FEE
A/P	204709	7/3/2024	516.33	WEBPT, INC	SUBSCRIPTION
A/P	700136	7/19/2024	1,986.52	WEPFILE TAX PYMT	SALES TAX
A/P	204710	7/3/2024	5,644.85	WERFEN USA LLC	MEDICAL / LABORATORY SUPPLIES
A/P	204805	7/10/2024	1,350.55	WERFEN USA LLC	MEDICAL / LABORATORY SUPPLIES
A/P	204934	7/24/2024	5,708.55	WERFEN USA LLC	MEDICAL / LABORATORY SUPPLIES
A/P	205105	7/31/2024	4,065.78	WERFEN USA LLC	MEDICAL / LABORATORY SUPPLIES
A/P	204950	7/24/2024	30.00		PATIENT REFUND
A/P	901283	7/26/2024	2,439.96	WIRE OUT CBNA	CITIBANK CREDIT CARD PAYMENT

BANK CODE	CK #	DATE	AMOUNT	PAYEE	NOTES
A/P	800558	7/17/2024	6,213.61	WIRE OUT HEALTHEQUITY	
A/P	204806	7/10/2024	13,900.00	WOUND CARE SPECIALISTS	WAGEWORKS WOUND CARE SERVICES

A/P TOTALS 2,665,849.45

NHG	000214	7/5/2024	540.55	MMC OPERATING
NHG	000215	7/5/2024	21,393.28	MMC OPERATING
NHG	000216	7/5/2024	3,706.93	MMC OPERATING
NHG	000218	7/31/2024	22,341.10	MMC OPERATING
NHF	000250	7/5/2024	216.76	MMC OPERATING
NHF	000251	7/5/2024	7,065.29	MMC OPERATING
NHF	000252	7/17/2024	3,870.44	MMC OPERATING
NHF	000254	7/31/2024	7,195.14	MMC OPERATING
NHB	000278	7/5/2024	8,395.32	MMC OPERATING
NHB	000279	7/5/2024	583.99	MMC OPERATING
NHB	000280	7/17/2024	4,584.35	MMC OPERATING
NHB	000282	7/31/2024	8,522.23	MMC OPERATING
NHC	000347	7/5/2024	842.36	MMC OPERATING
NHC	000348	7/5/2024	5,691.60	MMC OPERATING
NHC	000349	7/5/2024	6,500.00	TUSCANY VILLAGE
NHC	000350	7/17/2024	3,419.45	MMC OPERATING
NHC	000351	7/17/2024	12,597.86	TUSCANY
NHC	000352	7/17/2024	9,394.00	TUSCANY
NHC	000354	7/31/2024	6,356.82	MMC OPERATING
BSL	001044	7/5/2024	666.51	MMC OPERATING
BSL	001045	7/5/2024	20,005.81	MMC OPERATING
BSL	001046	7/5/2024	17,984.64	SOLERA
BSL	001047	7/5/2024	19,478.20	BROADMOOR
BSL	001049	7/31/2024	21,968.59	MMC OPERATING
TUS	001158	7/5/2024	14,137.30	MMC OPERATING
TUS	001160	7/17/2024	7,695.10	MMC OPERATING
TUS	001162	7/31/2024	14,303.25	MMC OPERATING
NHA	001241	7/5/2024	579.79	MMC OPERATING
NHA	001244	7/5/2024	22,587.00	MMC OPERATING
NHA	001245	7/17/2024	12,430.83	MMC OPERATING
NHA	001247	7/31/2024	23,109.97	MMC OPERATING
NHS	001304	7/5/2024	745.93	MMC OPERATING
NHS	001305	7/5/2024	6,824.60	MMC OPERATING
NHS	001306	7/17/2024	3,703.09	MMC OPERATING
NHS	001308	7/31/2024	6,883.66	MMC OPERATING

NURSING HOME TOTALS 326,321.74

ICP	012636	7/2/2024	4,166.67	MEMORIAL MEDICAL CENTER
ICP	012637	7/16/2024	4,166.67	MEMORIAL MEDICAL CENTER
ICP	012638	7/16/2024	60.50	MEMORIAL MEDICAL CENTER
ICP	012639	7/16/2024	8.98	MEMORIAL MEDICAL CENTER

ICP TOTAL 8,402.82

A/P	204711	7/3/2024	8,807.86	ASHFORD GARDENS	NURSING HOME
A/P	204712	7/3/2024	77,183.13	BETHANY SENIOR LIVING	NURSING HOME
A/P	204713	7/3/2024	3,421.66	BROADMOOR AT CREEKSIDE PARK	NURSING HOME
A/P	204714	7/3/2024	2,802.67	FORTBEND HEALTHCARE CENTER	NURSING HOME
A/P	204716	7/3/2024	113,517.22	GOLDENCREEK HEALTHCARE	NURSING HOME
A/P	204717	7/3/2024	3,701.20	SOLERA WEST HOUSTON	NURSING HOME
A/P	204718	7/3/2024	12,047.25	THE CRESCENT	NURSING HOME
A/P	204719	7/3/2024	17,394.34	TUSCANY VILLAGE	NURSING HOME
A/P	204720	7/10/2024	17,901.09	BETHANY SENIOR LIVING	NURSING HOME
A/P	204721	7/10/2024	1,428.00	BROADMOOR AT CREEKSIDE PARK	NURSING HOME
A/P	204722	7/10/2024	77,030.11	GOLDENCREEK HEALTHCARE	NURSING HOME
A/P	204723	7/10/2024	7,094.39	SOLERA WEST HOUSTON	NURSING HOME
A/P	204724	7/10/2024	9,084.00	THE CRESCENT	NURSING HOME
A/P	204725	7/10/2024	14,088.00	TUSCANY VILLAGE	NURSING HOME
A/P	204867	7/17/2024	47,497.20	BETHANY SENIOR LIVING	NURSING HOME
A/P	204868	7/17/2024	8,748.14	GOLDENCREEK HEALTHCARE	NURSING HOME
A/P	204869	7/17/2024	6,324.00	THE CRESCENT	NURSING HOME
A/P	204938	7/24/2024	0.00	BETHANY SENIOR LIVING	NURSING HOME
A/P	204939	7/24/2024	0.00	BROADMOOR AT CREEKSIDE PARK	NURSING HOME
A/P	204940	7/24/2024	115,243.85	BETHANY SENIOR LIVING	NURSING HOME
A/P	204941	7/24/2024	605.34	BROADMOOR AT CREEKSIDE	NURSING HOME
A/P	204942	7/24/2024	53,135.27	GOLDENCREEK HEALTHCARE	NURSING HOME
A/P	204943	7/24/2024	14,217.51	THE CRESCENT	NURSING HOME
A/P	204944	7/24/2024	3,300.00	TUSCANY VILLAGE	NURSING HOME
A/P	205106	7/31/2024	8,344.35	ASHFORD GARDENS	NURSING HOME
A/P	205107	7/31/2024	29,995.38	BETHANY SENIOR LIVING	NURSING HOME
A/P	205108	7/31/2024	18,505.63	BROADMOOR AT CREEKSIDE PARK	NURSING HOME
A/P	205109	7/31/2024	2,741.62	FORTBEND HEALTHCARE CENTER	NURSING HOME
A/P	205110	7/31/2024	86,864.70	GOLDENCREEK HEALTHCARE	NURSING HOME
A/P	205111	7/31/2024	2,354.25	SOLERA WEST HOUSTON	NURSING HOME
A/P	205112	7/31/2024	5,271.85	THE CRESCENT	NURSING HOME

<u>BANK CODE</u>	<u>CK #</u>	<u>DATE</u>	<u>AMOUNT</u>	<u>PAYEE</u>	<u>NOTES</u>
A/P	205113	7/31/2024	4,676.08	TUSCANY VILLAGE	NURSING HOME
	NURSING HOME AP TOTALS		773,326.09		
P/R	63423	7/5/2024	28.89	Pay Period 06/14/24-06/27/24	
P/R	63424	7/5/2024	626.52	Pay Period 06/14/24-06/27/24	
P/R	63425	7/5/2024	644.75	Pay Period 06/14/24-06/27/24	
P/R	63426	7/5/2024	1,082.73	Pay Period 06/14/24-06/27/24	
P/R	63427	7/19/2024	254.39	Pay Period 06/28/24-07/11/24	
P/R	63428	7/19/2024	161.15	Pay Period 06/28/24-07/11/24	
P/R	63429	7/19/2024	1,073.13	Pay Period 06/28/24-07/11/24	
P/R	99999	7/5/2024	360,453.83	Pay Period 06/14/24-06/27/24	
P/R	99999	7/19/2024	397,607.77	Pay Period 06/28/24-07/11/24	
	P/R TOTALS		761,933.16		
A/P	201120	7/30/2024	(92.00)	DONN STRINGO	
A/P	203336	7/22/2024	(9,000.00)	JINDAL X LLC	
A/P	204412	7/30/2024	(7,500.00)	SERVICE SUPPLY OF VICTORIA INC	
	Voided AP Checks		(16,592.00)		
	Grand Total		4,519,241.26		

MEMORIAL MEDICAL CENTER
GROSS PAYROLL REPORT - JULY 2024

PRTitle	PRDeptName	PRTotGross
SECURITY SUPERVISOR	SECURITY	\$ 3,631.76
OPERATOR	CLINIC FS	\$ 2,756.90
LICENSED VOCATIONAL	MEMORIAL MEDICAL CLINIC	\$ 3,903.54
PURCHASING AGENT	CENTRAL SUPPLY	\$ 2,586.86
REGISTERED NURSE	MED/SURG	\$ 4,516.54
REGISTERED NURSE	MED/SURG	\$ 9,195.22
LICENSED VOCATIONAL	OBSTETRICS	\$ 4,543.13
REGISTERED NURSE	MED/SURG	\$ 10,274.01
REGISTERED NURSE	OBSTETRICS	\$ 6,593.43
REGISTERED NURSE	EMERGENCY ROOM	\$ 7,229.28
DIRECTOR OF INPT SVC	MED/SURG	\$ 9,652.16
EXECUTIVE ASSISTANT	ADMINISTRATION	\$ 4,507.20
LICENSED VOCATIONAL	SURGERY	\$ 4,876.09
MEDICAL LAB TECH	LABORATORY	\$ 7,068.01
MEDICAL TECHNOLOGIST	LABORATORY	\$ 392.00
LAB ASSISTANT	MMC CLINIC - LABORATORY	\$ 3,643.37
MEDICAL LAB TECH	LABORATORY	\$ 6,547.21
REGISTERED NURSE	MED/SURG	\$ 2,909.58
REGISTERED NURSE	OBSTETRICS	\$ 3,556.82
REGISTERED NURSE	EMERGENCY ROOM	\$ 5,504.61
REGISTERED NURSE	MED/SURG	\$ 3,832.47
CLINICAL IT SPCLST	ADMINISTRATION-CLINICAL SERVIC	\$ 7,588.71
REGISTERED NURSE	OBSTETRICS	\$ 5,433.84
REGISTERED NURSE	OBSTETRICS	\$ 1,395.82
REGISTERED NURSE	OBSTETRICS	\$ 447.38
REGISTERED NURSE	OBSTETRICS	\$ 5,380.40
INTERIM CEO	ADMINISTRATION	\$ 17,627.84
LVN	MED/SURG	\$ 830.35
REGISTERED NURSE	MED/SURG	\$ 8,081.43
OCCUPATIONAL THERAPY	OCCUPATIONAL THERAPY	\$ 7,345.60
LICENSED VOCATIONAL	MED/SURG	\$ 5,383.80
NURSE PRACTITIONER	MEMORIAL MEDICAL CLINIC	\$ 20,165.98
REGISTERED NURSE	MED/SURG	\$ 8,240.37
CERTIFIED NURSE AIDE	MED/SURG	\$ 3,726.67
CERTIFIED NURSE AIDE	MED/SURG	\$ 375.44
REGISTERED NURSE	EMERGENCY ROOM	\$ 4,333.17
REGISTERED NURSE	EMERGENCY ROOM	\$ 214.50
REGISTERED NURSE	MED/SURG	\$ 5,187.12
REGISTERED NURSE	MED/SURG	\$ 5,472.42
REGISTERED NURSE	MED/SURG	\$ 4,281.99
REGISTERED NURSE	MED/SURG	\$ 4,978.52
CASE MANAGER/UR/DP	UTILIZATION REVIEW	\$ 6,080.02
REGISTERED NURSE	ICU	\$ 5,079.19
CERTIFIED NURSE AIDE	MED/SURG	\$ 933.75
REGISTERED NURSE	MED/SURG	\$ 6,595.30
CERTIFIED NURSE AIDE	MED/SURG	\$ 379.50
REGISTERED NURSE	OBSTETRICS	\$ 10,493.04
REGISTERED NURSE	MED/SURG	\$ 268.25

REGISTERED NURSE	SURGERY	\$	1,894.13
REGISTERED NURSE	MED/SURG	\$	5,526.01
CERTIFIED NURSE AIDE	MED/SURG	\$	1,974.85
STUDENT NURSE TECH	MED/SURG	\$	1,910.43
REGISTERED NURSE	EMERGENCY ROOM	\$	1,323.52
REGISTERED NURSE	MED/SURG	\$	462.25
REGISTERED NURSE	MED/SURG	\$	6,049.20
CERTIFIED NURSE AIDE	MED/SURG	\$	2,120.14
REGISTERED NURSE	MED/SURG	\$	2,635.32
LVN	MED/SURG	\$	4,267.58
REGISTERED NURSE	OBSTETRICS	\$	6,844.94
INFUSION NURSE	IV THERAPY	\$	4,451.15
REGISTERED NURSE	ICU	\$	8,018.05
REGISTERED NURSE	MED/SURG	\$	6,727.83
REGISTERED NURSE	EMERGENCY ROOM	\$	1,432.51
CLINICAL COORDINATOR	MEMORIAL MEDICAL CLINIC	\$	5,696.29
REGISTERED NURSE	ICU	\$	6,180.51
STUDENT NURSE TECH	MED/SURG	\$	1,344.35
LICENSED VOCATIONAL	MED/SURG	\$	3,581.74
NURSE PRACTITIONER	HOSPITAL CAMPUS RHC	\$	20,659.81
CERTIFIED NURSE AIDE	MED/SURG	\$	2,464.58
DIRECTOR OF QUALITY	ADMINISTRATION-CLINICAL SERVIC	\$	6,272.00
REG PHARM TECH SUPER	PHARMACY	\$	5,046.97
NURSE PRACTITIONER	MEMORIAL MEDICAL CLINIC	\$	19,405.39
REGISTERED NURSE	ICU	\$	7,723.17
REGISTERED NURSE	OBSTETRICS	\$	4,480.05
REGISTERED NURSE	ICU	\$	3,058.19
REGISTERED NURSE	ICU	\$	5,303.60
PREADMISSION NURSE	SURGERY	\$	3,716.52
REGISTERED NURSE	SURGERY	\$	6,117.99
HIM SPECIALIST	HEALTH INFORMATION MANAGEMEN	\$	3,215.00
REGISTERED NURSE	OBSTETRICS	\$	9,993.85
REGISTERED NURSE	OBSTETRICS	\$	1,768.73
REGISTERED NURSE	OBSTETRICS	\$	1,230.24
CERTIFIED STERIL TEC	SURGERY	\$	3,331.94
MATERIALS MNGMT MNGR	CENTRAL SUPPLY	\$	4,942.40
CENTRAL SUPPLY TECH	CENTRAL SUPPLY	\$	1,673.00
DIRECTOR	EMERGENCY ROOM	\$	11,774.02
REGISTERED NURSE	EMERGENCY ROOM	\$	4,758.33
REGISTERED NURSE	EMERGENCY ROOM	\$	6,918.83
REGISTERED NURSE	MED/SURG	\$	3,060.75
REGISTERED NURSE	EMERGENCY ROOM	\$	1,442.82
REGISTERED NURSE	EMERGENCY ROOM	\$	3,777.83
TRAUMA COORDINATOR	ADMINISTRATION-CLINICAL SERVIC	\$	7,212.97
REGISTERED NURSE	EMERGENCY ROOM	\$	5,872.03
LAB ASSISTANT	LABORATORY	\$	26.25
MLT	LABORATORY	\$	290.00
REGISTERED NURSE	MED/SURG	\$	1,339.75
REGISTERED NURSE	EMERGENCY ROOM	\$	1,345.51
LAB ASSISTANT	LABORATORY	\$	1,256.69
REGISTERED NURSE	EMERGENCY ROOM	\$	9,170.88
LAB ASSISTANT	LABORATORY	\$	223.13

LAB ASSISTANT	LABORATORY	\$	2,302.67
MEDICAL LAB TECH	LABORATORY	\$	4,728.00
CHEMISTRY/BB SPVS	LABORATORY	\$	8,261.81
MEDICAL LAB TECH	LABORATORY	\$	5,176.25
MLT	LABORATORY	\$	8,750.91
MEDICAL ASSISTANT	HOSPITAL CAMPUS RHC	\$	1,341.67
MEDICAL TECHNOLOGIST	LABORATORY	\$	7,416.76
LAB ASSISTANT	LABORATORY	\$	1,437.38
REGISTERED NURSE	EMERGENCY ROOM	\$	480.94
MEDICAL TECH	LABORATORY	\$	2,541.25
LAB ASSISTANT	LABORATORY	\$	414.50
LAB COORDINATOR	LABORATORY	\$	7,052.82
MEDICAL LAB TECH	MMC CLINIC - LABORATORY	\$	3,760.63
LAB ASSISTANT	LABORATORY	\$	2,133.75
MEDICAL LAB TECH	LABORATORY	\$	4,289.63
LAB ASSISTANT	LABORATORY	\$	1,829.76
REGISTERED NURSE	MED/SURG	\$	4,692.61
REGISTERED NURSE	MED/SURG	\$	4,721.65
CENTRAL SUPPLY TECH	CENTRAL SUPPLY	\$	1,760.75
CERTIFIED NURSE AIDE	MED/SURG	\$	2,464.98
REGISTERED NURSE	EMERGENCY ROOM	\$	8,278.14
RADIOLOGICAL TECH	DIAGNOSTIC IMAGING	\$	5,669.60
RECEPT/SECRETARY	DIAGNOSTIC IMAGING	\$	2,676.53
XRAY TECHNICIAN	DIAGNOSTIC IMAGING	\$	1,353.44
RADIOLOGY TECH	DIAGNOSTIC IMAGING	\$	3,910.12
RADIOLOGY TECH	DIAGNOSTIC IMAGING	\$	448.00
RADIOLOGIC TECH	DIAGNOSTIC IMAGING	\$	5,259.15
RADIOLOGICAL TECH	DIAGNOSTIC IMAGING	\$	6,529.00
LEAD MAMMO TECH	DIAGNOSTIC IMAGING	\$	5,088.14
NUCLEAR MED TECH	DIAGNOSTIC IMAGING	\$	7,289.60
RADIOLOGICAL TECH	DIAGNOSTIC IMAGING	\$	5,905.49
RADIOLOGICAL TECH	DIAGNOSTIC IMAGING	\$	5,046.08
PHARMACY TECH	PHARMACY	\$	3,158.00
PHARMACY TECHNICIAN	PHARMACY	\$	3,370.45
PHARMACY TECHNICIAN	PHARMACY	\$	3,123.04
RECEPTIONIST	MEMORIAL MEDICAL CLINIC	\$	887.04
INS COORDINATOR	PATIENT FINANCIAL SERVICES	\$	2,619.00
RECEPTIONIST	CLINIC FS	\$	2,120.92
MEDICAL ASSISTANT	MEMORIAL MEDICAL CLINIC	\$	2,105.72
CERTIFIED NURSE AIDE	MED/SURG	\$	2,765.39
LICENSED VOCATIONAL	MEMORIAL MEDICAL CLINIC	\$	4,001.26
RECEPTIONIST	CLINIC FS	\$	2,717.05
RECEPTIONIST	MEMORIAL MEDICAL CLINIC	\$	1,910.20
RECEPTIONIST	CLINIC FS	\$	2,975.00
REFERRAL SPECIALIST	CLINIC FS	\$	2,716.31
OPERATOR	CLINIC FS	\$	2,441.50
COLLECTIONS CLERK	PATIENT FINANCIAL SERVICES	\$	2,199.12
OPERATOR	CLINIC FS	\$	2,666.94
NURSE PRACTITIONER	MEMORIAL MEDICAL CLINIC	\$	8,216.92
MEDICAL ASSISTANT	MEMORIAL MEDICAL CLINIC	\$	2,276.41
MEDICAL ASSISTANT	HOSPITAL CAMPUS RHC	\$	2,875.40
LICENSED VOCATIONAL	HOSPITAL CAMPUS RHC	\$	3,191.25

MEDICAL ASSISTANT	MEMORIAL MEDICAL CLINIC	\$	2,312.56
MEDICAL ASSISTANT	HOSPITAL CAMPUS RHC	\$	3,036.67
REFERRAL SPECIALIST	CLINIC FS	\$	3,227.52
MEDICAL ASSISTANT	MEMORIAL MEDICAL CLINIC	\$	2,043.20
OFFICE COORDINATOR	CLINIC FS	\$	3,100.15
MEDICAL ASSISTANT	MEMORIAL MEDICAL CLINIC	\$	2,741.45
LVN	MEMORIAL MEDICAL CLINIC	\$	4,541.33
RECEPTIONIST	CLINIC FS	\$	2,347.08
CLINICAL SUPERVISOR	MEMORIAL MEDICAL CLINIC	\$	5,849.16
RECEPTIONIST	CLINIC FS	\$	1,884.05
LAB ASSISTANT	LABORATORY	\$	5,088.49
NURSE PRACTITIONER	MEMORIAL MEDICAL CLINIC	\$	11,538.46
COTA	OCCUPATIONAL THERAPY	\$	224.00
DIRECTOR REHAB SRVCS	PHYSICAL THERAPY	\$	9,515.20
REGISTERED NURSE	MED/SURG	\$	1,901.50
MEDICAL ASSISTANT	MEMORIAL MEDICAL CLINIC	\$	1,051.14
PHYSICAL THERAPIST	PHYSICAL THERAPY	\$	7,332.80
OFFICE COORDINATOR	PHYSICAL THERAPY	\$	2,206.11
REGISTERED NURSE	MEMORIAL MEDICAL CLINIC	\$	5,512.25
PTA	PHYSICAL THERAPY	\$	4,746.17
TEAM LEAD PTA	PHYSICAL THERAPY	\$	5,907.78
REGISTERED NURSE	OBSTETRICS	\$	6,737.00
MEDICAL ASSISTANT	HOSPITAL CAMPUS RHC	\$	2,483.70
LEAD THERAPIST	BEHAVIORAL HEALTH	\$	5,440.00
CIHCP COORDINATOR	INDIGENT CARE PROGRAM	\$	3,125.00
DIRECTOR OF HIM	HEALTH INFORMATION MANAGEMEN	\$	3,976.00
HIM SPECIALIST	HEALTH INFORMATION MANAGEMEN	\$	1,746.30
PHYSICAL THERAPIST	PHYSICAL THERAPY	\$	6,360.48
RECORDS IMAGING TECH	HEALTH INFORMATION MANAGEMEN	\$	1,511.05
REGISTERED NURSE	EMERGENCY ROOM	\$	1,859.15
DIRECTOR OF HIM	HEALTH INFORMATION MANAGEMEN	\$	764.79
BIRTH REG/DIS ANALYS	HEALTH INFORMATION MANAGEMEN	\$	2,141.74
MEDICAL ASSISTANT	MEMORIAL MEDICAL CLINIC	\$	1,740.01
DIRECTOR OF DIETARY	DIETARY	\$	5,892.80
OPERATOR	CLINIC FS	\$	1,914.90
FOOD SERVICE STAFF	DIETARY	\$	3,727.50
FOOD SERVICE STAFF	DIETARY	\$	4,162.62
FOOD SERVICE STAFF	DIETARY	\$	3,284.74
FOOD SERVICE STAFF	DIETARY	\$	3,544.00
FOOD SERVICE STAFF	DIETARY	\$	2,403.74
FOOD SERVICE STAFF	DIETARY	\$	1,625.25
PLANT OPS TEAM LEAD	PLANT OPERATIONS	\$	4,064.65
PLANT OPS SPECIALIST	PLANT OPERATIONS	\$	3,591.34
DEPARTMENT ASSISTANT	PLANT OPERATIONS	\$	2,465.68
PLANT OPS SPECIALIST	PLANT OPERATIONS	\$	3,211.80
ES AIDE	ENVIRONMENTAL SERVICES	\$	1,924.50
ES AIDE	ENVIRONMENTAL SERVICES	\$	2,658.57
ES AIDE	ENVIRONMENTAL SERVICES	\$	2,038.29
SECURITY OFFICER	SECURITY	\$	2,733.31
ES AIDE	ENVIRONMENTAL SERVICES	\$	1,991.28
ES AIDE	ENVIRONMENTAL SERVICES	\$	2,640.80
ES TEAM LEAD	ENVIRONMENTAL SERVICES	\$	2,976.87


ES AIDE	ENVIRONMENTAL SERVICES	\$	1,892.00
PLANT OPS SPECIALIST	PLANT OPERATIONS	\$	2,976.80
ES AIDE	ENVIRONMENTAL SERVICES	\$	1,205.88
ES AIDE	ENVIRONMENTAL SERVICES	\$	275.46
FLOOR TECHNICIAN	ENVIRONMENTAL SERVICES	\$	2,377.75
ES AIDE	ENVIRONMENTAL SERVICES	\$	1,880.00
ES SUPERVISOR	ENVIRONMENTAL SERVICES	\$	3,178.76
FOOD SERVICE STAFF	DIETARY	\$	2,885.03
ES AIDE	ENVIRONMENTAL SERVICES	\$	1,954.00
ES AIDE	ENVIRONMENTAL SERVICES	\$	2,224.00
ES AIDE	ENVIRONMENTAL SERVICES	\$	2,627.47
FOOD SERVICE STAFF	DIETARY	\$	2,636.42
FLOOR TECHNICIAN	ENVIRONMENTAL SERVICES	\$	2,368.00
ES AIDE	ENVIRONMENTAL SERVICES	\$	2,929.51
OR AIDE	SURGERY	\$	2,439.84
SECURITY OFFICER	SECURITY	\$	3,216.80
SECURITY OFFICER	SECURITY	\$	2,718.76
DIRECTOR OF PLANT OP	PLANT OPERATIONS	\$	7,106.65
SURGERY MANAGER	SURGERY	\$	10,284.19
DIRECTOR	ADMINISTRATION-CLINICAL SERVIC	\$	120.00
PERIOPERATIVE RN	SURGERY	\$	7,904.98
FINANCIAL COUNSELOR	INDIGENT CARE PROGRAM	\$	3,018.65
REGISTERED NURSE	SURGERY	\$	6,847.90
INS COORDINATOR	PATIENT FINANCIAL SERVICES	\$	3,074.12
REGISTRATION CLERK	PFS - REGISTRATION	\$	2,646.38
INFUSION SVC COORD	IV THERAPY	\$	2,275.01
BILLING CLERK	PATIENT FINANCIAL SERVICES	\$	3,831.10
INFUSION SERV. COOR.	IV THERAPY	\$	2,245.65
ER CLERK	PFS - REGISTRATION	\$	2,052.01
REGISTRATION CLERK	PFS - REGISTRATION	\$	2,839.08
RECEPTIONIST	PHYSICAL THERAPY	\$	1,881.88
CASHIER-SWITCHBOARD	PATIENT FINANCIAL SERVICES	\$	2,438.10
INS ADJUDICATOR	PATIENT FINANCIAL SERVICES	\$	3,731.66
MEDICARE COORDINATOR	PATIENT FINANCIAL SERVICES	\$	3,387.35
ACCOUNTS PAYABLE	ACCOUNTING	\$	2,727.00
ER CLERK	PFS - REGISTRATION	\$	3,035.90
ER CLERK	PFS - REGISTRATION	\$	1,191.38
ADMIN ASSISTANT	ADMINISTRATION-CLINICAL SERVIC	\$	3,279.63
DIRECTOR OF REV/BILL	PATIENT FINANCIAL SERVICES	\$	5,468.40
REGISTERED NURSE	SURGERY	\$	1,434.39
REG CLERK TEAM LEAD	PATIENT FINANCIAL SERVICES	\$	5,147.00
REGISTRATION CLERK	PATIENT FINANCIAL SERVICES	\$	2,167.81
PRACTICE ADMIN	MEMORIAL MEDICAL CLINIC	\$	8,326.06
REGISTERED NURSE	EMERGENCY ROOM	\$	5,175.84
MEDICAID COORDINATOR	PATIENT FINANCIAL SERVICES	\$	664.13
PERIOPERATIVE RN	SURGERY	\$	5,486.13
REGISTERED NURSE	ICU	\$	4,503.53
DIRECTOR	DIAGNOSTIC IMAGING	\$	8,245.41
REGISTRATION CLERK	PATIENT FINANCIAL SERVICES	\$	2,097.51
ER CLERK	PFS - REGISTRATION	\$	174.50
I.T. DIRECTOR	INFORMATION TECHNOLOGY	\$	7,333.28
IT SYSTEM ANALYST	INFORMATION TECHNOLOGY	\$	5,473.03

IT SYSTEM ANALYST	INFORMATION TECHNOLOGY	\$	6,375.91
ACCOUNTANT	ACCOUNTING	\$	3,572.82
PTA	PHYSICAL THERAPY	\$	1,906.25
LAB ASSISTANT SUPVR	LABORATORY	\$	2,509.92
MEDICAL ASSISTANT	MEMORIAL MEDICAL CLINIC	\$	2,052.76
ACCOUNTANT	ACCOUNTING	\$	5,878.11
CONTROLLER	ACCOUNTING	\$	7,578.48
ACCOUNTANT	ACCOUNTING	\$	4,605.00
CFO	ADMINISTRATION	\$	13,886.16
HR MANAGER	HUMAN RESOURCES	\$	4,840.00
HR GENERALIST	HUMAN RESOURCES	\$	3,309.16
SPEC PROJ/MKGT MGR	BUSINESS DEVELOPMENT	\$	5,623.77
			\$ 1,107,088.93

07

7. Public Hearing on the Proposed 2025 Calhoun County Budget. (RHM)

Regular Session closed at 10:17am
Regular Session opened at 10:18am



Richard H. Meyer
County Judge

David Hall, Commissioner, Precinct 1
Vern Lyssy, Commissioner, Precinct 2
Joel Behrens, Commissioner, Precinct 3
Gary Reese, Commissioner, Precinct 4

NOTICE OF PUBLIC HEARING ON 2025 CALHOUN COUNTY PROPOSED BUDGET

The Commissioners' Court of Calhoun County, Texas will meet on Wednesday, September 4, 2024 at 10:00 a.m. in the Commissioners' Courtroom in the County Courthouse, 211 S. Ann Street, Suite 104, Port Lavaca, Calhoun County, Texas.

The Calhoun County Commissioners' Court will hold a Public Hearing in the Commissioners' Courtroom, 211 S. Ann Street, Suite 104, in Port Lavaca, Texas, at 10:00 a.m. on September 4, 2024 on the 2025 Calhoun County Proposed Budget.

This notice is in accordance with Section 111.007 and Section 111.0075 of the Texas Local Government code.

The public shall have the right to be present.

AT 10:10 FILED 2 O'CLOCK A M

AUG 23 2024

ANNA GOODMAN
COUNTY CLERK, CALHOUN COUNTY, TEXAS

DEPUTY

Kaddu Smith

Richard H. Meyer
Richard H. Meyer, County Judge
Calhoun County, Texas

A copy of this Notice has been placed on the inside bulletin board of the Calhoun County Courthouse, 211 South Ann Street, Port Lavaca, Texas, which is readily accessible to the general public during normal business hours. This Notice shall remain posted continuously for at least 72 hours preceding the scheduled meeting time. For your convenience, you may visit the county's website at www.calhouncotx.org under "Commissioners' Court Agenda" for any official court postings.


08

8. Consider and take necessary action on an Order to Adopt the 2025 Calhoun County Budget.
(RHM)

Judge Meyer read the Order to Adopt the 2025 Calhoun County Budget.

The Court voted to adopt the 2025 Budget.

RESULT:	APPROVED [UNANIMOUS]
MOVER:	Richard Meyer, County Judge
SECONDER:	Vern Lyssy, Commissioner Pct 2
AYES:	Judge Meyer, Commissioner Lyssy, Behrens, Reese



Richard H. Meyer
County Judge

David E. Hall, Commissioner, Precinct 1
Vern Lyssy, Commissioner, Precinct 2
Joel M. Behrens, Commissioner, Precinct 3
Gary D. Reese, Commissioner, Precinct 4

CALHOUN COUNTY COMMISSIONERS' COURT
ORDER FOR ADOPTION OF THE 2025 BUDGET
CALHOUN COUNTY, TEXAS

STATE OF TEXAS §

COUNTY OF CALHOUN §

WHEREAS, on this the 4th day of September 2024, the Commissioners' Court of Calhoun County, Texas convened in REGULAR SESSION with the following members present:

Richard H. Meyer	County Judge
Vern Lyssy	Commissioner, Precinct # 2
Joel M. Behrens	Commissioner, Precinct # 3
Gary D. Reese	Commissioner, Precinct # 4

AND WHEREAS, the matter brought before the Court was the adoption of the 2025 budget as required by Local Government Code 111.008;

AND WHEREAS, after notice, I Richard Meyer move to adopt the 2025 Budget for Calhoun County as presented. "and seconded by Vern Lyssy."

The tax rate for the year 2023 was 0.5601.

The calculated tax rates for the year 2024 are:

Adopted Rate	.6222
No New Revenue Rate	.5517
NNR M & O Rate	.5446
Voter Approval Rate	.6222
Debt Service	.0431

The total county debt obligation is estimated to be \$28,000,000. Certificates of Obligation to be issued before September 30, 2024 with first payment due in February 15, 2025.

THIS BUDGET WILL RAISE MORE REVENUE FROM PROPERTY TAXES THAN LAST YEAR'S BUDGET BY AN AMOUNT OF \$3,264,437 WHICH IS AN 12.643% INCREASE FROM LAST YEAR'S BUDGET. THE PROPERTY TAX REVENUE TO BE RAISED FROM NEW PROPERTY ADDED TO THE TAX ROLL THIS YEAR IS \$1,548,006.

THEREUPON, the vote being taken, the following for the adoption of the budget for Calhoun County for Fiscal and Calendar Year 2025 was as follows:


Commissioner David E. Hall, Precinct No. 1	Aye	Nay	Absent
Commissioner Vern Lyssy, Precinct No. 2	<u>Aye</u>	Nay	
Commissioner Joel M. Behrens, Precinct No. 3	<u>Aye</u>	Nay	
Commissioner Gary D. Reese, Precinct No. 4	<u>Aye</u>	Nay	
Calhoun County Judge Richard H. Meyer	<u>Aye</u>	Nay	

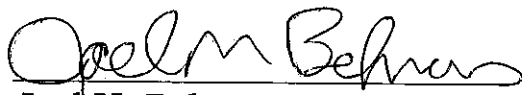
Signed this the 4th day of September, 2024.



Richard H. Meyer, County Judge

ABSENT

David E. Hall
 Commissioner, Precinct 1



Vern Lyssy
 Commissioner, Precinct 2


Joel M. Behrens
 Commissioner, Precinct 3


Gary D. Reese
 Commissioner, Precinct 4

Attest: Anna Goodman, County Clerk



 By: Deputy Clerk



09

9. Public Hearing regarding the Proposed 2024 Tax Rate. (RHM)

Regular Session closed at 10:23am
Judge Meyer read the Order to Adopt the 2024 Tax Rate.
Regular Session opened at 10:25am



Richard H. Meyer
County Judge

David Hall, Commissioner, Precinct 1
Vern Lyssy, Commissioner, Precinct 2
Joel Behrens, Commissioner, Precinct 3
Gary Reese, Commissioner, Precinct 4


NOTICE OF PUBLIC HEARING ON 2024 CALHOUN COUNTY PROPOSED TAX RATE

The Commissioners' Court of Calhoun County, Texas will meet on Wednesday, September 4, 2024 at 10:00 a.m. in the Commissioners' Courtroom in the County Courthouse, 211 S. Ann Street, Suite 104, Port Lavaca, Calhoun County, Texas.

NOTICE IS HEREBY GIVEN that the Calhoun County Commissioners' Court will hold a public hearing in the Commissioners' Courtroom, 211 S. Ann Street, Suite 104, in Port Lavaca, Texas, at 10:00 a.m. on September 4, 2024 regarding the 2024 Calhoun County Proposed Tax Rate.

This notice is in accordance with Section 111.007 and Section 111.0075 of the Texas Local Government Code.

The public shall have the right to be present and participate in such hearing.


Richard H. Meyer, County Judge
Calhoun County, Texas

A copy of this Notice has been placed on the outside bulletin board of the Calhoun County Courthouse, 211 South Ann Street, Port Lavaca, Texas, which is readily accessible to the general public at all times. This Notice shall remain posted continuously for at least 72 hours preceding the scheduled meeting time. For your convenience, you may visit the county's website at www.calhouncotx.org under "Commissioners' Court Agenda" for any official court postings.

AT 10:10 FILED a M
O'CLOCK

AUG 23 2024

ANNA GOODMAN
COUNTY CLERK, CALHOUN COUNTY, TEXAS

DEPUTY:



10

10. Consider and take necessary action on an Order to Adopt the 2024 Tax Rate. (RHM)

Debt Service:
\$.0431 per \$100.00


RESULT: **APPROVED [UNANIMOUS]**
MOVER: Richard Meyer, County Judge
SECONDER: Joel Behrens, Commissioner Pct 3
AYES: Judge Meyer, Commissioner Lyssy, Behrens, Reese

Maintenance and Operations:
\$.5791 per \$100.00

RESULT: **APPROVED [UNANIMOUS]**
MOVER: Richard Meyer, County Judge
SECONDER: Gary Reese, Commissioner Pct 4
AYES: Judge Meyer, Commissioner Lyssy, Behrens, Reese

Total Tax Rate:
\$.6222 which is a 12.78% increase in the tax rate.

RESULT: **APPROVED [UNANIMOUS]**
MOVER: Richard Meyer, County Judge
SECONDER: Joel Behrens, Commissioner Pct 3
AYES: Judge Meyer, Commissioner Lyssy, Behrens, Reese



**CALHOUN COUNTY COMMISSIONERS' COURT
ORDER FOR ADOPTION OF 2024 TAX RATES
CALHOUN COUNTY, TEXAS**

STATE OF TEXAS §

COUNTY OF CALHOUN §

THAT ON THIS THE 4th day of September, 2024, the Commissioners' Court of Calhoun County, Texas met in duly called session at the Commissioners' Courtroom, 211 S. Ann St., Suite 104, Port Lavaca, Texas with the following members present:

Richard H. Meyer	County Judge
Vern Lyssy	Commissioner, Precinct #2
Joel Behrens	Commissioner, Precinct #3
Gary Reese	Commissioner, Precinct #4

And at said meeting, among other business, the Court did consider the following:

ORDER ADOPTING A TAX RATE FOR TAX YEAR 2024

WHEREAS, Vernon's Texas Codes Annotated (VTCA) Tax Code 26.05 provides that the Calhoun County Commissioners' Court shall adopt the tax rates for the current year; and

WHEREAS, it is necessary to levy ad valorem taxes on each \$100 valuation of all taxable property in Calhoun County, Texas for the Tax Year beginning January 1, 2024, which will be due no later than January 31, 2025 at the tax rates set forth herein below; and

WHEREAS, the Calhoun County Commissioners' Court has complied with all the requirements set forth in the Tax Code; now

THEREFORE, BE IT ORDERED that the Calhoun County Commissioners' Court hereby adopts the following tax rates:

DEBT SERVICE:

I, Richard H. Meyer move for a tax rate of \$.0431 per \$100.00 of taxable value for the purpose of Debt Service; and seconded by Joel Behrens.

	YES	ABSTAIN	NO	ABSENT
Richard H. Meyer County Judge	<u>X</u>	_____	_____	_____
David Hall_ Commissioner, Pct. #1	_____	_____	_____	<u>X</u>
Vern Lyssy Commissioner, Pct. #2	<u>X</u>	_____	_____	_____
Joel Behrens Commissioner, Pct. #3	<u>X</u>	_____	_____	_____
Gary Reese Commissioner, Pct. #4	<u>X</u>	_____	_____	_____

MOTION CARRIED: YES: X **NO:** _____
ABSTAINING: _____ **ABSENT:** 1

MAINTENANCE AND OPERATIONS:

I, Richard H. Meyer move for a tax rate of \$.5791 per \$100.00 of taxable value for the purpose of Maintenance and Operations; and seconded by Gary Reese.

	YES	ABSTAIN	NO	ABSENT
Richard H. Meyer County Judge	<u>X</u>	_____	_____	_____
David Hall, Commissioner, Pct. #1	_____	_____	_____	<u>X</u>
Vern Lyssy, Commissioner, Pct. #2	<u>X</u>	_____	_____	_____
Joel Behrens, Commissioner, Pct. #3	<u>X</u>	_____	_____	_____
Gary Reese, Commissioner, Pct. #4	<u>X</u>	_____	_____	_____

MOTION CARRIED: YES: X **NO:** _____
ABSTAINING: _____ **ABSENT:** 1

TOTAL TAX RATE:

I, Richard Meyer, move that the property tax rate be increased by the adoption of a tax rate of \$.6222 which is effectively a 12.78% increase in the tax rate; seconded by Joel Behrens.

	YES	ABSTAIN	NO	ABSENT
Richard H. Meyer County Judge	<u> X </u>	_____	_____	_____
David E. Hall Commissioner, Pct. #1	_____	_____	_____	<u> X </u>
Vern Lyssy Commissioner, Pct. #2	<u> X </u>	_____	_____	_____
Joel M. Behrens Commissioner, Pct. #3	<u> X </u>	_____	_____	_____
Gary D. Reese Commissioner, Pct. #4	<u> X </u>	_____	_____	_____

MOTION CARRIED: YES: X **NO:** _____
ABSTAINING: _____ **ABSENT:** 1

THIS TAX RATE WILL RAISE MORE TAXES FOR MAINTENANCE AND OPERATIONS THAN LAST YEAR'S RATE AND;

THE TAX RATE WILL EFFECTIVELY BE RAISED BY 6.33% AND WILL RAISE TAXES FOR MAINTENANCE AND OPERATIONS ON A \$100,000 HOME BY APPROXIMATELY \$34.50.

BE IT FURTHER ORDERED that the Calhoun County Commissioners' Court levy taxes in accordance with the foregoing tax rates and the provision of the law.

AND BE IT FURTHER ORDERED that if for any reason, the action of the Calhoun County Commissioners' Court setting tax rates or levying taxes should be held ineffective by a court of competent jurisdiction, that this Order shall serve as evidence of the good faith of Calhoun County in attempting to comply with the law in as substantial a fashion as could be done under the circumstances, and as evidence that Calhoun County would have lawfully adopted a tax rate but for the conditions completely beyond control of Calhoun County.

County Judge Richard H. Meyer was authorized to sign ORDER and ACT and DEED of the Calhoun County Commissioners' Court, this the 4th day of September, 2024.



Richard H. Meyer, County Judge

11

11. Consider and take necessary action to declare Inventory # 565-0203 - Portable Storage Building as Waste and remove from Sheriff's Office Inventory. This building is being demolished due to no longer being safe with the roof leaking and the floor falling through. (BJV)

RESULT:	APPROVED [UNANIMOUS]
MOVER:	Joel Behrens, Commissioner Pct 3
SECONDER:	Gary Reese, Commissioner Pct 4
AYES:	Judge Meyer, Commissioner Lyssy, Behrens, Reese

**CALHOUN COUNTY, TEXAS
COUNTY SHERIFF'S OFFICE
211 SOUTH ANN STREET
PORT LAVACA, TEXAS 77979**

**PHONE NUMBER (361) 553-4646
FAX NUMBER (361) 553-4668**

MEMO TO: RICHARD MEYER, COUNTY JUDGE

**SUBJECT: REMOVE INVENTORY # 565-0203 BUILDING FROM SHERIFF'S
OFFICE INVENTORY**

DATE: ~~SEPTEMBER 3, 2024~~ August 26, 2024

Please place the following item(s) on the Commissioner's Court agenda for the date(s) indicated:

AGENDA FOR ~~JUNE 19, 2024~~ September 4, 2024

*** Consider and take necessary action remove Inventory # 565-0203**

From the Sheriff's Office inventory list due to being demolished. The building was no longer safe with the roof leaking and the floor falling through.

Sincerely,

Declare waste Portable Building




Hobbie Vickery
Calhoun County Sheriff


12

12. Consider and take necessary action to declare 1 of 2 of Asset No. 24-0476 - Lennox Heat Pump as Waste and remove from Precinct 4 R&B Inventory. (GDR)

RESULT:	APPROVED [UNANIMOUS]
MOVER:	Gary Reese, Commissioner Pct 4
SECONDER:	Joel Behrens, Commissioner Pct 3
AYES:	Judge Meyer, Commissioner Lyssy, Behrens, Reese



Gary D. Reese
County Commissioner
County of Calhoun
Precinct 4



August 26, 2024

Honorable Richard Meyer
Calhoun County Judge
211 S. Ann
Port Lavaca, TX 77979

RE: AGENDA ITEM

Dear Judge Meyer:

Please place the following item on the Commissioners' Court Agenda for September 4, 2024.

- Consider and take necessary action to declare 1 of 2 of Asset No. 24-0476 – Lennox Heat Pump as Waste and remove from Precinct 4 R&B Inventory.

Sincerely,

A handwritten signature in black ink that reads "G.D.R." with a long, sweeping underline.

Gary D. Reese

GDR/at

13

13. Consider and take necessary action to allow the Port O'Connor Chamber of Commerce to utilize the facilities at the Port O'Connor Community Center for their POC Boat & Fishing Expo October 4 - 6, 2024. (GDR)

RESULT:	APPROVED [UNANIMOUS]
MOVER:	Gary Reese, Commissioner Pct 4
SECONDER:	Joel Behrens, Commissioner Pct 3
AYES:	Judge Meyer, Commissioner Lyssy, Behrens, Reese



Gary D. Reese
County Commissioner
County of Calhoun
Precinct 4



August 28, 2024

Honorable Richard Meyer
Calhoun County Judge
211 S. Ann
Port Lavaca, TX 77979

RE: AGENDA ITEM

Dear Judge Meyer:

Please place the following item on the Commissioners' Court Agenda for September 4, 2024.

- Consider and take necessary action to allow the Port O'Connor Chamber of Commerce to utilize the facilities at the Port O'Connor Community Center for their POC Boat & Fishing Expo October 4 - 6, 2024.

Sincerely,

A handwritten signature in black ink that reads "GDR" with a stylized flourish.

Gary D. Reese

GDR/at



CERTIFICATE OF LIABILITY INSURANCE

DATE (MM/DD/YYYY)
08/28/2024

THIS CERTIFICATE IS ISSUED AS A MATTER OF INFORMATION ONLY AND CONFERS NO RIGHTS UPON THE CERTIFICATE HOLDER. THIS CERTIFICATE DOES NOT AFFIRMATIVELY OR NEGATIVELY AMEND, EXTEND OR ALTER THE COVERAGE AFFORDED BY THE POLICIES BELOW. THIS CERTIFICATE OF INSURANCE DOES NOT CONSTITUTE A CONTRACT BETWEEN THE ISSUING INSURER(S), AUTHORIZED REPRESENTATIVE OR PRODUCER, AND THE CERTIFICATE HOLDER.

IMPORTANT: If the certificate holder is an ADDITIONAL INSURED, the policy(ies) must have ADDITIONAL INSURED provisions or be endorsed. If SUBROGATION IS WAIVED, subject to the terms and conditions of the policy, certain policies may require an endorsement. A statement on this certificate does not confer rights to the certificate holder in lieu of such endorsement(s).

PRODUCER Kraft Lake Ins Agency United States Liability Insurance Company 1190 Devon Park Drive Wayne, PA 19087	CONTACT NAME: Zach Pettikas PHONE (A/C, NO, EXT): 972-316-6388 FAX (A/C, NO): 972-421-1630 E-MAIL ADDRESS: zpettikas@farmersagent.com	
Insured PORT O'CONNOR CHAMBER OF COMMERCE PO BOX 701 PORT O CONNOR, TX 77982	INSURER(S) AFFORDING COVERAGE	NAIC #
	INSURER A: United States Liability Insurance Company	25895
	INSURER B:	
	INSURER C:	
	INSURER D:	
	INSURER E:	

COVERAGES

CERTIFICATE NUMBER:

REVISION NUMBER:

THIS IS TO CERTIFY THAT THE POLICIES OF INSURANCE LISTED BELOW HAVE BEEN ISSUED TO THE INSURED NAME ABOVE FOR THE POLICY PERIOD INDICATED. NOTWITHSTANDING ANY REQUIREMENT, TERM OR CONDITION OF ANY CONTRACT OR OTHER DOCUMENT WITH RESPECT TO WHICH THIS CERTIFICATE MAY BE ISSUED OR MAY PERTAIN, THE INSURANCE AFFORDED BY THE POLICIES DESCRIBED HEREIN IS SUBJECT TO ALL THE TERMS, EXCLUSIONS AND CONDITIONS OF SUCH POLICIES. LIMITS SHOWN MAY HAVE BEEN REDUCED BY PAID CLAIMS.

INSTR	TYPE OF INSURANCE	ADDTL INSD	SUBR WVD	POLICY NUMBER	POLICY EFF (MM/DD/YYYY)	POLICY EXP (MM/DD/YYYY)	LIMITS
A	<input checked="" type="checkbox"/> COMMERCIAL GENERAL LIABILITY	X	X	NBP1568398A	08/16/2024	08/16/2025	EACH OCCURRENCE \$ 1,000,000
	<input type="checkbox"/> CLAIMS-MADE <input checked="" type="checkbox"/> OCCUR GEN'L AGGREGATE LIMIT APPLIES PER: <input type="checkbox"/> POLICY <input type="checkbox"/> PROJECT <input type="checkbox"/> LOC OTHER:						DAMAGE TO RENTED PREMISES (Ea Occurrence) \$ 100,000 MED EXP (Any one person) \$ 5,000 PERSONAL & ADV INJURY \$ 1,000,000 GENERAL AGGREGATE \$ 2,000,000 PRODUCTS - COMP/OP AGG \$ Included \$
A	AUTOMOBILE LIABILITY						COMBINED SINGLE LIMIT (Ea accident) \$ 1,000,000
	<input type="checkbox"/> ANY AUTO <input type="checkbox"/> OWNED AUTOS ONLY <input type="checkbox"/> SCHEDULED AUTOS <input checked="" type="checkbox"/> HIRED AUTOS ONLY <input checked="" type="checkbox"/> NON-OWNED AUTOS ONLY						BODILY INJURY (Per person) \$ BODILY INJURY (Per accident) \$ PROPERTY DAMAGE (Per accident) \$
	<input type="checkbox"/> UMBRELLA LIAB <input type="checkbox"/> OCCUR <input type="checkbox"/> EXCESS LIAB <input type="checkbox"/> CLAIMS-MADE <input type="checkbox"/> DED <input type="checkbox"/> RETENTION \$						EACH OCCURRENCE \$ AGGREGATE \$
	WORKERS COMPENSATION AND EMPLOYERS' LIABILITY ANY PROPRIETOR/PARTNER/EXECUTIVE OFFICER/MEMBER EXCLUDED? (Mandatory in NH) <input type="checkbox"/> Y/N If yes, describe under DESCRIPTION OF OPERATIONS below	N/A					PER STATUTE OTHER \$ E.L. EACH ACCIDENT \$ E.L. DISEASE - EA EMPLOYEE \$ E.L. DISEASE - POLICY LIMIT \$

DESCRIPTION OF OPERATIONS/LOCATIONS/VEHICLES (ACORD 101, Additional Remarks Schedule, may be attached if more space is required)


The referenced General Liability and Molestation of Abuse Liability policies are included as Underlying policies on the referenced Umbrella policy. Subject to policy terms, conditions and exclusions, the Umbrella Policy follows form of the underlying with respect to Additional Insured, Waiver of Subrogation and Primary Non-Contributory coverage.

CERTIFICATE HOLDER Calhoun County 202 S. Ann St. Ste B Port Lavaca, TX 77979	CANCELLATION SHOULD ANY OF THE ABOVE DESCRIBED POLICIES BE CANCELLED BEFORE THE EXPIRATION DATE THEREOF, NOTICE WILL BE DELIVERED IN ACCORDANCE WITH THE POLICY PROVISIONS. AUTHORIZED REPRESENTATIVE <i>Zach Pettikas</i>
--	--


14

14. Consider and take necessary action to allow the Port O'Connor Chamber of Commerce to sell alcohol October 4 - 6, 2024 at the POC Boat & Fishing Expo at the Port O'Connor Community Center and Pavilion in Port O'Connor, TX and authorize County Judge to sign letter of approval to the TABC. (GDR)

RESULT:	APPROVED [UNANIMOUS]
MOVER:	Gary Reese, Commissioner Pct 4
SECONDER:	Joel Behrens, Commissioner Pct 3
AYES:	Judge Meyer, Commissioner Lyssy, Behrens, Reese



Gary D. Reese
County Commissioner
County of Calhoun
Precinct 4



August 28, 2024

Honorable Richard Meyer
Calhoun County Judge
211 S. Ann
Port Lavaca, TX 77979

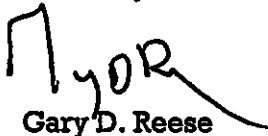
RE: AGENDA ITEM

Dear Judge Meyer:

Please place the following item on the Commissioners' Court Agenda for September 4, 2024.

- Consider and take necessary action to allow the Port O'Connor Chamber of Commerce to sell alcohol October 4 – 6, 2024 at the POC Boat & Fishing Expo at the Port O'Connor Community Center and Pavilion in Port O'Connor, TX and authorize County Judge to sign letter of approval to the TABC.

Sincerely,


Gary D. Reese

GDR/at

Owner of Property Authorization Letter

Date: September 4, 2024

Texas Alcoholic Beverage Commission
2820 S. Padre Island Dr., Suite #120
Corpus Christi, TX 78415
(361) 851-2531

Organization Name: Port O'Connor Chamber of Commerce

I hereby authorize **Port O'Connor Chamber of Commerce** to sell beer at the following:

Event Description: POC Boat & Fishing Expo

Date(s) of Function: October 3 – 6, 2024

Time(s) of Function: 7 am – 10 pm

Location Address: 3674 W. Adams Ave, Port O'Connor, TX 77982

Print Name of Property Owner: Calhoun County

Name and Title: Richard Meyer, County Judge

Signature: _____

Phone Number: (361) 553-4600

15

15. Consider and take necessary action to allow the Rusty Hook Winery to sell wine October 4 - 6, 2024 at the POC Boat & Fishing Expo at the Port O'Connor Community Center and Pavilion in Port O'Connor, TX and authorize County Judge to sign letter of approval to the TABC. (GDR)

RESULT:	APPROVED [UNANIMOUS]
MOVER:	Gary Reese, Commissioner Pct 4
SECONDER:	Joel Behrens, Commissioner Pct 3
AYES:	Judge Meyer, Commissioner Lyssy, Behrens, Reese



Gary D. Reese
County Commissioner
County of Calhoun
Precinct 4



August 29, 2024

Honorable Richard Meyer
Calhoun County Judge
211 S. Ann
Port Lavaca, TX 77979


RE: AGENDA ITEM

Dear Judge Meyer:

Please place the following item on the Commissioners' Court Agenda for September 4, 2024.

- Consider and take necessary action to allow the Rusty Hook Winery to sell wine October 4 – 6, 2024 at the POC Boat & Fishing Expo at the Port O'Connor Community Center and Pavilion in Port O'Connor, TX and authorize County Judge to sign letter of approval to the TABC.

Sincerely,


Gary D. Reese

GDR/at

Owner of Property Authorization Letter

Date: September 4, 2024

Texas Alcoholic Beverage Commission
2820 S. Padre Island Dr., Suite #120
Corpus Christi, TX 78415
(361) 851-2531

Organization Name: Port O'Connor Chamber of Commerce

I hereby authorize **Rusty Hook Winery** to sell wine at the following:

Event Description: POC Boat & Fishing Expo

Date(s) of Function: October 3 – 6, 2024

Time(s) of Function: 7 am – 10 pm

Location Address: 3674 W. Adams Ave, Port O'Connor, T X 77982

Print Name of Property Owner: Calhoun County

Name and Title: Richard Meyer, County Judge

Signature: _____


Phone Number: (361) 553-4600

16


16. Consider and take necessary action to approve the Preliminary Plat of RK Development Group Subdivision. (GDR)

Terry Ruddick explained the Preliminary Plat.

RESULT:	APPROVED [UNANIMOUS]
MOVER:	Gary Reese, Commissioner Pct 4
SECONDER:	Joel Behrens, Commissioner Pct 3
AYES:	Judge Meyer, Commissioner Lyssy, Behrens, Reese



Gary D. Reese
County Commissioner
County of Calhoun
Precinct 4



August 28, 2024

Honorable Richard Meyer
Calhoun County Judge
211 S. Ann
Port Lavaca, TX 77979

RE: AGENDA ITEM

Dear Judge Meyer:

Please place the following item on the Commissioners' Court Agenda for September 4, 2024.

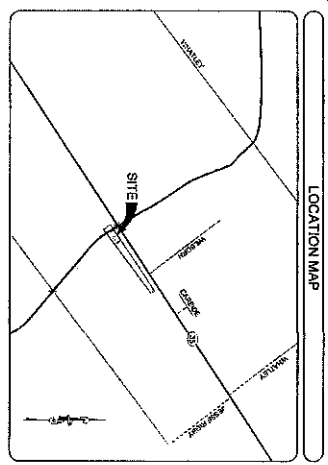
- Consider and take necessary action to approve the Preliminary Plat of RK Development Group Subdivision.

Sincerely,

A handwritten signature in black ink that reads "GDR" with a stylized flourish extending to the right.

Gary D. Reese

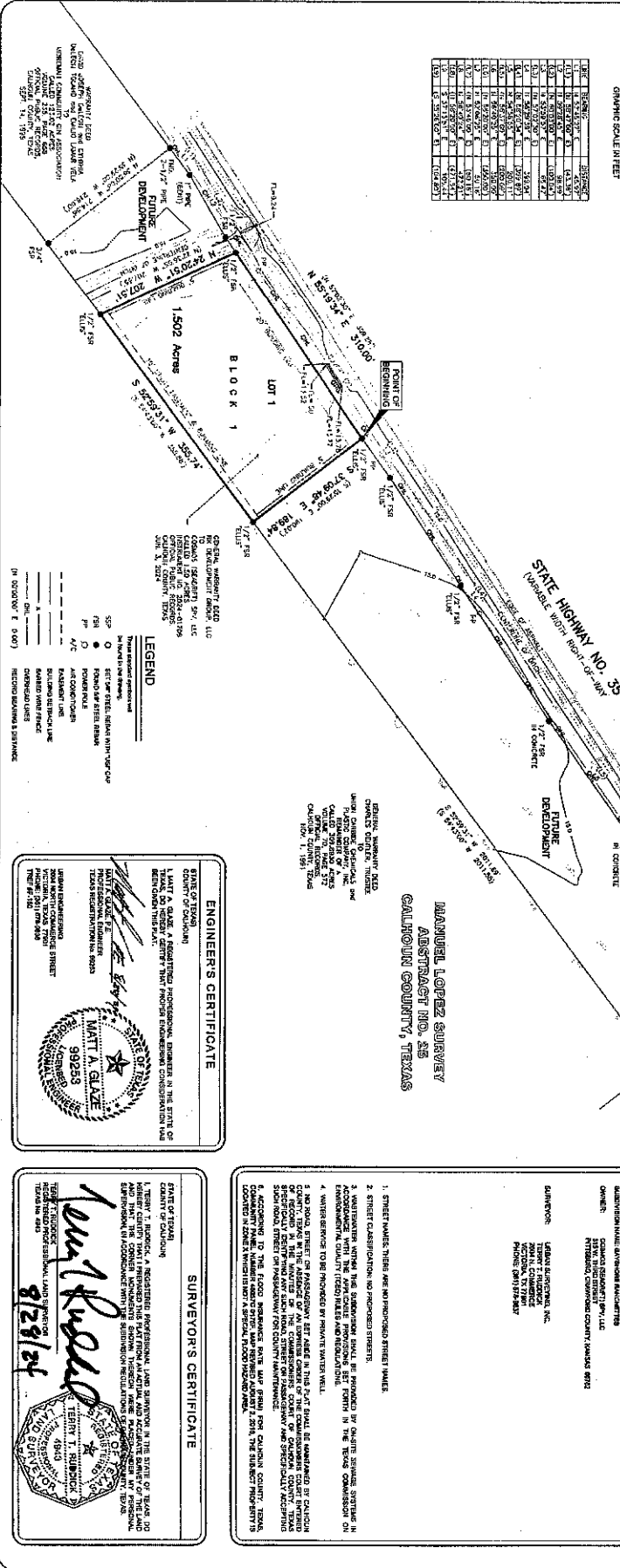
GDR/at



Part of Section 16, Range 10N, East 10th Street, County of Galveston, State of Texas, containing the site shown on this plat, is shown on the 1993 Survey of Galveston County, Texas, and is shown on the 1993 Survey of Galveston County, Texas, and is shown on the 1993 Survey of Galveston County, Texas, and is shown on the 1993 Survey of Galveston County, Texas.



LINE	BEARING	DISTANCE
1	N 89° 58' 00" W	100.00
2	S 89° 58' 00" E	100.00
3	N 89° 58' 00" W	100.00
4	S 89° 58' 00" E	100.00
5	N 89° 58' 00" W	100.00
6	S 89° 58' 00" E	100.00
7	N 89° 58' 00" W	100.00
8	S 89° 58' 00" E	100.00
9	N 89° 58' 00" W	100.00
10	S 89° 58' 00" E	100.00
11	N 89° 58' 00" W	100.00
12	S 89° 58' 00" E	100.00
13	N 89° 58' 00" W	100.00
14	S 89° 58' 00" E	100.00
15	N 89° 58' 00" W	100.00
16	S 89° 58' 00" E	100.00
17	N 89° 58' 00" W	100.00
18	S 89° 58' 00" E	100.00
19	N 89° 58' 00" W	100.00
20	S 89° 58' 00" E	100.00



LEGEND

SP = Street Right-of-Way
 PI = Point of Intersection
 A/C = As Constructed
 E = Easement
 L = Lot
 B = Block
 S = Section
 R = Range
 T = Township
 C = County
 S.T. = State of Texas

ENGINEER'S CERTIFICATE

STATE OF TEXAS
 COUNTY OF GALVESTON

I, **MANUEL LOPEZ SURVEY**, a Registered Professional Engineer in the State of Texas, do hereby certify that the above plat was prepared by me or under my direct supervision and that I am a duly Licensed Professional Engineer in the State of Texas, License No. 99223.

Manuel Lopez
 MANUEL LOPEZ SURVEY
 99223

SURVEYOR'S CERTIFICATE

STATE OF TEXAS
 COUNTY OF GALVESTON

I, **Mark Russell**, a Registered Professional Land Surveyor in the State of Texas, do hereby certify that the above plat was prepared by me or under my direct supervision and that I am a duly Licensed Professional Land Surveyor in the State of Texas, License No. 8128124.

Mark Russell
 MARK RUSSELL
 8128124

GENERAL NOTES

1. STREET MARKS, TIES AND MONUMENTS SHALL BE PLACED AS SHOWN ON THIS PLAT.
2. STREET CLASSIFICATION, NO PROPOSED STREETS.
3. CONSTRUCTION WITHIN THE SUBDIVISION SHALL BE PROVIDED BY PRIVATE SEWER SYSTEMS IN ACCORDANCE WITH THE CITY OF GALVESTON, TEXAS, ORDINANCE NO. 100,000, AS AMENDED, AND THE CITY OF GALVESTON, TEXAS, ORDINANCE NO. 100,001, AS AMENDED.
4. WATER SERVICES TO BE PROVIDED BY PRIVATE WATER MAINS.
5. NO ROAD, STREET OR PASSAGEWAY SET ASIDE IN THIS PLAT SHALL BE MAINTAINED BY GALVESTON COUNTY, TEXAS, OR THE STATE OF TEXAS, UNLESS OTHERWISE SPECIFICALLY IDENTIFIED BY EACH ROAD, STREET OR PASSAGEWAY AND SPECIFICALLY ACCEPTING GALVESTON COUNTY, TEXAS, OR THE STATE OF TEXAS, AS THE MAINTAINING AGENCY.
6. GALVESTON COUNTY, TEXAS, OR THE STATE OF TEXAS, SHALL NOT BE RESPONSIBLE FOR THE MAINTENANCE OF ANY ROAD, STREET OR PASSAGEWAY SHOWN ON THIS PLAT UNLESS OTHERWISE SPECIFICALLY IDENTIFIED BY EACH ROAD, STREET OR PASSAGEWAY AND SPECIFICALLY ACCEPTING GALVESTON COUNTY, TEXAS, OR THE STATE OF TEXAS, AS THE MAINTAINING AGENCY.

OWNER: GALVESTON COUNTY, TEXAS
OWNER: GALVESTON COUNTY, TEXAS
OWNER: GALVESTON COUNTY, TEXAS

OWNER: GALVESTON COUNTY, TEXAS
OWNER: GALVESTON COUNTY, TEXAS
OWNER: GALVESTON COUNTY, TEXAS

usl
 Land Surveying & Aerial Imaging

2004 N. COMMERCE ST. VICTORIA, TEXAS 77901
 PHONE: (361) 576-9951 FAX: (361) 576-9952

104 E. FRENCH ST. CLEBURN, TEXAS 77345
 PHONE: (817) 277-4851 FAX: (817) 277-4852

20551 SUTTON DRIVE. FORT WORTH, TEXAS 76136
 PHONE: (817) 351-8854 FAX: (817) 351-8855

PRELIMINARY PLAT
RK DEVELOPMENT GROUP SUBDIVISION

PROJECT: RK DEVELOPMENT GROUP SUBDIVISION

DESCRIPTION: BEING A 1,502 ACRES TRACT OF LAND SITUATED IN GALVESTON COUNTY, TEXAS, PART OF THE MANUEL LOPEZ SURVEY, ABSTRACT NO. 25, GALVESTON COUNTY, TEXAS, AND BEING THE SAME PLAT AS A 1,502 ACRES TRACT OF LAND DESCRIBED BY GENERAL MANUEL LOPEZ SURVEY, ABSTRACT NO. 25, GALVESTON COUNTY, TEXAS, AND BEING THE SAME PLAT AS A 1,502 ACRES TRACT OF LAND DESCRIBED BY GENERAL MANUEL LOPEZ SURVEY, ABSTRACT NO. 25, GALVESTON COUNTY, TEXAS, AND BEING THE SAME PLAT AS A 1,502 ACRES TRACT OF LAND DESCRIBED BY GENERAL MANUEL LOPEZ SURVEY, ABSTRACT NO. 25, GALVESTON COUNTY, TEXAS.

DGN BY: EBD
 DATE: 08/16/24
 FILE: S28585.00

JOB: S28585.00
 SHEET: 1 OF 1

17

17. Consider and take necessary action to authorize Commissioner Hall to apply for the Matagorda Bay Mitigation Trust to replace the restrooms at Little Chocolate Bayou Park and sign agreement with KSBR for grant services for the application. (DEH)

RESULT:	APPROVED [UNANIMOUS]
MOVER:	Gary Reese, Commissioner Pct 4
SECONDER:	Joel Behrens, Commissioner Pct 3
AYES:	Judge Meyer, Commissioner Lyssy, Behrens, Reese

David E. Hall

Calhoun County Commissioner, Precinct #1

202 S. Ann
Port Lavaca, TX 77979



(361)552-9242
Fax (361)553-8734

Honorable Richard Meyer
Calhoun County Judge
211 S. Ann
Port Lavaca, TX 77979


RE: AGENDA ITEM

Dear Judge Meyer,

Please place the following item on the Commissioners' Court Agenda for September 4th, 2024.

- Consider and take necessary action to authorize Commissioner Hall to apply for the Matagorda Bay Mitigation Trust to replace the restrooms at Little Chocolate Bayou Park and sign agreement with KSBR for grant services for the application

Sincerely,


David E. Hall

DEH/apt



✉ info@ksbr-llc.com
🌐 <https://www.ksbr-llc.com/>
📍 430 Church Street
Sulphur Springs, TX 75482

August 28, 2024

Calhoun County Commissioners Court
211 S Ann Street, Suite 102
Port Lavaca, TX 77979

Subject: Matagorda Bay Mitigation Trust grant application

Dear Judge and Commissioners:

KSBR, LLC is pleased to offer our services to Calhoun County to assist in the preparation of a grant application to the Matagorda Bay Mitigation Trust. The application preparation fee is \$1,000.00. We will work with the relevant partners to gather the necessary information to have an application prepared prior to the October 14, 2024, grant application deadline. We appreciate the opportunity to assist the County in this endeavor.

In the meantime, if you have any questions, please email Katy@ksbr-llc.com or call 903-243-0481.

Sincerely,


Katy Sellers

KSBR, LLC - Principal

18

18. Consider and take necessary action to remove Inventory# 565-0367 – Time Stamp from the Sheriff's Office inventory list due to not able to purchase parts for repair. (BJV)

RESULT:	APPROVED [UNANIMOUS]
MOVER:	Joel Behrens, Commissioner Pct 3
SECONDER:	Gary Reese, Commissioner Pct 4
AYES:	Judge Meyer, Commissioner Lyssy, Behrens, Reese

**CALHOUN COUNTY, TEXAS
COUNTY SHERIFF'S OFFICE
211 SOUTH ANN STREET
PORT LAVACA, TEXAS 77979**

**PHONE NUMBER (361) 553-4646
FAX NUMBER (361)-553-4668-**

MEMO TO: RICHARD MEYER, COUNTY JUDGE

**SUBJECT: REMOVE INVENTORY # 565-0367 TIME STAMP FROM
SHERIFF'S OFFICE INVENTORY**

DATE: ~~SEPTEMBER 3, 2024~~ August 28, 2024

Please place the following item(s) on the Commissioner's Court agenda for the date(s) indicated:

AGENDA FOR ~~AUGUST 28, 2024~~ September 4, 2024

*** Consider and take necessary action remove Inventory # 565-0367
From the Sheriff's Office inventory list due to not able to purchase parts for repair.**

Sincerely,

Time Stamp




**Bobbie Vickery
Calhoun County Sheriff**

19

19. Consider and take necessary action to allow the County Clerk to sign the proposed quote from Kofile for the digital imaging and indexing of an estimated 67,000 pages of Volumes 1-71 of Official Public Records. (AMG)

RESULT:	APPROVED [UNANIMOUS]
MOVER:	Joel Behrens, Commissioner Pct 3
SECONDER:	Vern Lyssy, Commissioner Pct 2
AYES:	Judge Meyer, Commissioner Lyssy, Behrens, Reese



County Clerk

Anna M Goodman
County of Calhoun



August 21, 2024

Honorable Richard Meyer
Calhoun County Judge
211 S. Ann
Port Lavaca, TX 77979

RE: AGENDA ITEM

Dear Judge Meyer:

Please place the following item on the Commissioners' Court Agenda for August 28, 2024.

- Consider and take necessary action to allow the County Clerk to sign the proposed quote from Kofile for the digital imaging and indexing of an estimated 67,000 pages of Volumes 1 – 71 of Official Public Records.

Sincerely,

A handwritten signature in cursive script that reads "Anna M. Goodman".

Anna M Goodman

211 South Ann Street, Suite 102, Port Lavaca, TX 77979 * Phone: 361-553-4416 * Email:
anna.goodman@calhouncotx.org

August 9, 2024

**Honorable Anna Goodman
Calhoun County Clerk**

Critical Records Management

Digitization of Deed Records

SUBMITTED BY:

Billy Gerwick
Account Executive
billy.gerwick@kofile.com
(832) 373-9124
Opportunity No. P319954

Kofile 

6300 Cedar Springs Road, Dallas, TX 75235
p: 214.442.6668 | f: 214.442.6669
info@kofile.com | www.Kofile.com

Dear Honorable Anna Goodman,

This proposal addresses Calhoun County Clerk's historical records and is presented by Kofile Technologies, Inc. (Kofile). Quoted services include imaging of deed records. Note that prices for the inventory herein are good for 90 days from the date of this proposal.

ARCHIVAL DIGITIZATION

Imaging a document and digitizing a collection creates an electronic representation of the original archival record. This process is not meant to replace the archival record, but to aid in its preservation. The image serves as a reference tool and is a back-up if the original is damaged or destroyed.

Kofile's services are unique because materials are addressed according to their conditions and fold endurences without blind, automatic scanner feeds. Technicians are trained to handle fragile and historical documents and use the best hardware and software available. Many projects involve re-work for collections already imaged or indexed by low-bid vendors. With Kofile, images are the highest quality and are free of distortion and loss of information due to image capture.

Kofile always defaults to U.S. National Archives and Records Administration (NARA) technical guidelines for digitization. Upon request, Kofile stores an electronic security back up of all images in case of loss, damage, or destruction by fire or natural disaster.

IMAGING OVERVIEW

Operators observe each page during capture. For faint or illegible pages, the operator marks the page, readjusts the scanner, and employs contrast tools. If unsuccessful, the operator indicates and inserts a review form for the quality assurance team to assess. The page is marked with a "Best Possible Image Indicator" or treated with further enhancements.

Images are captured at 300 dpi at 256 bi-tonal or gray levels. This ensures the highest image quality for documents with poor contrast and difficult-to-read information. Images accumulate as Group IV bi-tonal images in a standard TIFF. Images are optimized and scaled for system output.

IMAGE PROCESSING AND ENHANCEMENT

IMAGE PERFECT PRO is Kofile's proprietary digital SLR-based software which utilizes proprietary algorithms, critical for capturing different densities and quality levels in a collection, to provide optimal quality and uniform images. IMAGE PERFECT PRO measures each image for cropping, rotating, deskewing, and tone correction.

Kofile utilizes the Microsoft® SQL database as the underpinning for its production systems and IMAGE PERFECT PRO allows operators to interactively build and edit image processing scripts, which can be saved for batch processing. Progress tracking capabilities can identify exceptions enabling supervisors to quickly and efficiently correct problems. This software automatically detects and compensates for scanner variances delivering consistent, high-quality output.

IMAGE PERFECT PRO enables repair of the currently displayed image without rescanning, which could compromise image integrity, and uses custom image clean-up and enhancements such as deskew, despeckle, character repair, and zonal processing to improve legibility. Kofile maintains 100% document integrity and image control with exclusive image locking capabilities. The processing procedures will not allow for information from rescanned pages to cut and paste accidentally into the incorrect page.

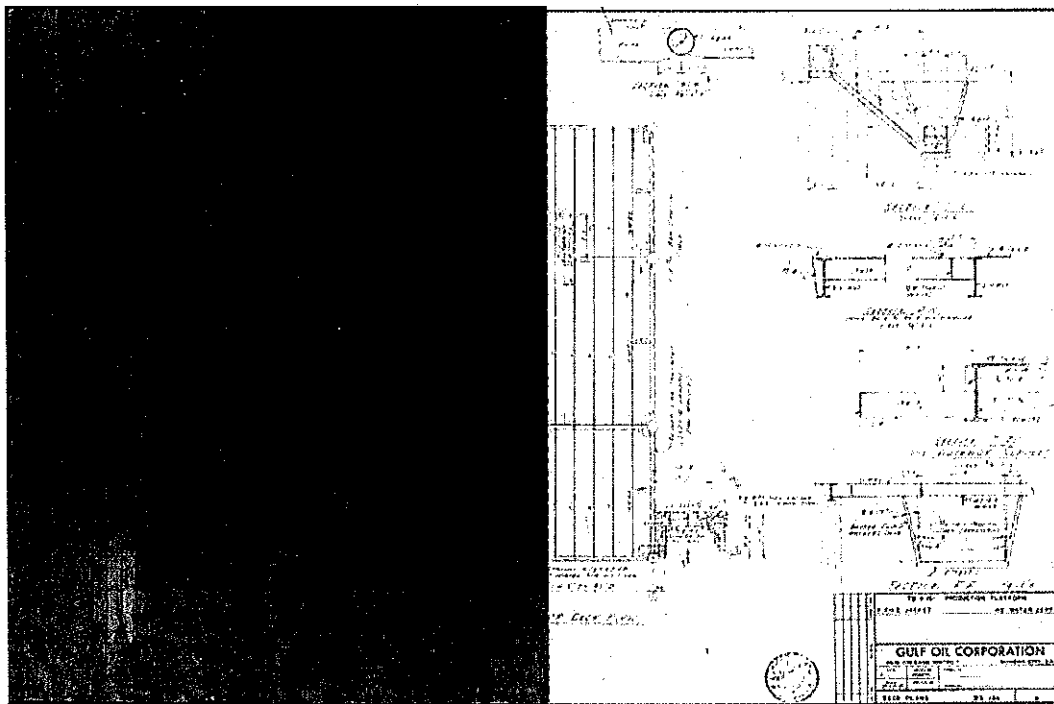
Quality Targets permit operators to view image quality at scan. Images, even those scanned on different devices, are "normalized." This software measures image quality and propagates this data through the imaging chain. Quality Targets serve as the foundation for quality assurance analysis.

Quality Targets (pictured herein) establish the baseline digital capture quality of the scanner during scanning. Therefore, Kofile can measure the digitization physics at the time of capture. IMAGE PERFECT PRO measures each image at a minimum for:

- Target dpi
- Target Tone scale & correction
- Color Management
- Brightness/Contrast Correction
- Gamma Adjustment
- White Balancing
- Page Orientation
- Exposure uniformity
- Color reproduction data

If applicable to the project, Kofile performs negative Photostat polarity reversal (so that all characters are black on a positive background). The document certification strip (file strip) is inverted to match the polarity of the final image.

If requested, annotations are supported to allow the addition of Name, Book Type, Volume, and Page on the image. Image quality metadata is captured as part of the image header along with a secured digital signature that certifies the fidelity and integrity of every image scanned.



Examples of imaging before (L) and after (R) advanced image cleanup and enhancements.

Quality Control (QC)

Our Quality Control (QC) process ensures that all images are certified. **Each image is sight checked during QC.** Kofile technicians ensure there are no missing pages, double feeds, or added attached pages. Then every processed image is inspected, and finally, a digital inventory check is conducted before delivery. Calhoun County Clerk can receive an image log noting the steps employed.

Advanced Equipment

Kofile can scan mixed-sized and large-format documents. Kofile employs a range of scanners to tailor imaging services to the document that requires imaging. All of scanners employ page detection to adjust for varying sizes of paper and, more importantly, thicknesses to reduce "pull-throughs" on thin papers following thick bond. Fragile documents are imaged by hand and not fed through an automated Document feeder. Kofile's technicians are trained to handle fragile documents.

SCOPE OF SERVICES

General treatments and services are outlined in the following. Services are tailored to the needs of the specific item.

Image—Archival Image Capture, Image Processing, Clean Up, & Enhancements (IM)

- Capture images at 300 dpi at 256 gray levels, ensuring the highest quality for poor contrast and legibility. Gray-scale ensures optimum resolution for each page.
- Maps will be captured at a minimum of 300 dpi. Full color, gray scale and black and white will be determined with each document type/book.
- Images accumulate as bi-tonal images in a Group IV TIFF format, PDF, or format to load to a record keeping system.
- IMAGE PERFECT, Kofile's proprietary software, ensures the optimum image quality with custom image clean up and enhancements such as deskew, despeckle, character repair, polarity reversal, and zonal processing.
- Crop excess blank space around image. This may involve manual cropping to ensure best quality image.
- Images are named (tagged for the directory file structure) by book, volume, and page. Case files are named by case number. Plats are named by cabinet and slide.
- Images are grouped (stapled) together to form documents. Cases are grouped and indexed to form documents by case number.
- If applicable, images are optimized and scaled for system output.
- When multiple documents (Deeds, Birth Record, etc.) exist on a single page, images are split so that each document is viewable individually. In the case of Vitals, this service incurs additional charges. Amendments are stapled to the appropriate Certificate and indexed in place of the original Certificate.
- STITCHING: If identified, images receive stitching where necessary, such as entries that horizontally span the length of more than one page.
- Calhoun County Clerk receives a MASTER in a medium suitable to the project size (e.g., SFTP, USB).
- Kofile can hold a security copy of all images for safekeeping.

PROJECT PRICING

This project is presented via TXMAS Contract No. TXMAS-23-92001. Please reference this number on the P.O. Without a signed agreement, prices are good for 90 days. All pricing is based on estimated page counts and condition. Final billing occurs on actual page counts and condition per mutually agreed upon pricing; not to exceed the P.O. without written authorization.

Calhoun County Clerk				
Imaging Project Overview - Estimated Volumes and Pricing				
Record Series	Date Range	Volume Range	Number of Volumes	Estimated Total
Official Public Records	1980's	1 thru 71	71	\$48,880.80

PURCHASING VIA TXMAS

Please reference Contract No. **TXMAS-23-92001** directly on the P.O. Kofile can prepare a 'Shopping Cart' in TxSmartBuy so Calhoun County Clerk can complete this purchase.

Calhoun County Clerk is billed using the following TXMAS line items:

TXMAS BILLING LINE ITEMS						
Part No.	NICP	DESCRIPTION	UNIT	UNIT PRICE	QUANTITY	LINE TOTAL
IMGP701	92030	Archival Imaging of Unbound Positive / Typescript	Page	\$0.73	66,960	\$48,880.80

<p>This proposal shall be governed by the terms of use found at https://kofile.com/termsandconditions. Billing Terms: Pay 50% upon inventory pick-up with the balance due upon project completion.</p>	
<p>CUSTOMER ACCEPTANCE</p> <p><i>Anna M. Goodman</i> _____ Signature of Authorized Official</p> <p>Anna M Goodman _____ Print Name of Authorized Official</p> <p>County Clerk _____ Title of Authorized Official</p> <p>9/4/24 _____ Date</p>	<p>KOFILE ACCEPTANCE</p> <p><i>Dick Surdykowski Jr.</i> _____ Signature of Authorized Official</p> <p>Dick Surdykowski Jr _____ Print Name of Authorized Official</p> <p>CRO _____ Title of Authorized Official</p> <p>8/8/24 _____ Date</p>

ACCESSIBILITY OF RECORDS

Records held at Kofile are maintained as private and confidential material. Calhoun County Clerk is

guaranteed access to records via email or toll-free fax at our expense. Upon receipt of a records request, Kofile will flag the requested record and verify inventory control, pull supporting paperwork, and email/fax a response to the approved requester or alternate. The turnaround time for a records request will meet or exceed requirements.

Please note that all records (including volumes, documents, digital images, metadata or microfilm) serviced by Kofile shall remain the property of Calhoun County Clerk. This policy applies to any agreement, verbal or written, between Calhoun County Clerk and Kofile.

The records are not used by Kofile other than in connection with providing the services pursuant to any agreement between Kofile and Calhoun County Clerk. The records are not commercially exploited by or on behalf of Kofile, its employees, officers, agents, invitees or assigns, in any respect.

Please let me know if you have any questions. We look forward to serving Calhoun County Clerk and to working together for the preservation and access of its public and historical assets.

Sincerely,

Billy Gerwick

Billy Gerwick

c: (832) 373-9124

e: billy.gerwick@kofile.com

lgs

CERTIFICATE OF INTERESTED PARTIES

FORM 1295

1 of 1

Complete Nos. 1 - 4 and 6 if there are interested parties.
Complete Nos. 1, 2, 3, 5, and 6 if there are no interested parties.

OFFICE USE ONLY CERTIFICATION OF FILING

1 Name of business entity filing form, and the city, state and country of the business entity's place of business.
Kofile Technologies, Inc.
Dallas, TX United States

Certificate Number:
2024-1205968

Date Filed:
08/26/2024

2 Name of governmental entity or state agency that is a party to the contract for which the form is being filed.
Calhoun County

Date Acknowledged:
9/4/24 JRV

3 Provide the identification number used by the governmental entity or state agency to track or identify the contract, and provide a description of the services, goods, or other property to be provided under the contract.
TXMAS-23-92001
Imaging of OPR Vol. 1-71

4	Name of Interested Party	City, State, Country (place of business)	Nature of interest (check applicable)	
			Controlling	Intermediary
	Kofile, Inc.	Dallas, TX United States	X	
	Crosno, Michael	Dallas, TX United States	X	
	Wilson, Tim	Dallas, TX United States	X	
	Strachan, Michael	Dallas, TX United States	X	
	Adams, Sharon	Dallas, TX United States	X	
	Sutterer, Lucas	Dallas, TX United States	X	

5 Check only if there is NO interested Party.

6 UNSWORN DECLARATION

My name is Sharon Adams and my date of birth is [REDACTED]

My address is [REDACTED] (street) [REDACTED] (city) [REDACTED] (state) [REDACTED] (zip code) [REDACTED] (country)

I declare under penalty of perjury that the foregoing is true and correct.

Executed in Dallas County, State of Texas, on the 26th day of August, 2024.
(month) (year)

Sharon D Adams

Signature of authorized agent of contracting business entity
(Declarant)

20

20. Consider and take necessary action to renew the Agreement with CompX for Tech Support and authorize EMS Director to sign. (JDJ)

RESULT:	APPROVED [UNANIMOUS]
MOVER:	Vern Lyssy, Commissioner Pct 2
SECONDER:	Gary Reese, Commissioner Pct 4
AYES:	Judge Meyer, Commissioner Lyssy, Behrens, Reese

YES! I want to renew my Tech-Support Agreement.

- 1 Year Tech-Support Agreement for only \$375.00
- Save 15% by renewing two years for only \$637.50
A savings of \$112.50!
- Save 25% by renewing three years for only \$843.75
A savings of \$281.25!

Please fill out and return this form, along with the chosen method of payment to:
CompX Fort, 715 Center Street, Grayslake, IL 60030

Three Convenient Payment Methods:

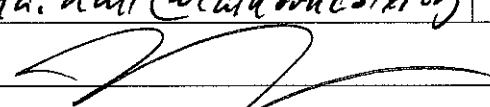
Credit Card Please choose one: Visa Mastercard American Express Discover

Card Account Number	Expiration
Name on Card	CVV2/CVC
Billing Address	
City, State, Zip	
Cardholder Signature	Date
Telephone Number	
Fax Number	
Email Address	

Check / Money Order Please make all checks / money orders payable to:

CompX Fort: 715 Center St., Grayslake, IL 60030. Attn: Sales Manager.

Bill Me Please provide "Bill To" information:

Facility / Company	CALHOUN COUNTY EMS		
Attention	DANNA HALL		
Address	705 HENRY BARBER WAY		
City, State, Zip	PORT LAVACA, TX 77979		
BILLING CONTACT (IF DIFFERENT FROM ABOVE)			
Name			
BILLING CONTACT Email	donna.hall@calhouncostx.org	BILLING CONTACT Phone	361-532-1140
Authorized signature			Date 09/04/2024

Request for Taxpayer Identification Number and Certification

**Give Form to the
 requester. Do not
 send to the IRS.**

▶ Go to www.irs.gov/FormW9 for instructions and the latest information.

1 Name (as shown on your income tax return). Name is required on this line; do not leave this line blank. CompX Security Products, Inc.	
2 Business name/disregarded entity name, if different from above	
3 Check appropriate box for federal tax classification of the person whose name is entered on line 1. Check only one of the following seven boxes. <input type="checkbox"/> Individual/sole proprietor or single-member LLC <input checked="" type="checkbox"/> C Corporation <input type="checkbox"/> S Corporation <input type="checkbox"/> Partnership <input type="checkbox"/> Trust/estate <input type="checkbox"/> Limited liability company. Enter the tax classification (C=C corporation, S=S corporation, P=Partnership) ▶ _____ Note: Check the appropriate box in the line above for the tax classification of the single-member owner. Do not check LLC if the LLC is classified as a single-member LLC that is disregarded from the owner unless the owner of the LLC is another LLC that is not disregarded from the owner for U.S. federal tax purposes. Otherwise, a single-member LLC that is disregarded from the owner should check the appropriate box for the tax classification of its owner. <input type="checkbox"/> Other (see instructions) ▶ _____	4 Exemptions (codes apply only to certain entities, not individuals; see instructions on page 3): Exempt payee code (if any) _____ Exemption from FATCA reporting code (if any) _____ <i>(Applies to accounts maintained outside the U.S.)</i>
5 Address (number, street, and apt. or suite no.) See instructions. 715 Center St.	Requester's name and address (optional) Calhoun Cty EMS 705 Henry Barber Way Port Lavaca, TX 77979
6 City, state, and ZIP code Grayslake, IL 60030	7 List account number(s) here (optional)

Print or type.
See Specific Instructions on page 3.

Part I Taxpayer Identification Number (TIN)

Enter your TIN in the appropriate box. The TIN provided must match the name given on line 1 to avoid backup withholding. For individuals, this is generally your social security number (SSN). However, for a resident alien, sole proprietor, or disregarded entity, see the instructions for Part I, later. For other entities, it is your employer identification number (EIN). If you do not have a number, see *How to get a TIN*, later.

Note: If the account is in more than one name, see the instructions for line 1. Also see *What Name and Number To Give the Requester* for guidelines on whose number to enter.

Social security number											
<table style="width: 100%; border-collapse: collapse;"> <tr> <td style="border: 1px solid black; width: 20px; height: 20px;"></td> <td style="border: 1px solid black; width: 20px; height: 20px;"></td> <td style="border: 1px solid black; width: 20px; height: 20px;"></td> <td style="border: 1px solid black; width: 20px; height: 20px;"></td> <td style="border: 1px solid black; width: 20px; height: 20px;"></td> <td style="border: 1px solid black; width: 20px; height: 20px;"></td> <td style="border: 1px solid black; width: 20px; height: 20px;"></td> <td style="border: 1px solid black; width: 20px; height: 20px;"></td> <td style="border: 1px solid black; width: 20px; height: 20px;"></td> <td style="border: 1px solid black; width: 20px; height: 20px;"></td> </tr> </table>											
or											
Employer identification number											
<table style="width: 100%; border-collapse: collapse;"> <tr> <td style="border: 1px solid black; width: 20px; height: 20px;">3</td> <td style="border: 1px solid black; width: 20px; height: 20px;">6</td> <td style="border: 1px solid black; width: 20px; height: 20px;">-</td> <td style="border: 1px solid black; width: 20px; height: 20px;">4</td> <td style="border: 1px solid black; width: 20px; height: 20px;">3</td> <td style="border: 1px solid black; width: 20px; height: 20px;">4</td> <td style="border: 1px solid black; width: 20px; height: 20px;">5</td> <td style="border: 1px solid black; width: 20px; height: 20px;">3</td> <td style="border: 1px solid black; width: 20px; height: 20px;">6</td> <td style="border: 1px solid black; width: 20px; height: 20px;">6</td> </tr> </table>	3	6	-	4	3	4	5	3	6	6	
3	6	-	4	3	4	5	3	6	6		

Part II Certification

Under penalties of perjury, I certify that:

1. The number shown on this form is my correct taxpayer identification number (or I am waiting for a number to be issued to me); and
2. I am not subject to backup withholding because: (a) I am exempt from backup withholding, or (b) I have not been notified by the Internal Revenue Service (IRS) that I am subject to backup withholding as a result of a failure to report all interest or dividends, or (c) the IRS has notified me that I am no longer subject to backup withholding; and
3. I am a U.S. citizen or other U.S. person (defined below); and
4. The FATCA code(s) entered on this form (if any) indicating that I am exempt from FATCA reporting is correct.

Certification instructions. You must cross out item 2 above if you have been notified by the IRS that you are currently subject to backup withholding because you have failed to report all interest and dividends on your tax return. For real estate transactions, item 2 does not apply. For mortgage interest paid, acquisition or abandonment of secured property, cancellation of debt, contributions to an individual retirement arrangement (IRA), and generally, payments other than interest and dividends, you are not required to sign the certification, but you must provide your correct TIN. See the instructions for Part II, later.

Sign Here	Signature of U.S. person ▶ <i>Chris Hadfield</i>	Date ▶ 8/27/24
------------------	--	-----------------------

General Instructions

Section references are to the Internal Revenue Code unless otherwise noted.

Future developments. For the latest information about developments related to Form W-9 and its instructions, such as legislation enacted after they were published, go to www.irs.gov/FormW9.

Purpose of Form

An individual or entity (Form W-9 requester) who is required to file an information return with the IRS must obtain your correct taxpayer identification number (TIN) which may be your social security number (SSN), individual taxpayer identification number (ITIN), adoption taxpayer identification number (ATIN), or employer identification number (EIN), to report on an information return the amount paid to you, or other amount reportable on an information return. Examples of information returns include, but are not limited to, the following.

- Form 1099-INT (interest earned or paid)

- Form 1099-DIV (dividends, including those from stocks or mutual funds)
- Form 1099-MISC (various types of income, prizes, awards, or gross proceeds)
- Form 1099-B (stock or mutual fund sales and certain other transactions by brokers)
- Form 1099-S (proceeds from real estate transactions)
- Form 1099-K (merchant card and third party network transactions)
- Form 1098 (home mortgage interest), 1098-E (student loan interest), 1098-T (tuition)
- Form 1099-C (canceled debt)
- Form 1099-A (acquisition or abandonment of secured property)

Use Form W-9 only if you are a U.S. person (including a resident alien), to provide your correct TIN.

If you do not return Form W-9 to the requester with a TIN, you might be subject to backup withholding. See What is backup withholding, later.

Calhoun County EMS
705 Henry Barber Way
Port Lavaca, TX 77979
Attn: Dustin Jenkins

August 29th, 2024

Mr. Jenkins,

Thank you for your interest in CompX Security Products and our eLock products.

Our company was founded in 1903 creating mechanical locks and we have been directly supplying quality electronic products to the EMS community for over 15 years and to the US Healthcare market for more than 25 years.

Please be advised that CompX International is a Publicly traded company registered with the SEC using the ticker symbol NYSE:CIX since 1993. Previously we were known as National Cabinet Lock, which was founded in 1903 in Rockford, IL.

We look forward to working with you in the very near future. Please let me know if you need any additional information.

Respectfully,

Aaron M McMahon
National Acct Manager
COMPX SECURITY PRODUCTS

cc: Todd Sandwisch

21

21. Consider and take necessary action on any necessary budget adjustments. (RHM)

RESULT:	APPROVED [UNANIMOUS]
MOVER:	Gary Reese, Commissioner Pct 4
SECONDER:	Joel Behrens, Commissioner Pct 3
AYES:	Judge Meyer, Commissioner Lyssy, Behrens, Reese

COMMISSIONERS' COURT BUDGET ADJUSTMENT APPROVAL LIST

HEARING DATE: Wednesday, September 4, 2024 HEARING TYPE: REGULAR BUDGET YEAR: 2024

FUND NAME GENERAL FUND

FUND NO: 1000

DEPARTMENT NAME: COMMISSIONERS COURT

DEPARTMENT NO: 230

AMENDMENT NO: 6786 REQUESTOR: COUNTY AUDITOR/OVERDRAWN

AMENDMENT REASON: OVERDRAWN ACCOUNTS

ACCT NO	ACCT NAME	GRANT NO	GRANT NAME	REVENUE		EXPENDITURE		FUND BAL	
				INCREASE	DECREASE	INCREASE	DECREASE	INCREASE	DECREASE
53030	PHOTO COPIES/SUPPLIES	999	NO GRANT	\$0	\$0	\$0	\$0	\$295	\$295
54040	SUBSCRIPTIONS	999	NO GRANT	\$0	\$0	\$0	\$0	\$185	\$185
63920	MISCELLANEOUS	999	NO GRANT	\$0	\$0	\$480	\$0	\$0	(\$480)
AMENDMENT NO 6786 TOTAL				\$0	\$0	\$480	\$0	\$480	\$0
COMMISSIONERS COURT TOTAL				\$0	\$0	\$480	\$480	\$480	\$0

DEPARTMENT NAME: COUNTY JUDGE

DEPARTMENT NO: 260

AMENDMENT NO: 6786 REQUESTOR: COUNTY AUDITOR/OVERDRAWN

AMENDMENT REASON: OVERDRAWN ACCOUNTS

ACCT NO	ACCT NAME	GRANT NO	GRANT NAME	REVENUE		EXPENDITURE		FUND BAL	
				INCREASE	DECREASE	INCREASE	DECREASE	INCREASE	DECREASE
53030	PHOTO COPIES/SUPPLIES	999	NO GRANT	\$0	\$0	\$0	\$0	\$200	\$200
54010	DUES & SUBSCRIPTIONS	999	NO GRANT	\$0	\$0	\$0	\$0	\$300	\$300
63920	MISCELLANEOUS	999	NO GRANT	\$0	\$0	\$500	\$0	\$0	(\$500)
AMENDMENT NO 6786 TOTAL				\$0	\$0	\$500	\$0	\$500	\$0
COUNTY JUDGE TOTAL				\$0	\$0	\$500	\$500	\$500	\$0

DEPARTMENT NAME: EMERGENCY COMMUNICATION DIVISION DEPARTMENT NO: 635

COMMISSIONERS' COURT BUDGET ADJUSTMENT APPROVAL LIST

HEARING DATE: Wednesday, September 4, 2024 HEARING TYPE: REGULAR BUDGET YEAR: 2024

FUND NAME GENERAL FUND

FUND NO: 1000

DEPARTMENT NAME: EMERGENCY COMMUNICATION DIVISION DEPARTMENT NO: 635

AMENDMENT NO: 6786 REQUESTOR: COUNTY AUDITOR/OVERDRAWN

AMENDMENT REASON: OVERDRAWN ACCOUNTS

ACCT NO	ACCT NAME	GRANT NO	GRANT NAME	REVENUE INCREASE	REVENUE DECREASE	EXPENDITURE INCREASE	EXPENDITURE DECREASE	FUND BAL INCREASE (DECREASE)
50415	DISPATCHER	999	NO GRANT	\$0	\$0	\$0	\$77,574	\$77,574
70654	BUILDING-EMERGENCY COMMUNIC	999	NO GRANT	\$0	\$0	\$77,574	\$0	(\$77,574)
AMENDMENT NO 6786 TOTAL				\$0	\$0	\$77,574	\$77,574	\$0
EMERGENCY COMMUNICATION DIVISION TOTAL				\$0	\$0	\$77,574	\$77,574	\$0

DEPARTMENT NAME: EMERGENCY MANAGEMENT DEPARTMENT NO: 630

AMENDMENT NO: 6786 REQUESTOR: COUNTY AUDITOR/OVERDRAWN

AMENDMENT REASON: OVERDRAWN ACCOUNTS

ACCT NO	ACCT NAME	GRANT NO	GRANT NAME	REVENUE INCREASE	REVENUE DECREASE	EXPENDITURE INCREASE	EXPENDITURE DECREASE	FUND BAL INCREASE (DECREASE)
51630	COMP TIME PAY	999	NO GRANT	\$0	\$0	\$2,157	\$0	(\$2,157)
53470	RADIO EQUIPMENT SUPPLIES	999	NO GRANT	\$0	\$0	\$0	\$499	\$499
54020	DUES	999	NO GRANT	\$0	\$0	\$0	\$349	\$349
60332	AUTO ALLOWANCES	999	NO GRANT	\$0	\$0	\$0	\$1,309	\$1,309
AMENDMENT NO 6786 TOTAL				\$0	\$0	\$2,157	\$2,157	\$0
EMERGENCY MANAGEMENT TOTAL				\$0	\$0	\$2,157	\$2,157	\$0

DEPARTMENT NAME: EMERGENCY MEDICAL SERVICES DEPARTMENT NO: 345

COMMISSIONERS' COURT BUDGET ADJUSTMENT APPROVAL LIST

HEARING DATE: Wednesday, September 4, 2024 HEARING TYPE: REGULAR BUDGET YEAR: 2024

FUND NAME GENERAL FUND **FUND NO: 1000**

DEPARTMENT NAME: EMERGENCY MEDICAL SERVICES DEPARTMENT NO: 345

AMENDMENT NO: 6786 REQUESTOR: COUNTY AUDITOR/OVERDRAWN

AMENDMENT REASON: OVERDRAWN ACCOUNTS

ACCT NO	ACCT NAME	GRANT NO	GRANT NAME	REVENUE INCREASE	REVENUE DECREASE	EXPENDITURE INCREASE	EXPENDITURE DECREASE	FUND BAL INCREASE	FUND BAL DECREASE
50815	PARAMEDIC	999	NO GRANT	\$0	\$0	\$0	\$1,200	\$1,200	
66505	TRAVEL/DUES/SUBSCRIPTIONS	999	NO GRANT	\$0	\$0	\$1,000	\$0		(\$1,000)
66590	UNIFORMS	999	NO GRANT	\$0	\$0	\$200	\$0		(\$200)
AMENDMENT NO 6786 TOTAL				\$0	\$0	\$1,200	\$1,200	\$0	
EMERGENCY MEDICAL SERVICES TOTAL				\$0	\$0	\$1,200	\$1,200	\$0	

DEPARTMENT NAME: LIBRARY DEPARTMENT NO: 140

AMENDMENT NO: 6786 REQUESTOR: COUNTY AUDITOR/OVERDRAWN

AMENDMENT REASON: OVERDRAWN ACCOUNTS

ACCT NO	ACCT NAME	GRANT NO	GRANT NAME	REVENUE INCREASE	REVENUE DECREASE	EXPENDITURE INCREASE	EXPENDITURE DECREASE	FUND BAL INCREASE	FUND BAL DECREASE
53030	PHOTO COPIES/SUPPLIES	999	NO GRANT	\$0	\$0	\$0	\$200	\$200	
64790	POSTAGE	999	NO GRANT	\$0	\$0	\$200	\$0		(\$200)
AMENDMENT NO 6786 TOTAL				\$0	\$0	\$200	\$200	\$0	
LIBRARY TOTAL				\$0	\$0	\$200	\$200	\$0	

DEPARTMENT NAME: ROAD AND BRIDGE-PRECINCT #2 DEPARTMENT NO: 550

COMMISSIONERS' COURT BUDGET ADJUSTMENT APPROVAL LIST

HEARING DATE: Wednesday, September 4, 2024 HEARING TYPE: REGULAR BUDGET YEAR: 2024

FUND NAME GENERAL FUND **FUND NO: 1000**

DEPARTMENT NAME: ROAD AND BRIDGE-PRECINCT #2 DEPARTMENT NO: 550

AMENDMENT NO: 6786 REQUESTOR: COUNTY AUDITOR/OVERDRAWN

AMENDMENT REASON: OVERDRAWN ACCOUNTS

ACCT NO	ACCT NAME	GRANT NO	GRANT NAME	REVENUE INCREASE	REVENUE DECREASE	EXPENDITURE INCREASE	EXPENDITURE DECREASE	FUND BAL INCREASE/DECREASE
53210	MACHINERY PARTS/SUPPLIES	999	NO GRANT	\$0	\$0	\$772	\$0	(\$772)
53510	ROAD & BRIDGE SUPPLIES	999	NO GRANT	\$0	\$0	\$0	\$1,704	\$1,704
63530	MACHINERY/EQUIPMENT REPAIRS	999	NO GRANT	\$0	\$0	\$932	\$0	(\$932)
AMENDMENT NO 6786 TOTAL				\$0	\$0	\$1,704	\$1,704	\$0
ROAD AND BRIDGE-PRECINCT #2 TOTAL				\$0	\$0	\$1,704	\$1,704	\$0

DEPARTMENT NAME: ROAD AND BRIDGE-PRECINCT #4 DEPARTMENT NO: 570

AMENDMENT NO: 6784 REQUESTOR: COMMISSIONER PRECINCT #4

AMENDMENT REASON: LINE ITEM ADJUSTMENT

ACCT NO	ACCT NAME	GRANT NO	GRANT NAME	REVENUE INCREASE	REVENUE DECREASE	EXPENDITURE INCREASE	EXPENDITURE DECREASE	FUND BAL INCREASE/DECREASE
60520	BUILDING REPAIRS	999	NO GRANT	\$0	\$0	\$0	\$3,146	\$3,146
70750	CAPITAL OUTLAY	999	NO GRANT	\$0	\$0	\$3,146	\$0	(\$3,146)
AMENDMENT NO 6784 TOTAL				\$0	\$0	\$3,146	\$3,146	\$0
ROAD AND BRIDGE-PRECINCT #4 TOTAL				\$0	\$0	\$3,146	\$3,146	\$0
GENERAL FUND TOTAL				\$0	\$0	\$86,961	\$86,961	\$0

FUND NAME AIRPORT FUND **FUND NO: 2610**

DEPARTMENT NAME: NO DEPARTMENT DEPARTMENT NO: 999

COMMISSIONERS' COURT BUDGET ADJUSTMENT APPROVAL LIST

HEARING DATE: Wednesday, September 4, 2024

HEARING TYPE: REGULAR

BUDGET YEAR: 2024

FUND NAME AIRPORT FUND

FUND NO: 2610

DEPARTMENT NAME: NO DEPARTMENT

DEPARTMENT NO: 999

AMENDMENT NO: 6786 REQUESTOR: COUNTY AUDITOR/OVERDRAWN

AMENDMENT REASON: OVERDRAWN ACCOUNTS

ACCT NO	ACCT NAME	GRANT NO	GRANT NAME	REVENUE INCREASE	REVENUE DECREASE	EXPENDITURE INCREASE	EXPENDITURE DECREASE	FUND BAL INCREASE/DECREASE
63530	MACHINERY/EQUIPMENT REPAIRS	999	NO GRANT	\$0	\$0	\$2,173	\$0	(\$2,173)
64320	OTHER SERVICES/PROGRAMS	999	NO GRANT	\$0	\$0	\$0	\$2,173	\$2,173
AMENDMENT NO 6786 TOTAL				\$0	\$0	\$2,173	\$2,173	\$0
NO DEPARTMENT TOTAL				\$0	\$0	\$2,173	\$2,173	\$0
AIRPORT FUND TOTAL				\$0	\$0	\$2,173	\$2,173	\$0

FUND NAME JUSTICE COURT TECHNOLOGY FUND

FUND NO: 2719

DEPARTMENT NAME: NO DEPARTMENT

DEPARTMENT NO: 999

AMENDMENT NO: 6785 REQUESTOR: JUSTICE COURT TECHNOLOGY FUND

AMENDMENT REASON: ADJUST BUDGET FOR MAY 2024 REVENUE

ACCT NO	ACCT NAME	GRANT NO	GRANT NAME	REVENUE INCREASE	REVENUE DECREASE	EXPENDITURE INCREASE	EXPENDITURE DECREASE	FUND BAL INCREASE/DECREASE
70751	CAPITAL OUTLAY-JP PCT #1	999	NO GRANT	\$0	\$0	\$174	\$0	(\$174)
70752	CAPITAL OUTLAY-JP PCT #2	999	NO GRANT	\$0	\$0	\$54	\$0	(\$54)
70753	CAPITAL OUTLAY-JP PCT #3	999	NO GRANT	\$0	\$0	\$39	\$0	(\$39)
70754	CAPITAL OUTLAY-JP PCT #4	999	NO GRANT	\$0	\$0	\$64	\$0	(\$64)
70755	CAPITAL OUTLAY-JP PCT #5	999	NO GRANT	\$0	\$0	\$38	\$0	(\$38)
AMENDMENT NO 6785 TOTAL				\$0	\$0	\$369	\$0	(\$369)
NO DEPARTMENT TOTAL				\$0	\$0	\$369	\$0	(\$369)

DEPARTMENT NAME: REVENUE

DEPARTMENT NO: 1

COMMISSIONERS' COURT BUDGET ADJUSTMENT APPROVAL LIST

HEARING DATE: Wednesday, September 4, 2024 HEARING TYPE: REGULAR BUDGET YEAR: 2024

FUND NAME JUSTICE COURT TECHNOLOGY FUND

FUND NO: 2719

DEPARTMENT NAME: REVENUE

DEPARTMENT NO: 1

AMENDMENT NO: 6785 REQUESTOR: JUSTICE COURT TECHNOLOGY FUND

AMENDMENT REASON: ADJUST BUDGET FOR MAY 2024 REVENUE

ACCT NO	ACCT NAME	GRANT NO	GRANT NAME	REVENUE INCREASE	REVENUE DECREASE	EXPENDITURE INCREASE	EXPENDITURE DECREASE	FUND BAL INCREASE (DECREASE)
44061	FEES-JUSTICE OF PEACE-PRECINC	999	NO GRANT	\$168	\$0	\$0	\$0	\$168
44062	FEES-JUSTICE OF PEACE PRECINC	999	NO GRANT	\$52	\$0	\$0	\$0	\$52
44063	FEES-JUSTICE OF PEACE PRECINC	999	NO GRANT	\$38	\$0	\$0	\$0	\$38
44064	FEES-JUSTICE OF PEACE PRECINC	999	NO GRANT	\$62	\$0	\$0	\$0	\$62
44065	FEES-JUSTICE OF PEACE PRECINC	999	NO GRANT	\$37	\$0	\$0	\$0	\$37
46020	INT INC-JUSTICE SYSTEM	999	NO GRANT	\$12	\$0	\$0	\$0	\$12
AMENDMENT NO 6785 TOTAL				\$369	\$0	\$0	\$0	\$369
REVENUE TOTAL				\$369	\$0	\$0	\$0	\$369

JUSTICE COURT TECHNOLOGY FUND TOTAL	\$369	\$0	\$369	\$0
Grand Total	\$369	\$0	\$89,503	\$89,134

22

22. Approval of bills and payroll. (RHM)

MMC Bills:	
RESULT:	APPROVED [UNANIMOUS]
MOVER:	Gary Reese, Commissioner Pct 4
SECONDER:	Vern Lyssy, Commissioner Pct 2
AYES:	Judge Meyer, Commissioner Lyssy, Behrens, Reese

County Bills:	
RESULT:	APPROVED [UNANIMOUS]
MOVER:	Gary Reese, Commissioner Pct 4
SECONDER:	Vern Lyssy, Commissioner Pct 2
AYES:	Judge Meyer, Commissioner Lyssy, Behrens, Reese

Adjourned 10:41am

September 4, 2024

APPROVAL LIST - 2024 BUDGET
COMMISSIONERS COURT MEETING OF

09/04/24

BALANCE BROUGHT FORWARD FROM APPROVAL LIST REPORT PAGE 22

\$332,687.60

FLCA	PAYROLL 8/30/2024
MEDICARE	PAYROLL 8/30/2024
FMH	PAYROLL 8/30/2024
NATIONWIDE RETIREMENT SOLUTIONS	PAYROLL 8/30/2024
OFFICE OF THE ATTORNEY GENERAL - CHILD SUPPORT	PAYROLL 8/30/2024
VOYA	PAYROLL 8/30/2024
VOYAGER	FUEL USAGE

P/R	\$	67,356.26
P/R	\$	15,752.36
P/R	\$	43,514.69
P/R	\$	1,787.50
P/R	\$	2,322.10
P/R	\$	1,850.00
A/P	\$	19,634.87

TOTAL VENDOR DISBURSEMENTS:

\$ 484,905.38

CALHOUN COUNTY OPERATING ACCOUNT (TRANSFER FROM MONEY MKT TO OP ACCT FOR AP & PAYROLL)
NEXBANK (TRANSFER TO PROSPERITY MONEY MKT ACCOUNT)

\$ 1,500,000.00
\$ 4,000,000.00

TOTAL INVESTMENT ACTIVITY AND TRANSFERS BETWEEN FUNDS:

\$ 5,500,000.00

TOTAL AMOUNT FOR APPROVAL:

\$ 5,984,905.38

CALHOUN COUNTY, TEXAS
 Posted General Ledger Transactions - APPROVAL LIST - COMM CRT - 09.04.24
 1000 - GENERAL FUND

Dept Title	Dept C...	GL Title	GL Code	Vendor Name	Ver... ID	Document Number	Transaction Description	Debit	Credit
AMBULANCE OPERATIONS-GENERAL	290	MACHINE MAINTENANCE	63300	MORTON MORROW INC	4046	INV4476	GNL AMB 8/22 ANN PREVENT MAINT, AIR FILTER	887.38	
AMBULANCE OPERATIONS-GENERAL	Total 290							887.38	0.00
AMBULANCE OPERATIONS-SEADRIFT	340	SERVICES	65740	FRONTIER COMMUNICATIONS	2855	3617852...	SEA AMB 8/25 361-785-2911-010699-5 PHONE 8/25- 9/24	65.84	
AMBULANCE OPERATIONS-SEADRIFT	Total 340							65.84	0.00
BUILDING MAINTENANCE	170	UTILITIES-AG BLDG/FAIRGROUNDS	66602	REPUBLIC SERVICES #847	8897	0847001...	FG 8/26 ACT# 3-0847-0004638 SEPT 2024 TRASH	231.97	
BUILDING MAINTENANCE		UTILITIES-COURTHOUSE AND JAIL	66604	REPUBLIC SERVICES #847	8897	0847001...	CH 8/26 ACT# 3-0847-0004639 SEPT 2024 TRASH	485.64	
BUILDING MAINTENANCE		UTILITIES-JAIL	66605	REPUBLIC SERVICES #847	8897	0847001...	JAIL 8/26 ACT# 3-0847-0004640 SEPT 2024 TRASH	378.52	
BUILDING MAINTENANCE	Total 170							1,096.13	0.00
COUNTY AUDITOR	190	MACHINE MAINTENANCE	63500	CSI	8885	129285	AUDITOR 7/15 AUG 2024 ALARM MONITORING	35.00	
COUNTY AUDITOR	Total 190							35.00	0.00
COUNTY CLERK	250	GENERAL OFFICE SUPPLIES	53020	COASTAL OFFICE SOLUTIONS, INC	9063	OEQT27...	CO CLK 8/9 ENVELOPES	245.00	
COUNTY CLERK		TRAINING-REGISTRATION FEES	66322	CDCAT REGION 8	9700	PO2508...	CO CLK 8/21 CONF REG-HOLLADAY, GOODMAN	160.00	
COUNTY CLERK	Total 250							405.00	0.00
COUNTY TAX COLLECTOR	200	COPY MACHINE LEASE	61340	GREAT AMERICA FINANCIAL	2751	37259059	TAX A/C 8/20 COPIER LEASE	145.31	

CALHOUN COUNTY, TEXAS
 Posted General Ledger Transactions - APPROVAL LIST - COMM CRT - 09.04.24
 1000 - GENERAL FUND

Dept Title	Dept C...	GL Title	GL Code	Vendor Name	Ven... ID	Document Number	Transaction Description	Debit	Credit
COUNTY TAX COLLECTOR	Total 200							145.31	0.00
COUNTY TREASURER	210	MACHINE MAINTENANCE	63500	CSI	8885	127840	TREAS 5/15 JUNE 2024 ALARM MONITORING	35.00	
COUNTY TREASURER	Total 210							35.00	0.00
DISTRICT ATTORNEY	510	TRAINING REGISTRATION FEES/TRAVEL	66310	TEXAS DIST & CO ATTORNEY ASSOC	7606	250919	DA 8/19 CONF REG-YBARBO, CARDONA, JOHNSON	525.00	
DISTRICT ATTORNEY	Total 510	BOOKS-LAW	70500	MATTHEW BENDER & CO INC	4222	3939601C	DA 8/16 INST- TX CRIM PRACTICE SET	1,422.00	
DISTRICT ATTORNEY	Total 510							1,947.00	0.00
DISTRICT CLERK	420	GENERAL OFFICE SUPPLIES	53020	QUILL LLC	6602	40027433	DIST CLK 8/13 TRASH BAGS	46.79	
DISTRICT CLERK		MACHINE MAINTENANCE	63500	MOON ALAN R	52	557	DIST CLK 8/21 REPAIR ICE MAKER	45.00	
DISTRICT CLERK		TRAINING TRAVEL OUT OF COUNTY	66316	CDCAT REGION 8	9700	PO4202...	DIST CLK 8/20 CONF REG-KABELA, GARCIA, KOBLE	240.00	
DISTRICT CLERK	Total 420							331.79	0.00
DISTRICT COURT	430	ADULT ASSIGNED-ATTORNEY FEES	60050	DOWNING GILLIAM LAW PLLC	4062	2024182	DIST CRT 8/20 C# 2022-CR-8575-DC J. ROMO	3,600.00	
DISTRICT COURT	Total 430							3,600.00	0.00
ELECTIONS	270	GENERAL OFFICE SUPPLIES	53020	AQUA BEVERAGE CO	89	140063	ELEC 8/20 WATER	39.50	
ELECTIONS		COPY MACHINE LEASE	61340	GREAT AMERICA FINANCIAL	2751	37195260	ELEC 8/12 COPIER LEASE	125.00	
ELECTIONS	Total 270							164.50	0.00
EMERGENCY COMMUNICATION DIVISION	635	TELEPHONE SERVICES	66192	AT&T MOBILITY	5209	3619206...	EMER COMM 8/19 ACT# 287343846709 PHONE 7/20-8/19	41.85	

CALHOUN COUNTY, TEXAS
 Posted General Ledger Transactions - APPROVAL LIST - COMM CRT - 09.04.24
 1000 - GENERAL FUND

Dept Title	Dept C...	GL Title	GL Code	Vendor Name	Ven... ID	Document Number	Transaction Description	Debit	Credit
EMERGENCY COMMUNICATION DIVISION	Total 635							41.85	0.00
EMERGENCY MANAGEMENT	630	PROGRAM SUPPLIES	53310	CREATIVE PRODUCT SOURCE INC	223	CP11041...	EMER MGMT 8/20 (1000) MOOD SHADOW PENCILS	942.02	
EMERGENCY MANAGEMENT	Total 630							942.02	0.00
EMERGENCY MEDICAL SERVICES	345	BUILDING SUPPLIES/PARTS	53610	GULF COAST PAPER CO INC	2619	2563759	EMS 8/20 WIPES REFILL	150.42	
		SUPPLIES/OPERATING EXPENSES	53980	BOUND TREE MEDICAL, LLC	412	85455621	EMS 8/19 BVM MASKS, I-GELS, NALOXONE	1,934.06	
			53980	GULF COAST HARDWARE LLC	63198	191470	EMS 8/19 PVC CONDUIT, ELBOW BELL-COMPUTERS	91.97	
		CONTINUING EDUCATION	61080	TEXAS EMS CONFERENCE	7619	3938382...	EMS 6/4 CONF REG- MAYNE	45.00	
		MACHINE MAINTENANCE	63500	HURT'S WASTEWATER MANAGEMENT	3122	2017115...	EMS 5TH 6/5 SEPTIC SYST MAINT 7/6/24 - 7/6/25	685.00	
			63500	GULF COAST HARDWARE LLC	63198	191502	EMS 8/20 COMPUTER CABLE	299.00	
		TRAVEL/DUES/SUBSCRIPTI...	66505	MAYNE JOHN	EM...	PO3458...	EMS 8/25 TRAVEL REIMB-CLEBURNE, TX 8/23- 8/25	600.35	
		UTILITIES	66600	SEAPORT LAKES WATER SYSTEM LLC	1560	1808	EMS 5TH 9/2 WATER	30.00	
			66600	VICTORIA ELECTRIC COOP, INC	8205	9870170...	EMS 5TH 8/26 ACT# 987017-001 ELEC 7/17- 8/17	479.40	
			66600	REPUBLIC SERVICES #847	8897	0847001...	EMS 8/26 ACT# 3-0847-0004637 SEPT 2024 TRASH	188.97	
		VEHICLE FUEL/OIL/SERVICE	67120	KERRI BOYD, TAX ASSESSOR	4041	307403/...	EMS 8/23 REGISTRATION	7.50	
EMERGENCY MEDICAL SERVICES	Total 345							4,511.67	0.00
EXTENSION SERVICE	110	GENERAL OFFICE SUPPLIES	53020	QUILL LLC	6602	39956020	EXT SVC 8/8 PLASTIC BOXES, CUPS	150.27	

CALHOUN COUNTY, TEXAS
 Posted General Ledger Transactions - APPROVAL LIST - COMM CRT - 09.04.24
 1000 - GENERAL FUND

Dept Title	Dept C...	GL Title	GL Code	Vendor Name	Yen... ID	Document Number	Transaction Description	Debit	Credit
EXTENSION SERVICE	Total 110	VEHICLE FUEL/OIL/SERVICE	67120	KERRI BOYD, TAX ASSESSOR	4041	1346046...	EXT SVC 8/20 REGISTRATION	7.50	
FIRE PROTECTION-OLJVA/P.. ALTO	650	SERVICES	65740	DIAMOND INSPECTIONS #2	1422	17098	OPA VFD 8/22 STATE INSPECTION	7.00	
FIRE PROTECTION-OLJVA/P.. ALTO	Total 650		65740	KERRI BOYD, TAX ASSESSOR	4041	1388622...	OPA VFD 8/22 REGISTRATION	7.50	
FIRE PROTECTION-SIX MILE	695	UTILITIES	66600	VICTORIA ELECTRIC COOP, INC	8205	9812700...	6MILE VFD 8/26 ACT# 981270-022 ELEC 7/17- 8/17	108.07	
FIRE PROTECTION-SIX MILE	Total 695							108.07	0.00
HUMAN RESOURCES	265	GENERAL OFFICE SUPPLIES	53020	QUILL LLC	6602	40125885	HR 8/19 PENS, TRASH BAGS, HIGHLIGHTERS, POST-ITS	123.26	
HUMAN RESOURCES	Total 265							123.26	0.00
INDIGENT HEALTH CARE	360	CARE OF INDIGENTS-GULF BEND	60644	GULF BEND CENTER	2638	PO2024...	INDIGENT HLTH CARE 8/21 CARE OF INDIGENTS @ GULF BEND	26,000.00	
INDIGENT HEALTH CARE	Total 360							26,000.00	0.00
INFORMATION TECHNOLOGY	275	UTILITIES-117 W. ASH ST. BUILDING	66609	CENTERPOINT ENERGY	1805	2799453...	IT 8/29 ACT# 2799453-2 CCF 0 7/25- 8/23	50.96	
INFORMATION TECHNOLOGY			66609	REPUBLIC SERVICES #847	8897	0847001...	IT 8/26 ACT# 3-0847-0004634 SEPT 2024 TRASH	39.08	

CALHOUN COUNTY, TEXAS
 Posted General Ledger Transactions - APPROVAL LIST - COMM CRT - 09.04.24
 1000 - GENERAL FUND

Dept Title	Dept C...	GL Title	GL Code	Vendor Name	Ven... ID	Document Number	Transaction Description	Debit	Credit
INFORMATION TECHNOLOGY	Total 275							90.04	0.00
JAIL OPERATIONS	180	JAIL MAINTENANCE/SUPPLIES	53420	PERFORMANCE FOOD GROUP INC	63650	3035704	JAIL 8/22 SANITIZER	36.08	
		GROCERIES	53955	PERFORMANCE FOOD GROUP INC	63650	3032167	JAIL 8/15 INMATE GROCERIES	2,492.05	
			53955	PERFORMANCE FOOD GROUP INC	63650	3033886	JAIL 8/19 INMATE GROCERIES	1,748.87	
			53955	PERFORMANCE FOOD GROUP INC	63650	3035704	JAIL 8/22 INMATE GROCERIES	2,433.01	
			53955	PERFORMANCE FOOD GROUP INC	63650	3037192	JAIL 8/26 INMATE GROCERIES	2,281.94	
			53955	PERFORMANCE FOOD GROUP INC	63650	3039147	JAIL 8/29 INMATE GROCERIES	2,470.35	
		SUPPLIES-MISCELLANEOUS	53992	PERFORMANCE FOOD GROUP INC	63650	3032167	JAIL 8/15 CONTAINERS, CUPS, HAIR NETS	147.17	
			53992	PERFORMANCE FOOD GROUP INC	63650	3037192	JAIL 8/26 FOIL	49.27	
		SOFTWARE MAINTENANCE (ANNUAL)	65835	DELL MARKETING LP	1466	1076118...	JAIL 7/19 JMS SUPPORT	540.40	
JAIL OPERATIONS	Total 180							12,199.14	0.00
JUSTICE OF PEACE PRECINCT #2	460	GENERAL OFFICE SUPPLIES	53020	QUILL LLC	6602	39901853	JP2 8/6 TONER	716.97	
			53020	QUILL LLC	6602	39909031	JP2 8/6 TONER, POST-ITS, PENS, MISC SUPP	572.62	
JUSTICE OF PEACE PRECINCT #2	Total 460							1,289.59	0.00
JUSTICE OF PEACE PRECINCT #1	450	GENERAL OFFICE SUPPLIES	53020	QUILL LLC	6602	39901441	JP1 8/6 TONER	669.57	
			53020	QUILL LLC	6602	39908848	JP1 8/6 TONER	534.57	
JUSTICE OF PEACE PRECINCT #1	Total 450							1,204.14	0.00

CALHOUN COUNTY, TEXAS
 Posted General Ledger Transactions - APPROVAL LIST - COMM CRT - 09.04.24
 1000 - GENERAL FUND

Dept Title	Dept C...	GL Title	GL Code	Vendor Name	Ven... ID	Document Number	Transaction Description	Debit	Credit
JUSTICE OF PEACE-PRECIINCT #3	470	TELEPHONE SERVICES	66192	MCI COMM SERVICE	3181	5P82989...	JP3 8/19 ACT# 5P829898 LONG DISTANCE SVC	35.82	
	Total 470							35.82	0.00
JUSTICE OF PEACE-PRECIINCT #3	480	TELEPHONE SERVICES	66192	MCI MEGA PREFERRED	5035	POMC18...	CALCO 8/19 ACT# 08615304863 LONG DISTANCE SVC	0.35	
	Total 480							0.35	0.00
JUSTICE OF PEACE-PRECIINCT #5	490	TELEPHONE SERVICES	66192	MCI MEGA PREFERRED	5035	POMC18...	CALCO 8/19 ACT# 08615304863 LONG DISTANCE SVC	0.51	
	Total 490							0.51	0.00
LIBRARY	140	GENERAL OFFICE SUPPLIES	53020	QUILL LLC	6602	40151224	LIBRARY 8/20 DIVIDERS, LABELS, PAPER, CARDS/STOCK	566.82	
		INTERNET SERVICES	62955	T MOBILE USA INC	79681	9966804...	LIBRARY 8/22 ACT# 996680425 (10) HOTSPTS 7/21- 8/20	300.72	
		REPAIRS-SEADRIFT LIBRARY	65478	COASTAL REFRIGERATION	812	8623448	SEA LIBRARY 8/15 BLOWER MOTOR, FUSES, FAN DELAY CNTRLR	1,525.10	
		TELEPHONE SERVICES	66192	FRONTIER COMMUNICATIONS	2855	3617854...	LIBRARY 8/25 A# 361-785-4241-020867-5 PHONE 8/25- 9/24	136.72	
			66192	MCI MEGA PREFERRED	5035	POMC18...	CALCO 8/19 ACT# 08615304863 LONG DISTANCE SVC	3.23	
		UTILITIES-PORT O'CONNOR LIBRARY	66620	VICTORIA ELECTRIC COOP, INC	8205	1008600...	POC LIBRARY 8/26 ACT# 10086-002 ELEC 7/17- 8/17	349.87	
		BOOKS & PRINT MATL-LIBRARY	70550	BAKER & TAYLOR	403	5019055...	LIBRARY 8/9 (2) BOOKS	23.41	
			70550	BAKER & TAYLOR	403	5019055...	LIBRARY 8/9 (4) BOOKS	52.72	

CALHOUN COUNTY, TEXAS
 Posted General Ledger Transactions - APPROVAL LIST - COMM CRT - 09.04.24
 1000 - GENERAL FUND

Dept Title	Dept C...	GL Title	GL Code	Vendor Name	Ven... ID	Document Number	Transaction Description	Debit	Credit
ROAD AND BRIDGE-PRECINCT #1	Total 540							2,314.07	0.00
ROAD AND BRIDGE-PRECINCT #2	550	MACHINERY PARTS/SUPPLIES	53210	ARNOLD OIL COMPANY - VICTORIA	1472	102KX8...	RB2 8/21 WASHER FLUID, FREON	203.06	
			53210	NUCES FARM CENTER INC	5406	48878V	RB2 8/20 RECEIVER-D, CONDENSER, O-RINGS-BACKHOE	559.53	
		ROAD & BRIDGE SUPPLIES	53210	GULF COAST HARDWARE LLC	63192	191442	RB2 8/19 TAP, DRILLBIT	9.99	
			53510	KC LEASE SERVICE INC	2893	79887	RB2 8/7 514.56T 3/4" TO DUST LIMESTONE	17,680.28	
		GASOLINE/OIL/DIESEL/GRE...	53540	KC LEASE SERVICE INC NEW DISTRIBUTING CO INC	2893	79888	RB2 8/8 261.60T LIMESTONE	8,988.58	
			53540		3638	7350624...	RB2 8/22 500G UNLEADED, 784G DIESEL	3,421.75	
		UTILITIES	66600	VICTORIA ELECTRIC COOP, INC	8205	9812700...	RB1 8/26 ACT# 981270-020	306.87	
		UTILITIES-PARKS	66614	VICTORIA ELECTRIC COOP, INC	8205	9812700...	ELEC 7/17- 8/17	36.83	
			66614	VICTORIA ELECTRIC COOP, INC	8205	9812700...	RB1 8/26 ACT# 981270-016	81.58	
			66614	VICTORIA ELECTRIC COOP, INC	8205	9812700...	ELEC 7/17- 8/17	83.18	
			66614	VICTORIA ELECTRIC COOP, INC	8205	9812700...	RB1 8/26 ACT# 981270-028	35.75	
		TELEPHONE SERVICES	66192	AT&T MOBILITY	5209	3619209...	RB1 8/15 ACT# 287343529199 PHONE 7/16-8/15	41.85	
		MISCELLANEOUS	63920	GREAT AMERICA FINANCIAL	2751	37232841	RB1 8/16 COPIER LEASE 8/14- 9/13	155.00	
			63920	KERRI BOYD, TAX ASSESSOR	4041	631187/...	RB1 8/26 REGISTRATION	7.50	
		GARBAGE COLLECTION	62659	CINTAS CORPORATION LOC. 083	958	4202785...	RB1 8/26 ACT# 3-0847-0010464 SEPT 2024 TRASH	616.20	
			62659	REPUBLIC SERVICES #847	8897	0847001...		127.96	

CALHOUN COUNTY, TEXAS
 Posted General Ledger Transactions - APPROVAL LIST - COMM CRT - 09.04.24
 1000 - GENERAL FUND

Dept Title	Dept C...	GL Title	GL Code	Vendor Name	Ven... ID	Document Number	Transaction Description	Debit	Credit
ROAD AND BRIDGE-PRECINCT #2	Total 550							36,940.40	0.00
ROAD AND BRIDGE-PRECINCT #3	560	MACHINERY PARTS/SUPPLIES	53210	TRI-WHOLESALE COMPANY, INC.	7637	9301117...	RB3 8/21 AC CONDENSER-TRACTOR	189.92	
			53210	TRI-WHOLESALE COMPANY, INC.	7637	9301117...	RB3 8/21 BELT-TRACTOR	11.08	
			53210	VICTORIA OLIVER COMPANY INC	8232	P17697	RB3 8/22 BLADE SPACER-SHREDDER	38.80	
		ROAD & BRIDGE SUPPLIES	53510	BLADES GROUP LLC	4795	18045689	RB3 8/20 (124) BAGS POT HOLE REPAIR	2,480.00	
		TIRES AND TUBES	53520	CARY'S TIRE & AUTOMOTIVE LLC	89820	30853	RB3 8/20 TRACTOR TIRE	37.98	
		UTILITIES-PARKS	66614	VICTORIA ELECTRIC COOP, INC	8205	9812700...	RB2 8/26 ACT# 981270-013 ELEC 7/17- 8/17	148.10	
			66600	VICTORIA ELECTRIC COOP, INC	8205	9812700...	RB2 8/26 ACT# 981270-017 ELEC 7/17- 8/17	300.74	
			66600	VICTORIA ELECTRIC COOP, INC	8205	9812700...	RB2 8/26 ACT# 981270-027 ELEC 7/17- 8/17	70.20	
			66600	VICTORIA ELECTRIC COOP, INC	8205	9812700...	RB2 8/26 ACT# 981270-010 ELEC 7/25- 8/26	10.97	
		UTILITIES	66600	VICTORIA ELECTRIC COOP, INC	8205	9812700...	RB2 8/26 ACT# 981270-007 ELEC 7/25- 8/26	10.97	
			64370	VICTORIA BUILDER SUPPLY CO,INC	8255	15788449	RB2 8/5 REPL CABLE REEL-MOSQUITO GARAGE DOOR	320.00	
		OUTSIDE MAINTENANCE	64370	FIRESTONE OF PORT LAVACA LLC	5584	0086458	RB2 7/23 FUEL PUMP	855.99	
		REPAIRS	63530	PORT LAVACA DODGE	6227	193298	RB2 8/19 REPL SHIFT CABLE- 2012 DODGE	932.38	
		EQUIPMENT RENTAL	62510	UNITED RENTALS (N AMERICA)INC	63370	2326194...	RB2 8/20 WATER TRUCK RENTAL 8/5- 9/2	3,184.00	
		UNIFORMS	53995	CINTAS CORPORATION LOC. 083	958	4202474...	RB2 8/20 UNIFORMS	85.55	
		SUPPLIES-MISCELLANEOUS	53992	GULF COAST HARDWARE LLC	63192	191512	RB2 7/29 (12) SAFETY GLASSES	119.32	
			53992	WIEDEMANN ROB	7816	51062	RB2 8/20 UNIFORMS	85.55	

CALHOUN COUNTY, TEXAS
 Posted General Ledger Transactions - APPROVAL LIST - COMM CRT - 09.04.24
 1000 - GENERAL FUND

Dept Title	Dept C...	GL Title	GL Code	Vendor Name	Yen... ID	Document Number	Transaction Description	Debit	Credit
ROAD AND BRIDGE-PRECINCT #3	Total 560							3,666.96	0.00
ROAD AND BRIDGE-PRECINCT #4	570	GENERAL OFFICE SUPPLIES	53020	AQUA BEVERAGE CO	89	167342	RB4 8/21 PALLET OF WATER	399.50	
		MACHINERY PARTS/SUPPLIES	53210	DANIEL INDUSTRIES	3695	15529	RB4 8/22 LAWN MOWER BLADE, AIR FILTER	150.98	
		UTILITIES-PARKS	66614	AT&T MOBILITY	5209	3619209...	RB3 8/19 ACT# 287336340847 CAMERA WIFI 7/20- 8/19	66.00	
		MISCELLANEOUS	63920	GUARD MASTER	2737	088948	RB3 8/14 ANNUAL FIRE INSPECT	154.50	
		PERMITS	64640	DIAMOND INSPECTIONS #2	1422	17098	RB3 8/22 (2) STATE INSPECTIONS	14.00	
			64640	KERRI BOYD, TAX ASSESSOR	4041	1031499...	RB3 8/22 REGISTRATION	7.50	
			64640	KERRI BOYD, TAX ASSESSOR	4041	1577026...	RB3 8/22 REGISTRATION	22.00	
		UNIFORMS	53995	TRI-WHOLESALE COMPANY, INC.	7637	9301117...	RB3 8/20 BULBS	2.92	
			53995	CINTAS CORPORATION LOC. 083	958	4201213...	RB3 8/7 UNIFORMS	144.30	
			53995	CINTAS CORPORATION LOC. 083	958	4201921...	RB3 8/14 UNIFORMS	144.30	
			53995	CINTAS CORPORATION LOC. 083	958	4202634...	RB3 8/21 UNIFORMS	144.30	
		SUPPLIES-MISCELLANEOUS	53992	GULF COAST HARDWARE LLC	63193	191481	RB3 8/20 HEARING PROTECTOR, BATTERIES, MISC SUPP	152.94	
			53992	GULF COAST HARDWARE LLC	63193	191072	RB3 8/6 FLAG MARKERS	27.98	
		JANITOR SUPPLIES	53640	CINTAS CORPORATION LOC. 083	958	4201213...	RB3 8/7 FRESHENER	9.48	
			53640	CINTAS CORPORATION LOC. 083	958	4201921...	RB3 8/14 FRESHENER	9.48	
			53640	CINTAS CORPORATION LOC. 083	958	4202634...	RB3 8/21 FRESHENER	9.48	

CALHOUN COUNTY, TEXAS
 Posted General Ledger Transactions - APPROVAL LIST - COMM CRT - 09/04/24
 1000 - GENERAL FUND

Dept Title	Dept C...	GL Title	GL Code	Vendor Name	Ven... ID	Document Number	Transaction Description	Debit	Credit
			53210	THIRD COAST DISTRIBUTING, LLC	75930	032386	RB4 8/22 DEF FLUID	41.96	
			53210	TRL-WHOLESALE COMPANY, INC.	7637	9301117...	RB4 8/19 STT LAMP	122.05	
			53210	TRL-WHOLESALE COMPANY, INC.	7637	9301117...	RB4 8/20 VALVE	8.50	
			53210	TRL-WHOLESALE COMPANY, INC.	7637	9301117...	RB4 8/21 OIL PRESSURE SWITCH	19.16	
			53210	TRL-WHOLESALE COMPANY, INC.	7637	9301117...	RB4 8/21 COUPLING, CNTRL VALVE	67.97	
		ROAD & BRIDGE SUPPLIES	53510	COLORADO MATERIALS LTD	75900	398462	RB4 8/17 25.48" HOT MIX COLD LAID	2,941.41	
		SUPPLIES-MISCELLANEOUS	53992	FASTENAL COMPANY	2274	TXPOT2...	RB4 8/22 EYE-EYE SLING	51.45	
			53992	CINTAS CORPORATION LOC. 083	958	4203049...	RB4 8/26 MISC SUPP	11.40	
		BUILDING REPAIRS	60520	VICTORIA AIR CONDITIONING LTD	8296	213276	RB4 8/23 SVC MINI SPLIT A/C	257.50	
		MISCELLANEOUS	63920	DIAMOND INSPECTIONS #2	1422	17097	RB4 8/22 STATE INSPECTION	7.00	
			63920	KERRI BOYD, TAX ASSESSOR	4041	1222012...	RB4 8/22 REGISTRATION	7.50	
		TELEPHONE SERVICES	66192	FRONTIER COMMUNICATIONS	2855	3617853...	RB4 8/25 ACT# 361-785-3141-010165-5 PHONE 8/25-9/24	205.25	
			66192	MCI MEGA PREFERRED	5035	POMC18...	CALCO 8/19 ACT# 08615304863 LONG DISTANCE SVC	0.22	
			66192	AT&T MOBILITY	5209	3619209...	RB4 8/19 ACT# 287336341558 CAMERA WIFI 7/20- 8/19	308.25	
		UNIFORMS	66590	CINTAS CORPORATION LOC. 083	958	4203049...	RB4 8/26 UNIFORMS	102.11	
		UTILITIES	66600	PORT O'CONNOR IMPROVEMENT	62370	7550020...	RB4 9/1 ACT# 7550020000 WATER	123.85	
			66600	PORT O'CONNOR IMPROVEMENT	62370	7550025...	RB4 9/1 ACT# 7550025300 WATER	117.82	
			66600	PORT O'CONNOR IMPROVEMENT	62370	7550084...	RB4 9/1 ACT# 7550084500 WATER	61.24	

CALHOUN COUNTY, TEXAS
 Posted General Ledger Transactions - APPROVAL LIST - COMM CRT - 09.04.24
 1000 - GENERAL FUND

Dept Title	Dept C...	GL Title	GL Code	Vendor Name	Ven... ID	Document Number	Transaction Description	Debit	Credit
			66600	VICTORIA ELECTRIC COOP, INC	8205	4463680...	RB4 8/26 ACT# 44636806-001 ELEC 7/17- 8/17	38.97	
			66600	VICTORIA ELECTRIC COOP, INC	8205	9812700...	RB4 8/26 ACT# 981270-001 ELEC 7/17- 8/17	413.10	
			66600	VICTORIA ELECTRIC COOP, INC	8205	9812700...	RB4 8/26 ACT# 981270-005 ELEC 7/25- 8/26	21.72	
			66600	VICTORIA ELECTRIC COOP, INC	8205	9812700...	RB4 8/26 ACT# 981270-006 ELEC 7/17- 8/17	187.54	
			66600	VICTORIA ELECTRIC COOP, INC	8205	9812700...	RB4 8/26 ACT# 981270-009 ELEC 7/17- 8/17	109.77	
			66600	VICTORIA ELECTRIC COOP, INC	8205	9812700...	RB4 8/26 ACT# 981270-011 ELEC 7/17- 8/17	33.89	
			66600	VICTORIA ELECTRIC COOP, INC	8205	9812700...	RB4 8/26 ACT# 981270-012 ELEC 7/17- 8/17	59.18	
			66600	CITY OF SEADRIFT	862	1166/0824	RB4 8/28 ACT# 1166 WATER-SWAN POINT	32.60	
			66600	CITY OF SEADRIFT	862	125/0824	RB4 8/28 ACT# 125 WATER-SEA	55.85	
ROAD AND BRIDGE-PRECINCT #4	Total 570							5,957.74	0.00
SHERIFF	760	AUTOMOTIVE REPAIRS	60360	KNEUPPER CARROLL	3678	46089	SO 8/19 OIL CHG- U47	128.22	
			60360	KNEUPPER CARROLL	3678	46111	SO 8/20 OIL CHG- U11	131.17	
		MACHINE MAINTENANCE	63500	KERRI BOYD, TAX ASSESSOR	4041	E28152/...	SO 8/26 REGISTRATION	16.75	
			63500	KERRI BOYD, TAX ASSESSOR	4041	E29853/...	SO 8/26 REGISTRATION	16.75	
		SOFTWARE MAINTENANCE (ANNUAL)	65835	DELL MARKETING LP	1466	1076118...	SO 7/19 RMS SUPPORT	540.40	
		TELEPHONE SERVICES	66192	MCI MEGA PREFERRED	5035	POMCIR...	CALCO 8/19 ACT# 08615304863 LONG DISTANCE SVC	12.76	
SHERIFF	Total 760							846.05	0.00
WASTE MANAGEMENT	380	TELEPHONE SERVICES	66192	INFINIUM BROADBAND INTERNET	3378	84980	WASTE MGMT 8/29 ACT# ACC0002266 INTERNET 8/29- 9/29	59.00	

CALHOUN COUNTY, TEXAS
 Posted General Ledger Transactions - APPROVAL LIST - COMM CRT - 09.04.24
 1000 - GENERAL FUND

Dept Title	Dept C...	GL Title	GL Code	Vendor Name	Ven... ID	Document Number	Transaction Description	Debit	Credit
		UTILITIES	66600	VICTORIA ELECTRIC COOP, INC	8205	9814860...	WASTE MGMT 8/26 ACT# 981486-002 ELEC 7/17- 8/17	95.43	
			66600	VICTORIA ELECTRIC COOP, INC	8205	9814860...	WASTE MGMT 8/26 ACT# 981486-003 ELEC 7/17- 8/17	58.52	
WASTE MANAGEMENT	Total 380							212.95	0.00

CALHOUN COUNTY, TEXAS
 Posted General Ledger Transactions - APPROVAL LIST - COMM CRT - 09.04.24
 2610 - AIRPORT FUND

Dept Title	Dept C...	GL Title	GL Code	Vendor Name	Ven... ID	Document Number	Transaction Description	Debit	Credit
NO DEPARTMENT	999	UTILITIES	66600	REPUBLIC SERVICES #847	8897	0847001...	AIRPORT 8/26 ACT# 3-0847-0006197 SEPT 2024 TRASH	68.20	
NO DEPARTMENT	Total 999							68.20	0.00

CALHOUN COUNTY, TEXAS
 Posted General Ledger Transactions - APPROVAL LIST - COMM CRT - 09.04.24
 2697 - DONATIONS FUND

Dept Title	Dept C...	GL Title	GL Code	Vendor Name	Ven... ID	Document Number	Transaction Description	Debit	Credit
NO DEPARTMENT	999	MISCELLANEOUS	63920	DUDLEY ALYSHA A	1491	5949	SO 8/20 PLAQUE	38.00	
NO DEPARTMENT	Total 999							38.00	0.00

CALHOUN COUNTY, TEXAS
 Posted General Ledger Transactions - APPROVAL LIST - COMM CRT - 09.04.24
 2716 - GRANTS FUND

Dept Title	Dept C...	GL Title	GL Code	Vendor Name	Ven... ID	Document Number	Transaction Description	Debit	Credit
NO DEPARTMENT	999	ENGINEERING SERVICES	62454	G&W ENGINEERS, INC.	2601	5310023...	FORMOSA ENV TRUST 8/12 RECYCLE STATION ENG SVC 7/1 - 8/2	2,875.00	
NO DEPARTMENT	Total 999							2,875.00	0.00

CALHOUN COUNTY, TEXAS
 Posted General Ledger Transactions - APPROVAL LIST - COMM CRT - 09.04.24
 2736 - POC COMMUNITY CENTER

Dept Title	Dept C...	GL Title	GL Code	Vendor Name	Ven... ID	Document Number	Transaction Description	Debit	Credit
NO DEPARTMENT	999	UTILITIES-POC COMMUNITY CENTER	66616	PORT OCONNOR IMPROVEMENT	62370	7550084...	POC CC PAVILION 9/1 ACT# 7550084300 WATER	181.02	
			66616	PORT OCONNOR IMPROVEMENT	62370	7550084...	POC CC 9/1 ACT# 7550084400 WATER	192.33	
			66616	VICTORIA ELECTRIC COOP, INC	8205	9812700...	POC CC 8/26 ACT# 981270-023 ELEC 7/17- 8/17	954.44	
NO DEPARTMENT	Total 999							1,327.79	0.00

CALHOUN COUNTY, TEXAS
 Posted General Ledger Transactions - APPROVAL LIST - COMM CRT - 09.04.24
 2738 - RECORDS MANAGEMENT FUND COUNTY CLERK

Dept Title	Dept C...	GL Title	GL Code	Vendor Name	Ven... ID	Document Number	Transaction Description	Debit	Credit
NO DEPARTMENT	999	SOFTWARE MAINTENANCE (ANNUAL)	65835	TYLER TECHNOLOGIES INC	5950	0254364...	CO CLK 8/23 OVERBILLING- 8/14-15/2023	225.00	
			65835	TYLER TECHNOLOGIES INC	5950	0254369...	CO CLK 8/30 OVERBILLING- 8/17, 21-25/2023	937.50	
			65835	TYLER TECHNOLOGIES INC	5950	0254380...	CO CLK 9/11 CREDIT- OVERBILLING- 8/14-15/2023		225.00
			65835	TYLER TECHNOLOGIES INC	5950	0254432...	CO CLK 10/18 OVERBILLING- 9/27/2023	37.50	
			65835	TYLER TECHNOLOGIES INC	5950	0254458...	CO CLK 11/15 OVERBILLING- 9/13/23, 10/2, 4-5/2023	525.00	
			65835	TYLER TECHNOLOGIES INC	5950	0254481...	CO CLK 12/10 EAGLE ANN SAAS FEE- 2ND HALF 1/1/24- 12/31/24	12,108.00	
			65835	TYLER TECHNOLOGIES INC	5950	0254537...	CO CLK 1/31 OVERBILLING- 1/22/2024	37.50	
			65835	TYLER TECHNOLOGIES INC	5950	0254563...	CO CLK 2/28 OVERBILLING- 1/31/2024	37.50	
			65835	TYLER TECHNOLOGIES INC	5950	0254747...	CO CLK 7/31 CREDIT- OVERBILLING- 9/27/2023		37.50
			65835	TYLER TECHNOLOGIES INC	5950	0254747...	CO CLK 7/31 CREDIT- OVERBILLING- 9/13/23, 10/2-5/2023		525.00
			65835	TYLER TECHNOLOGIES INC	5950	0254747...	CO CLK 7/31 CREDIT- OVERBILLING- 8/17, 21-25/2023		937.50
			65835	TYLER TECHNOLOGIES INC	5950	0254747...	CO CLK 7/31 CREDIT- OVERBILLING- 1/22/2024		37.50
			65835	TYLER TECHNOLOGIES INC	5950	0254747...	CO CLK 7/31 CREDIT- OVERBILLING- 1/31/2024		37.50
			65835	TYLER TECHNOLOGIES INC	5950	CRDUE...	CO CLK 8/16 CREDIT- OVERPMT THRU 8/16/23 INV# 025-43565		1,275.00
NO DEPARTMENT	Total 999							13,908.00	3,075.00

CALHOUN COUNTY, TEXAS
 Posted General Ledger Transactions - APPROVAL LIST - COMM CRT - 09.04.24
 5112 - CAP PROJ.-CDBG-MIT INFRASTRUCTURE

Dept Title	Dept C...	GL Title	GL Code	Vendor Name	Ven... ID	Document Number	Transaction Description	Debit	Credit
NO DEPARTMENT	999	ENGINEERING SERVICES	62454	G&W ENGINEERS, INC.	2601	5310013...	CAP PROJ 8/12 CDBG MIT INFRO HERON SLOUGH ENG SVC 4/29- 8/4	203,826.33	
NO DEPARTMENT	Total 999							203,826.33	0.00

CALHOUN COUNTY, TEXAS
 Posted General Ledger Transactions - APPROVAL LIST - COMM CRT - 09.04.24
 7400 - ELECTION SERVICES CONTRACT FUND

Dept Title	Dept C...	GL Title	GL Code	Vendor Name	Ven... ID	Document Number	Transaction Description	Debit	Credit
NO DEPARTMENT	999	ELECTION SUPPLIES	53361	MASCOT METROPOLITAN INC	2933	175225	ELEC 8/20 (22) BALLOT BAGS	3,542.22	
NO DEPARTMENT	Total 999							3,542.22	0.00

CALHOUN COUNTY, TEXAS
 Posted General Ledger Transactions - APPROVAL LIST - COMM CRT - 09.04.24
 7750 - MISCELLANEOUS CLEARING FUND

Dept Title	Dept C...	GL Title	GL Code	Vendor Name	Ven... ID	Document Number	Transaction Description	Debit	Credit
NO DEPARTMENT	999	DUE TO OTHER GOVERNMENTS	20749	CALHOUN CO. NAVIGATION DIST.	1106	PO2024...	TAX A/C 8/29 AUG 2024 TAX COLLECTS	10.68	
NO DEPARTMENT	Total 999							10.68	0.00

CALHOUN COUNTY, TEXAS
 Posted General Ledger Transactions - APPROVAL LIST - COMM CRT - 09.04.24
 9200 - JUVENILE PROBATION FUND

Dept Title	Dept C...	GL Title	GL Code	Vendor Name	Ven... ID	Document Number	Transaction Description	Debit	Credit
NO DEPARTMENT	999	TELEPHONE SERVICES	66192	AT&T MOBILITY	5209	3617463...	JUV PROB 8/11 ACT# 287295876979 PHONE 7/12- 8/11	318.68	
NO DEPARTMENT	Total 999							318.68	0.00
Report Total								335,762.60	3,075.00

MEMORIAL MEDICAL CENTER

COMMISSIONERS COURT APPROVAL LIST FOR ---September 4, 2024

TOTALS TO BE APPROVED - TRANSFERRED FROM ATTACHED PAGES

TOTAL PAYABLES, PAYROLL AND ELECTRONIC BANK PAYMENTS	\$ 392,432.94	✓
TOTAL TRANSFERS BETWEEN FUNDS	\$ 95,061.46	✓
TOTAL NURSING HOME UPL EXPENSES	\$ 1,189,062.45	✓
TOTAL INTER-GOVERNMENT TRANSFERS	\$	
GRAND TOTAL DISBURSEMENTS APPROVED September 4, 2024	\$ 1,647,458.85	✓

MEMORIAL MEDICAL CENTER

COMMISSIONERS COURT APPROVAL LIST FOR ---September 4, 2024

PAYABLES AND PAYROLL

8/29/2024 Weekly Payables	260,028.51
8/29/2024 Patient Refund	60,990.07
9/3/2024 Critical - Calhoun County Voyager	149.27
9/3/2024 McKesson-340B Prescription Expense	57.56
9/3/2024 Amerisource Bergen-340B Prescription Expense	16,079.94
Prosperity Electronic Bank Payments	
9/3/2024 90 Degree Benefits - employee insurance claims	20,801.00
9/3/2024 90 Degree Benefits - employee insurance claims	33,337.22
9/3/2024 Expert Pay- Child Support	570.69
9/3/2024 Pay Plus-Patient Claims Processing Fee	420.68

TOTAL PAYABLES, PAYROLL AND ELECTRONIC BANK PAYMENTS \$ **392,439.94**

TRANSFER BETWEEN FUNDS FROM MMC TO NURSING HOMES

8/29/2024 MMC Operating to Golden Creek Healthcare-Correction of insurance payment deposited into MMC Operating in error	4,575.94
8/29/2024 MMC Operating to Tuscan Village-Correction of insurance payment deposited into MMC operating in error	62,518.75
8/29/2024 MMC Operating to Bethany-Correction insurance payment deposited into MMC Operating in error	27,966.77

TOTAL TRANSFERS BETWEEN FUNDS \$ **95,061.46**

NURSING HOME UPL EXPENSES

9/3/2024 Nursing Home UPL-Cantex Transfer	738,351.68
9/3/2024 Nursing Home UPL-Nexlon Transfer	147,620.63
9/3/2024 Nursing Home UPL-HMG Transfer	6,075.12
9/3/2024 Nursing Home UPL-Tuscany Transfer	233,997.01
9/3/2024 Nursing Home UPL-HSL Transfer	12,518.01

TRANSFER OF FUNDS BETWEEN NURSING HOMES

9/3/2024 Crescent to Tuscany -Tuscany insurance payment deposited into Crescent in error	21,400.00
--	-----------

TOTAL NURSING HOME UPL EXPENSES \$ **1,159,862.45**

TOTAL INTER-GOVERNMENT TRANSFERS \$ **-**

GRAND TOTAL DISBURSEMENTS APPROVED September 4, 2024 \$ **1,647,488.85**

RECEIVED BY THE COUNTY AUDITOR ON

08/29/2024 12:25

AUG 29 2024

MEMORIAL MEDICAL CENTER

AP Open Invoice List

0

Due Dates Through: 09/20/2024

ap_open_invoice.template

Vendor# Vendor Name DALLAS COUNTY, TEXAS

A1680 AIRGAS USA, LLC - CENTRAL DIV

Class Pay Code

M

Invoice#	Comment	Tran Dt	Inv Dt	Due Dt	Check Dt	Pay	Gross	Discount	No-Pay	Net
9152953168		08/27/202	08/21/202	09/20/202			3,168.19	0.00	0.00	3,168.19

Vendor Totals: Number	Name	Gross	Discount	No-Pay	Net
A1680	AIRGAS USA, LLC - CENTRAL DIV	3,168.19	0.00	0.00	3,168.19

Vendor# Vendor Name AMAZON CAPITAL SERVICES

14028

Class Pay Code

Invoice#	Comment	Tran Dt	Inv Dt	Due Dt	Check Dt	Pay	Gross	Discount	No-Pay	Net
1FFX1DG3P33K		08/21/202	08/20/202	09/19/202			409.48	0.00	0.00	409.48

SUPPLIES

Vendor Totals: Number	Name	Gross	Discount	No-Pay	Net
14028	AMAZON CAPITAL SERVICES	409.48	0.00	0.00	409.48

Vendor# Vendor Name AMERITEX ELEVATOR SERVICES INC

15456

Class Pay Code

Invoice#	Comment	Tran Dt	Inv Dt	Due Dt	Check Dt	Pay	Gross	Discount	No-Pay	Net
20250073		08/29/202	07/23/202	08/23/202			1,523.28	0.00	0.00	1,523.28

Service 7/18/24

Vendor Totals: Number	Name	Gross	Discount	No-Pay	Net
15456	AMERITEX ELEVATOR SERVICES INC	1,523.28	0.00	0.00	1,523.28

Vendor# Vendor Name AQUA BEVERAGE COMPANY

A2218

Class Pay Code

M

Invoice#	Comment	Tran Dt	Inv Dt	Due Dt	Check Dt	Pay	Gross	Discount	No-Pay	Net
163829		08/28/202	07/31/202	08/25/202			50.00	0.00	0.00	50.00

165016		08/28/202	07/31/202	08/25/202			12.00	0.00	0.00	12.00
--------	--	-----------	-----------	-----------	--	--	-------	------	------	-------

163826		08/28/202	07/31/202	08/25/202			29.00	0.00	0.00	29.00
--------	--	-----------	-----------	-----------	--	--	-------	------	------	-------

163825		08/28/202	07/31/202	08/25/202			81.50	0.00	0.00	81.50
--------	--	-----------	-----------	-----------	--	--	-------	------	------	-------

Vendor Totals: Number	Name	Gross	Discount	No-Pay	Net
A2218	AQUA BEVERAGE COMPANY	172.50	0.00	0.00	172.50

Vendor# Vendor Name AUTHORITYRX, LLC

12800

Class Pay Code

Invoice#	Comment	Tran Dt	Inv Dt	Due Dt	Check Dt	Pay	Gross	Discount	No-Pay	Net
21064		08/28/202	11/05/202	12/05/202			7,750.70	0.00	0.00	7,750.70

21089		08/28/202	11/05/202	12/05/202			216.00	0.00	0.00	216.00
-------	--	-----------	-----------	-----------	--	--	--------	------	------	--------

no signature approval

7000045794		08/28/202	12/15/202	01/14/202			18,592.78	0.00	0.00	18,592.78
------------	--	-----------	-----------	-----------	--	--	-----------	------	------	-----------

7000047405		08/28/202	01/05/202	02/04/202			8,552.55	0.00	0.00	8,552.55
------------	--	-----------	-----------	-----------	--	--	----------	------	------	----------

7000048431		08/28/202	02/21/202	03/22/202			15,323.94	0.00	0.00	15,323.94
------------	--	-----------	-----------	-----------	--	--	-----------	------	------	-----------

7000049026		08/28/202	03/11/202	04/10/202			8,899.36	0.00	0.00	8,899.36
------------	--	-----------	-----------	-----------	--	--	----------	------	------	----------

Vendor Totals: Number	Name	Gross	Discount	No-Pay	Net
12800	AUTHORITYRX, LLC	59,335.33	0.00	0.00	59,335.33

Vendor# Vendor Name Class Pay Code

Invoice#	Comment	Tran Dt	Inv Dt	Due Dt	Check Dt	Pay	Gross	Discount	No-Pay	Net
111512257		08/21/202	08/20/202	09/14/202			1,177.57	0.00	0.00	1,177.57 ✓
4544947	SUPPLIES	08/21/202	08/21/202	09/15/202			1,484.00	0.00	0.00	1,484.00 ✓
5492416	SUPPLIES	08/21/202	08/21/202	09/15/202			1,935.15	0.00	0.00	1,935.15 ✓
Vendor Totals: Number Name							Gross	Discount	No-Pay	Net
B1220	BECKMAN COULTER INC						4,596.72	0.00	0.00	4,596.72

Vendor#	Vendor Name	Class	Pay Code							
10024	BECTON, DICKINSON & CO (BD)									
Invoice#	Comment	Tran Dt	Inv Dt	Due Dt	Check Dt	Pay	Gross	Discount	No-Pay	Net
9113117925		08/28/202	08/19/202	09/18/202			719.75	0.00	0.00	719.75 ✓
Vendor Totals: Number Name							Gross	Discount	No-Pay	Net
10024	BECTON, DICKINSON & CO (BD)						719.75	0.00	0.00	719.75

Vendor#	Vendor Name	Class	Pay Code							
11072	BIO-RAD LABORATORIES, INC									
Invoice#	Comment	Tran Dt	Inv Dt	Due Dt	Check Dt	Pay	Gross	Discount	No-Pay	Net
907522267	SUPPLIES	08/28/202	08/13/202	08/28/202			1,338.24	0.00	0.00	1,338.24 ✓
907533146		08/28/202	08/16/202	08/28/202			358.31	0.00	0.00	358.31 ✓
907533147		08/28/202	08/16/202	08/30/202			1,113.31	0.00	0.00	1,113.31 ✓
Vendor Totals: Number Name							Gross	Discount	No-Pay	Net
11072	BIO-RAD LABORATORIES, INC						2,809.86	0.00	0.00	2,809.86

Vendor#	Vendor Name	Class	Pay Code							
13892	BLUE CROSS BLUE SHIELD REFUND									
Invoice#	Comment	Tran Dt	Inv Dt	Due Dt	Check Dt	Pay	Gross	Discount	No-Pay	Net
KINWES0001		08/28/202	08/22/202	08/22/202			68.59	0.00	0.00	68.59 ✓
Vendor Totals: Number Name							Gross	Discount	No-Pay	Net
13892	BLUE CROSS BLUE SHIELD REFUND						68.59	0.00	0.00	68.59

Vendor#	Vendor Name	Class	Pay Code							
14120	CALHOUN COUNTY EMS									
Invoice#	Comment	Tran Dt	Inv Dt	Due Dt	Check Dt	Pay	Gross	Discount	No-Pay	Net
202407		07/31/202	08/02/202	09/20/202			2,200.00	0.00	0.00	2,200.00 ✓
Vendor Totals: Number Name							Gross	Discount	No-Pay	Net
14120	CALHOUN COUNTY EMS						2,200.00	0.00	0.00	2,200.00

Vendor#	Vendor Name	Class	Pay Code							
14064	CAPITAL ONE									
Invoice#	Comment	Tran Dt	Inv Dt	Due Dt	Check Dt	Pay	Gross	Discount	No-Pay	Net
1647483832	SUPPLIES	08/29/202	08/19/202	09/19/202			379.62	0.00	0.00	379.62
Vendor Totals: Number Name							Gross	Discount	No-Pay	Net
14064	CAPITAL ONE						379.62	0.00	0.00	379.62

no signature approval

Vendor#	Vendor Name	Class	Pay Code							
14260	CAREFUSION SOLUTIONS, LLC									
Invoice#	Comment	Tran Dt	Inv Dt	Due Dt	Check Dt	Pay	Gross	Discount	No-Pay	Net
10022679535		08/29/202	04/05/202	05/01/202			2.00	0.00	0.00	2.00 ✓
Vendor Totals: Number Name							Gross	Discount	No-Pay	Net
14260	CAREFUSION SOLUTIONS, LLC						2.00	0.00	0.00	2.00

Vendor#	Vendor Name	Class	Pay Code								
C1992	✓ CDW GOVERNMENT, INC.	M									
	Invoice#	Comment	Tran Dt	Inv Dt	Due Dt	Check Dt	Pay	Gross	Discount	No-Pay	Net
	✓ ST80642		08/28/202	08/09/202	09/08/202			196.89	0.00	0.00	196.89 ✓
		SUPPLIES									
	✓ ST73332		08/28/202	08/09/202	09/08/202			290.85	0.00	0.00	290.85 ✓
		SUPPLIES									
	✓ ST64807		08/28/202	08/09/202	09/08/202			99.03	0.00	0.00	99.03 ✓
		SUPPLIES									
	✓ AA1F98I		08/28/202	08/12/202	09/11/202			948.36	0.00	0.00	948.36 ✓
		SUPPLIES									
	Vendor Totals:	Number	Name					Gross	Discount	No-Pay	Net
		C1992	CDW GOVERNMENT, INC.					1,535.13	0.00	0.00	1,535.13

Vendor#	Vendor Name	Class	Pay Code								
10212	✓ CLINICAL PATHOLOGY LABS										
	Invoice#	Comment	Tran Dt	Inv Dt	Due Dt	Check Dt	Pay	Gross	Discount	No-Pay	Net
	✓ 176562024070		08/27/202	07/31/202	08/26/202			17,983.51	0.00	0.00	17,983.51 ✓
	Vendor Totals:	Number	Name					Gross	Discount	No-Pay	Net
		10212	CLINICAL PATHOLOGY LABS					17,983.51	0.00	0.00	17,983.51

Vendor#	Vendor Name	Class	Pay Code								
15656	✓ CRYSTAL BIGELOW										
	Invoice#	Comment	Tran Dt	Inv Dt	Due Dt	Check Dt	Pay	Gross	Discount	No-Pay	Net
	✓ BIGCRY0001		08/28/202	08/12/202	08/12/202			20.00	0.00	0.00	20.00 ✓
	Vendor Totals:	Number	Name					Gross	Discount	No-Pay	Net
		15656	CRYSTAL BIGELOW					20.00	0.00	0.00	20.00

Vendor#	Vendor Name	Class	Pay Code								
10006	✓ CUSTOM ASSEMBLIES, INC										
	Invoice#	Comment	Tran Dt	Inv Dt	Due Dt	Check Dt	Pay	Gross	Discount	No-Pay	Net
	✓ INV8883		08/21/202	08/15/202	09/14/202			412.46	0.00	0.00	412.46 ✓
	Vendor Totals:	Number	Name					Gross	Discount	No-Pay	Net
		10006	CUSTOM ASSEMBLIES, INC					412.46	0.00	0.00	412.46

Vendor#	Vendor Name	Class	Pay Code								
15692	✓ DOUGLAS MAREK										
	Invoice#	Comment	Tran Dt	Inv Dt	Due Dt	Check Dt	Pay	Gross	Discount	No-Pay	Net
	✓ MARDOU0001		08/28/202	08/12/202	08/12/202			20.00	0.00	0.00	20.00 ✓
	Vendor Totals:	Number	Name					Gross	Discount	No-Pay	Net
		15692	DOUGLAS MAREK					20.00	0.00	0.00	20.00

Vendor#	Vendor Name	Class	Pay Code								
11291	✓ DOWELL PEST CONTROL										
	Invoice#	Comment	Tran Dt	Inv Dt	Due Dt	Check Dt	Pay	Gross	Discount	No-Pay	Net
	35188		08/27/202	08/26/202	08/26/202			505.00	0.00	0.00	505.00
	35187		08/27/202	08/26/202	08/26/202			260.00	0.00	0.00	260.00
	✓ 33479		08/29/202	07/29/202	08/23/202			160.00	0.00	0.00	160.00 ✓
	Vendor Totals:	Number	Name					Gross	Discount	No-Pay	Net
		11291	DOWELL PEST CONTROL					925.00	0.00	0.00	925.00

Vendor#	Vendor Name	Class	Pay Code								
11284	✓ EMERGENCY STAFFING SOLUTIONS										
	Invoice#	Comment	Tran Dt	Inv Dt	Due Dt	Check Dt	Pay	Gross	Discount	No-Pay	Net
	✓ 43521		08/28/202	08/31/202	09/10/202			40,062.50	0.00	0.00	40,062.50 ✓

Services 16th - EDM

no signature approval

Vendor Totals:		Number	Name		Gross	Discount	No-Pay	Net		
		11284	EMERGENCY STAFFING SOLUTIONS		40,062.50	0.00	0.00	40,062.50		
Vendor#	Vendor Name		Class	Pay Code						
F1400	✓ FISHER HEALTHCARE		M							
Invoice#	Comment	Tran Dt	Inv Dt	Due Dt	Check Dt	Pay	Gross	Discount	No-Pay	Net
✓ 3357979		08/21/202	06/25/202	07/25/202			1,794.56	0.00	0.00	1,794.56 ✓
✓ 4554871		08/21/202	08/13/202	09/07/202			10,294.10	0.00	0.00	10,294.10 ✓
	SUPPLIES									
✓ 4629720		08/21/202	08/15/202	09/09/202			72.62	0.00	0.00	72.62 ✓
	SUPPLIES									
✓ 4484325		08/28/202	08/09/202	09/03/202			117.96	0.00	0.00	117.96 ✓
	SUPPLIES									
✓ 4554870		08/28/202	08/13/202	09/07/202			37.14	0.00	0.00	37.14 ✓
	SUPPLIES									
✓ 4593488		08/28/202	08/14/202	09/08/202			349.29	0.00	0.00	349.29 ✓
	SUPPLIES									
✓ 4629722		08/28/202	08/15/202	09/09/202			696.86	0.00	0.00	696.86 ✓
✓ 4629721		08/28/202	08/15/202	09/14/202			72.62	0.00	0.00	72.62 ✓

Vendor Totals:		Number	Name		Gross	Discount	No-Pay	Net		
		F1400	FISHER HEALTHCARE		13,435.15	0.00	0.00	13,435.15		
Vendor#	Vendor Name		Class	Pay Code						
15696	✓ [REDACTED]									
Invoice#	Comment	Tran Dt	Inv Dt	Due Dt	Check Dt	Pay	Gross	Discount	No-Pay	Net
✓ OLAFRA0001		08/28/202	08/19/202	08/19/202			40.00	0.00	0.00	40.00 ✓

Vendor Totals:		Number	Name		Gross	Discount	No-Pay	Net		
		15696	[REDACTED]		40.00	0.00	0.00	40.00		
Vendor#	Vendor Name		Class	Pay Code						
11183	✓ FRONTIER									
Invoice#	Comment	Tran Dt	Inv Dt	Due Dt	Check Dt	Pay	Gross	Discount	No-Pay	Net
✓ 081924A		08/29/202	08/19/202	08/19/202			70.40	0.00	0.00	70.40 ✓
	PHONE SVCS									

Vendor Totals:		Number	Name		Gross	Discount	No-Pay	Net		
		11183	FRONTIER		70.40	0.00	0.00	70.40		
Vendor#	Vendor Name		Class	Pay Code						
12636	✓ FUSION CONNECT									
Invoice#	Comment	Tran Dt	Inv Dt	Due Dt	Check Dt	Pay	Gross	Discount	No-Pay	Net
✓ 1029250863		08/27/202	08/16/202	09/15/202			895.38	0.00	0.00	895.38 ✓

Vendor Totals:		Number	Name		Gross	Discount	No-Pay	Net		
		12636	FUSION CONNECT		895.38	0.00	0.00	895.38 ✓		
Vendor#	Vendor Name		Class	Pay Code						
15632	✓ [REDACTED]									
Invoice#	Comment	Tran Dt	Inv Dt	Due Dt	Check Dt	Pay	Gross	Discount	No-Pay	Net
✓ SMIGAV001		08/28/202	08/12/202	08/12/202			15.00	0.00	0.00	15.00 ✓

Vendor Totals:		Number	Name		Gross	Discount	No-Pay	Net		
		15632	[REDACTED]		15.00	0.00	0.00	15.00		
Vendor#	Vendor Name		Class	Pay Code						
11149	✓ GBS ADMINISTRATORS, INC									
Invoice#	Comment	Tran Dt	Inv Dt	Due Dt	Check Dt	Pay	Gross	Discount	No-Pay	Net
✓ 734849182730		08/27/202	08/20/202	09/01/202			4,056.00	0.00	0.00	4,056.00 ✓

Vendor Totals:		Number	Name		Gross	Discount	No-Pay	Net			
		11149	GBS ADMINISTRATORS, INC		4,056.00	0.00	0.00	4,056.00			
Vendor#	Vendor Name		Class	Pay Code							
10642	GLAXOSMITHKLINE PHARMACUETICAL										
	Invoice#	Comment	Tran Dt	Inv Dt	Due Dt	Check Dt	Pay	Gross	Discount	No-Pay	Net
✓	8269082053		08/21/202	06/28/202	09/14/202			-2,914.93	0.00	0.00	-2,914.93 ✓
✓	8254379947		08/21/202	08/12/202	09/14/202			9,057.02	0.00	0.00	9,057.02 ✓
Vendor Totals:		10642	GLAXOSMITHKLINE PHARMACUETICAL		6,142.09	0.00	0.00	6,142.09			
Vendor#	Vendor Name		Class	Pay Code							
13148	GRACE FLOORING AND GLASS										
	Invoice#	Comment	Tran Dt	Inv Dt	Due Dt	Check Dt	Pay	Gross	Discount	No-Pay	Net
✓	2763		08/29/202	08/19/202	08/19/202			1,800.00	0.00	0.00	1,800.00 ✓
	FLOORING BUSINESS OFFICE										
Vendor Totals:		13148	GRACE FLOORING AND GLASS		1,800.00	0.00	0.00	1,800.00			
Vendor#	Vendor Name		Class	Pay Code							
15700	[REDACTED]										
	Invoice#	Comment	Tran Dt	Inv Dt	Due Dt	Check Dt	Pay	Gross	Discount	No-Pay	Net
✓	VICHAY0001		08/28/202	08/19/202	08/19/202			73.00	0.00	0.00	73.00 ✓
Vendor Totals:		15700	[REDACTED]		73.00	0.00	0.00	73.00			
Vendor#	Vendor Name		Class	Pay Code							
10829	HEALTHSTREAM, INC.										
	Invoice#	Comment	Tran Dt	Inv Dt	Due Dt	Check Dt	Pay	Gross	Discount	No-Pay	Net
✓	0362702		08/20/202	08/16/202	09/15/202			4,372.45	0.00	0.00	4,372.45 ✓
Vendor Totals:		10829	HEALTHSTREAM, INC.		4,372.45	0.00	0.00	4,372.45			
Vendor#	Vendor Name		Class	Pay Code							
12256	HHSC										
	Invoice#	Comment	Tran Dt	Inv Dt	Due Dt	Check Dt	Pay	Gross	Discount	No-Pay	Net
✓	080824		08/29/202	08/08/202	08/08/202			1,776.77	0.00	0.00	1,776.77 ✓
	OVERPAYMENT REFUND										
Vendor Totals:		12256	HHSC		1,776.77	0.00	0.00	1,776.77			
Vendor#	Vendor Name		Class	Pay Code							
H0416	HOLOGIC INC										
	Invoice#	Comment	Tran Dt	Inv Dt	Due Dt	Check Dt	Pay	Gross	Discount	No-Pay	Net
✓	11039544		08/27/202	08/16/202	08/19/202			472.50	0.00	0.00	472.50 ✓
	SUPPLIES										
Vendor Totals:		H0416	HOLOGIC INC		472.50	0.00	0.00	472.50			
Vendor#	Vendor Name		Class	Pay Code							
15208	HOSPITAL CARE CONSULTANTS INC.										
	Invoice#	Comment	Tran Dt	Inv Dt	Due Dt	Check Dt	Pay	Gross	Discount	No-Pay	Net
✓	6627		08/28/202	08/31/202	09/10/202			23,663.00	0.00	0.00	23,663.00 ✓
Vendor Totals:		15208	HOSPITAL CARE CONSULTANTS INC.		23,663.00	0.00	0.00	23,663.00			
Vendor#	Vendor Name		Class	Pay Code							
15664	[REDACTED]										

no signature approval

Services 1/6/24 - EDM

Invoice#	Comment	Tran Dt	Inv Dt	Due Dt	Check Dt	Pay	Gross	Discount	No-Pay	Net
✓ KAOLIN0001		08/28/202	08/12/202	08/12/202			56.86	0.00	0.00	56.86

Vendor Totals: Number	Name	Gross	Discount	No-Pay	Net
15664	[REDACTED]	56.86	0.00	0.00	56.86

Vendor#	Vendor Name	Class	Pay Code
11108	✓ ITERSOURCE CORPORATION		

Invoice#	Comment	Tran Dt	Inv Dt	Due Dt	Check Dt	Pay	Gross	Discount	No-Pay	Net
✓ 711786		08/28/202	07/19/202	07/19/202			20,602.00	0.00	0.00	20,602.00

Extreme network Annual Warranty & License ✓

Vendor Totals: Number	Name	Gross	Discount	No-Pay	Net
11108	ITERSOURCE CORPORATION	20,602.00	0.00	0.00	20,602.00

Vendor#	Vendor Name	Class	Pay Code
15676	✓ [REDACTED]		

Invoice#	Comment	Tran Dt	Inv Dt	Due Dt	Check Dt	Pay	Gross	Discount	No-Pay	Net
✓ DOLJAY0001		08/28/202	08/12/202	08/12/202			24.00	0.00	0.00	24.00

Vendor Totals: Number	Name	Gross	Discount	No-Pay	Net
15676	[REDACTED]	24.00	0.00	0.00	24.00

Vendor#	Vendor Name	Class	Pay Code
15668	✓ [REDACTED]		

Invoice#	Comment	Tran Dt	Inv Dt	Due Dt	Check Dt	Pay	Gross	Discount	No-Pay	Net
✓ HATJOY0001		08/28/202	08/19/202	08/19/202			15.16	0.00	0.00	15.16

Vendor Totals: Number	Name	Gross	Discount	No-Pay	Net
15668	[REDACTED]	15.16	0.00	0.00	15.16

Vendor#	Vendor Name	Class	Pay Code
15648	✓ [REDACTED]		

Invoice#	Comment	Tran Dt	Inv Dt	Due Dt	Check Dt	Pay	Gross	Discount	No-Pay	Net
✓ HEYJOH0002		08/28/202	08/12/202	08/12/202			45.00	0.00	0.00	45.00

Vendor Totals: Number	Name	Gross	Discount	No-Pay	Net
15648	[REDACTED]	45.00	0.00	0.00	45.00

Vendor#	Vendor Name	Class	Pay Code
15652	✓ [REDACTED]		

Invoice#	Comment	Tran Dt	Inv Dt	Due Dt	Check Dt	Pay	Gross	Discount	No-Pay	Net
✓ MAYJOS0002		08/28/202	08/12/202	08/12/202			10.00	0.00	0.00	10.00

Vendor Totals: Number	Name	Gross	Discount	No-Pay	Net
15652	[REDACTED]	10.00	0.00	0.00	10.00

Vendor#	Vendor Name	Class	Pay Code
15640	✓ [REDACTED]		

Invoice#	Comment	Tran Dt	Inv Dt	Due Dt	Check Dt	Pay	Gross	Discount	No-Pay	Net
✓ MANKRI0003		08/28/202	08/12/202	08/12/202			40.00	0.00	0.00	40.00

Vendor Totals: Number	Name	Gross	Discount	No-Pay	Net
15640	[REDACTED]	40.00	0.00	0.00	40.00

Vendor#	Vendor Name	Class	Pay Code
15684	✓ [REDACTED]		

Invoice#	Comment	Tran Dt	Inv Dt	Due Dt	Check Dt	Pay	Gross	Discount	No-Pay	Net
✓ BEHLAN0001		08/28/202	08/12/202	08/12/202			25.00	0.00	0.00	25.00

Vendor Totals: Number	Name	Gross	Discount	No-Pay	Net
15684	[REDACTED]	25.00	0.00	0.00	25.00

Vendor#	Vendor Name	Class	Pay Code
11600	✓ LEGAL SHIELD		

Invoice#	Comment	Tran Dt	Inv Dt	Due Dt	Check Dt	Pay	Gross	Discount	No-Pay	Net
✓ 081524		08/27/202	08/15/202	08/30/202			536.70	0.00	0.00	536.70 ✓

Vendor Totals: Number	Name	Gross	Discount	No-Pay	Net
11600	LEGAL SHIELD	536.70	0.00	0.00	536.70

Vendor#	Vendor Name	Class	Pay Code
15712 ✓	[REDACTED]		

Invoice#	Comment	Tran Dt	Inv Dt	Due Dt	Check Dt	Pay	Gross	Discount	No-Pay	Net
✓ HOBLOG001		08/28/202	08/23/202	08/23/202			90.00	0.00	0.00	90.00 ✓

Vendor Totals: Number	Name	Gross	Discount	No-Pay	Net
15712	[REDACTED]	90.00	0.00	0.00	90.00

Vendor#	Vendor Name	Class	Pay Code
15680 ✓	[REDACTED]		

Invoice#	Comment	Tran Dt	Inv Dt	Due Dt	Check Dt	Pay	Gross	Discount	No-Pay	Net
✓ AZELIS0001		08/28/202	08/12/202	08/12/202			55.00	0.00	0.00	55.00 ✓

Vendor Totals: Number	Name	Gross	Discount	No-Pay	Net
15680	[REDACTED]	55.00	0.00	0.00	55.00

Vendor#	Vendor Name	Class	Pay Code
15688 ✓	[REDACTED]		

Invoice#	Comment	Tran Dt	Inv Dt	Due Dt	Check Dt	Pay	Gross	Discount	No-Pay	Net
✓ OBRMAR0001		08/28/202	08/12/202	08/12/202			15.00	0.00	0.00	15.00 ✓

Vendor Totals: Number	Name	Gross	Discount	No-Pay	Net
15688	[REDACTED]	15.00	0.00	0.00	15.00

Vendor#	Vendor Name	Class	Pay Code
M2178 ✓	MCKESSON MEDICAL SURGICAL INC		

Invoice#	Comment	Tran Dt	Inv Dt	Due Dt	Check Dt	Pay	Gross	Discount	No-Pay	Net
✓ 22467928		08/01/202	08/09/202	09/15/202			981.76	0.00	0.00	981.76 ✓

✓ 22471655		08/01/202	08/10/202	09/15/202			657.30	0.00	0.00	657.30 ✓
------------	--	-----------	-----------	-----------	--	--	--------	------	------	----------

✓ 22469646		08/14/202	08/10/202	09/15/202			101.41	0.00	0.00	101.41 ✓
------------	--	-----------	-----------	-----------	--	--	--------	------	------	----------

✓ 22469682		08/14/202	08/10/202	09/15/202			209.55	0.00	0.00	209.55 ✓
------------	--	-----------	-----------	-----------	--	--	--------	------	------	----------

✓ 22472649		08/14/202	08/12/202	09/15/202			117.92	0.00	0.00	117.92 ✓
------------	--	-----------	-----------	-----------	--	--	--------	------	------	----------

✓ 22482962		08/20/202	08/14/202	09/15/202			34.61	0.00	0.00	34.61 ✓
------------	--	-----------	-----------	-----------	--	--	-------	------	------	---------

✓ 22519142		08/21/202	08/21/202	09/05/202			2,253.51	0.00	0.00	2,253.51 ✓
------------	--	-----------	-----------	-----------	--	--	----------	------	------	------------

✓ 22526591	SUPPLIES	08/21/202	08/22/202	09/06/202			535.00	0.00	0.00	535.00 ✓
------------	----------	-----------	-----------	-----------	--	--	--------	------	------	----------

Vendor Totals: Number	Name	Gross	Discount	No-Pay	Net
M2178	MCKESSON MEDICAL SURGICAL INC	4,891.06	0.00	0.00	4,891.06

Vendor#	Vendor Name	Class	Pay Code
15636 ✓	[REDACTED]		

Invoice#	Comment	Tran Dt	Inv Dt	Due Dt	Check Dt	Pay	Gross	Discount	No-Pay	Net
✓ GE0MCK0001		08/28/202	08/12/202	08/12/202			12.00	0.00	0.00	12.00 ✓

Vendor Totals: Number	Name	Gross	Discount	No-Pay	Net
15636	[REDACTED]	12.00	0.00	0.00	12.00

Vendor#	Vendor Name	Class	Pay Code
11612 ✓	MEDICAL AIR SERVICES ASSOC.		

Invoice#	Comment	Tran Dt	Inv Dt	Due Dt	Check Dt	Pay	Gross	Discount	No-Pay	Net
✓ 1904356		08/27/202	09/01/202	09/01/202			1,733.00	0.00	0.00	1,733.00 ✓
SEPTEMBER 2024 COVERAGE M										
Vendor Totals: Number Name							Gross	Discount	No-Pay	Net
11812 MEDICAL AIR SERVICES ASSOC.							1,733.00	0.00	0.00	1,733.00
Vendor#	Vendor Name	Class		Pay Code						
M2470 ✓	MEDLINE INDUSTRIES INC	M								
✓ Invoice#	Comment	Tran Dt	Inv Dt	Due Dt	Check Dt	Pay	Gross	Discount	No-Pay	Net
✓ 2332197895		08/21/202	08/21/202	09/15/202			324.53	0.00	0.00	324.53 ✓
SUPPLIES										
Vendor Totals: Number Name							Gross	Discount	No-Pay	Net
M2470 MEDLINE INDUSTRIES INC							324.53	0.00	0.00	324.53
Vendor#	Vendor Name	Class		Pay Code						
10963 ✓	MEMORIAL MEDICAL CLINIC									
✓ Invoice#	Comment	Tran Dt	Inv Dt	Due Dt	Check Dt	Pay	Gross	Discount	No-Pay	Net
✓ 082224		08/27/202	08/22/202	08/22/202			325.00	0.00	0.00	325.00 ✓
Vendor Totals: Number Name							Gross	Discount	No-Pay	Net
10963 MEMORIAL MEDICAL CLINIC							325.00	0.00	0.00	325.00
Vendor#	Vendor Name	Class		Pay Code						
14704 ✓	METTLER-TOLEDO RAININ, LLC									
✓ Invoice#	Comment	Tran Dt	Inv Dt	Due Dt	Check Dt	Pay	Gross	Discount	No-Pay	Net
✓ 676137131		08/21/202	08/13/202	09/12/202			136.20	0.00	0.00	136.20 ✓
SUPPLIES										
Vendor Totals: Number Name							Gross	Discount	No-Pay	Net
14704 METTLER-TOLEDO RAININ, LLC							136.20	0.00	0.00	136.20
Vendor#	Vendor Name	Class		Pay Code						
15660 ✓	[REDACTED]									
✓ Invoice#	Comment	Tran Dt	Inv Dt	Due Dt	Check Dt	Pay	Gross	Discount	No-Pay	Net
✓ PFEMIC0001		08/28/202	08/12/202	08/12/202			20.00	0.00	0.00	20.00 ✓
Vendor Totals: Number Name							Gross	Discount	No-Pay	Net
15660 [REDACTED]							20.00	0.00	0.00	20.00
Vendor#	Vendor Name	Class		Pay Code						
10680	MMC EMPLOYEES ACTIVITIES TEAM									
Invoice#	Comment	Tran Dt	Inv Dt	Due Dt	Check Dt	Pay	Gross	Discount	No-Pay	Net
082224		08/29/202	08/22/202	08/22/202			1,720.00	0.00	0.00	1,720.00
PAYROLL DEDUCTION										
Vendor Totals: Number Name							Gross	Discount	No-Pay	Net
10680 MMC EMPLOYEES ACTIVITIES TEAM							1,720.00	0.00	0.00	1,720.00
Vendor#	Vendor Name	Class		Pay Code						
15224 ✓	MUTUAL OF OMAHA									
✓ Invoice#	Comment	Tran Dt	Inv Dt	Due Dt	Check Dt	Pay	Gross	Discount	No-Pay	Net
✓ 001750550898		08/27/202	08/16/202	09/01/202			24,549.54	0.00	0.00	24,549.54 ✓
Vendor Totals: Number Name							Gross	Discount	No-Pay	Net
15224 MUTUAL OF OMAHA							24,549.54	0.00	0.00	24,549.54
Vendor#	Vendor Name	Class		Pay Code						
M2659 ✓	MXR IMAGING, INC	M								
✓ Invoice#	Comment	Tran Dt	Inv Dt	Due Dt	Check Dt	Pay	Gross	Discount	No-Pay	Net
✓ 8801176040		08/27/202	08/16/202	09/15/202			662.52	0.00	0.00	662.52 ✓
SUPPLIES										
Vendor Totals: Number Name							Gross	Discount	No-Pay	Net
M2659 MXR IMAGING, INC							662.52	0.00	0.00	662.52
Vendor#	Vendor Name	Class		Pay Code						
13624 ✓	NEXION HEALTH AT NAVASOTA INC									

no signature approval

Invoice#	Comment	Tran Dt	Inv Dt	Due Dt	Check Dt	Pay	Gross	Discount	No-Pay	Net
✓ 4368		08/27/202	06/30/202	07/30/202			1,000.00	0.00	0.00	1,000.00 ✓
	JUNE 2024 REIMBURSEMENT									
✓ 4414		08/27/202	08/30/202	08/30/202			1,000.00	0.00	0.00	1,000.00 ✓
	JULY REIMBURSEMENT									
Vendor Totals: Number		Name					Gross	Discount	No-Pay	Net
13624		NEXION HEALTH AT NAVASOTA INC					2,000.00	0.00	0.00	2,000.00
Vendor#	Vendor Name			Class	Pay Code					
10868 ✓	NOVA BIOMEDICAL									
Invoice#	Comment	Tran Dt	Inv Dt	Due Dt	Check Dt	Pay	Gross	Discount	No-Pay	Net
✓ 91369120		08/21/202	08/15/202	08/21/202			90.00	0.00	0.00	90.00 ✓
	SUPPLIES									
Vendor Totals: Number		Name					Gross	Discount	No-Pay	Net
10868		NOVA BIOMEDICAL					90.00	0.00	0.00	90.00
Vendor#	Vendor Name			Class	Pay Code					
15704 ✓	[REDACTED]									
Invoice#	Comment	Tran Dt	Inv Dt	Due Dt	Check Dt	Pay	Gross	Discount	No-Pay	Net
✓ CRUROS0003		08/28/202	08/19/202	08/19/202			84.49	0.00	0.00	84.49 ✓
Vendor Totals: Number		Name					Gross	Discount	No-Pay	Net
15704		[REDACTED]					84.49	0.00	0.00	84.49
Vendor#	Vendor Name			Class	Pay Code					
15628 ✓	[REDACTED]									
Invoice#	Comment	Tran Dt	Inv Dt	Due Dt	Check Dt	Pay	Gross	Discount	No-Pay	Net
✓ VENRUB0001		08/28/202	08/12/202	08/12/202			21.00	0.00	0.00	21.00 ✓
Vendor Totals: Number		Name					Gross	Discount	No-Pay	Net
15628		[REDACTED]					21.00	0.00	0.00	21.00
Vendor#	Vendor Name			Class	Pay Code					
S0900 ✓	SAMS CLUB DIRECT			W						
Invoice#	Comment	Tran Dt	Inv Dt	Due Dt	Check Dt	Pay	Gross	Discount	No-Pay	Net
✓ 082024		08/29/202	08/20/202	09/08/202			257.57	0.00	0.00	257.57 ✓
Vendor Totals: Number		Name					Gross	Discount	No-Pay	Net
S0900		SAMS CLUB DIRECT					257.57	0.00	0.00	257.57
Vendor#	Vendor Name			Class	Pay Code					
S2001 ✓	SIEMENS MEDICAL SOLUTIONS INC			M						
Invoice#	Comment	Tran Dt	Inv Dt	Due Dt	Check Dt	Pay	Gross	Discount	No-Pay	Net
✓ 081624		08/27/202	08/01/202	08/26/202			2,451.95	0.00	0.00	2,451.95 ✓
Vendor Totals: Number		Name					Gross	Discount	No-Pay	Net
S2001		SIEMENS MEDICAL SOLUTIONS INC					2,451.95	0.00	0.00	2,451.95
Vendor#	Vendor Name			Class	Pay Code					
14716 ✓	SINGLETON ASSOCIATES PA									
Invoice#	Comment	Tran Dt	Inv Dt	Due Dt	Check Dt	Pay	Gross	Discount	No-Pay	Net
✓ 5964		08/27/202	06/01/202	06/01/202			10.91	0.00	0.00	10.91 ✓
Vendor Totals: Number		Name					Gross	Discount	No-Pay	Net
14716		SINGLETON ASSOCIATES PA					10.91	0.00	0.00	10.91
Vendor#	Vendor Name			Class	Pay Code					
15644 ✓	[REDACTED]									
Invoice#	Comment	Tran Dt	Inv Dt	Due Dt	Check Dt	Pay	Gross	Discount	No-Pay	Net
✓ ROSSKY0001		08/28/202	08/12/202	08/12/202			14.18	0.00	0.00	14.18 ✓
Vendor Totals: Number		Name					Gross	Discount	No-Pay	Net
15644		[REDACTED]					14.18	0.00	0.00	14.18

Vendor# Vendor Name Class Pay Code
 12472 ✓ SOMETHING MORE MEDIA, INC.

Invoice#	Comment	Tran Dt	Inv Dt	Due Dt	Check Dt	Pay	Gross	Discount	No-Pay	Net
✓ 2211		08/28/202	08/27/202	09/11/202			2,525.00	0.00	0.00	2,525.00 ✓

Vendor Totals: Number Name Gross Discount No-Pay Net
 12472 SOMETHING MORE MEDIA, INC. 2,525.00 0.00 0.00 2,525.00

Vendor# Vendor Name Class Pay Code
 S3960 ✓ STERICYCLE, INC

Invoice#	Comment	Tran Dt	Inv Dt	Due Dt	Check Dt	Pay	Gross	Discount	No-Pay	Net
✓ 8008107583		08/20/202	08/18/202	09/17/202			3,077.93	0.00	0.00	3,077.93 ✓

Vendor Totals: Number Name Gross Discount No-Pay Net
 S3960 STERICYCLE, INC 3,077.93 0.00 0.00 3,077.93

Vendor# Vendor Name Class Pay Code
 S3940 ✓ STERIS CORPORATION M

Invoice#	Comment	Tran Dt	Inv Dt	Due Dt	Check Dt	Pay	Gross	Discount	No-Pay	Net
✓ 12709163		08/21/202	08/21/202	09/15/202			105.11	0.00	0.00	105.11 ✓

Vendor Totals: Number Name Gross Discount No-Pay Net
 S3940 STERIS CORPORATION 105.11 0.00 0.00 105.11

Vendor# Vendor Name Class Pay Code
 15672 ✓ [REDACTED]

Invoice#	Comment	Tran Dt	Inv Dt	Due Dt	Check Dt	Pay	Gross	Discount	No-Pay	Net
✓ WARTAM001		08/28/202	08/12/202	08/12/202			15.00	0.00	0.00	15.00 ✓

Vendor Totals: Number Name Gross Discount No-Pay Net
 15672 [REDACTED] 15.00 0.00 0.00 15.00

Vendor# Vendor Name Class Pay Code
 U1064 ✓ UNIFIRST HOLDINGS INC

Invoice#	Comment	Tran Dt	Inv Dt	Due Dt	Check Dt	Pay	Gross	Discount	No-Pay	Net
✓ 2921038264		07/29/202	07/25/202	09/20/202			282.90	0.00	0.00	282.90 ✓

✓ 2921039944 08/20/202 08/15/202 09/14/202 149.29 0.00 0.00 149.29 ✓

✓ 2921039947 08/20/202 08/15/202 09/14/202 34.04 0.00 0.00 34.04 ✓

✓ 2921039948 08/20/202 08/15/202 09/14/202 394.21 0.00 0.00 394.21 ✓

✓ 2921039946 08/20/202 08/15/202 09/14/202 2,966.20 0.00 0.00 2,966.20 ✓

✓ 2921039950 08/20/202 08/15/202 09/14/202 220.83 0.00 0.00 220.83 ✓

✓ 2921039949 08/20/202 08/15/202 09/14/202 312.42 0.00 0.00 312.42 ✓

✓ 2921039951 08/20/202 08/15/202 09/14/202 136.63 0.00 0.00 136.63 ✓

✓ 2921039945 08/20/202 08/15/202 09/14/202 339.30 0.00 0.00 339.30 ✓

✓ 2921040147 08/20/202 08/19/202 09/18/202 3,571.00 0.00 0.00 3,571.00 ✓

✓ 2921040440 08/27/202 08/22/202 09/16/202 2,849.80 0.00 0.00 2,849.80 ✓

✓ 2921040443 08/27/202 08/22/202 09/16/202 312.42 0.00 0.00 312.42 ✓

✓ 2921040445 08/27/202 08/22/202 09/16/202 136.00 0.00 0.00 136.00 ✓

✓	2921040441	08/27/202 08/22/202 09/16/202	34.04	0.00	0.00	34.04	✓
✓	2921040444	08/27/202 08/22/202 09/16/202	220.83	0.00	0.00	220.83	✓
✓	2921040439	08/27/202 08/22/202 09/16/202	280.54	0.00	0.00	280.54	✓

Vendor Totals: Number Name Gross Discount No-Pay Net
 U1064 UNIFIRST HOLDINGS INC 12,240.45 0.00 0.00 12,240.45

Vendor# Vendor Name Class Pay Code
 U1056 ✓ UNIFORM ADVANTAGE W

✓	Invoice#	Comment	Tran Dt	Inv Dt	Due Dt	Check Dt	Pay	Gross	Discount	No-Pay	Net
✓	SIV15363713		08/28/202	07/01/202	07/16/202			147.84	0.00	0.00	147.84

SUPPLIES ✓

Vendor Totals: Number Name Gross Discount No-Pay Net
 U1056 UNIFORM ADVANTAGE 147.84 0.00 0.00 147.84

Vendor# Vendor Name Class Pay Code
 15616 ✓ UTHEALTH CQHII

✓	Invoice#	Comment	Tran Dt	Inv Dt	Due Dt	Check Dt	Pay	Gross	Discount	No-Pay	Net
✓	3059		08/29/202	02/23/202	03/24/202			900.00	0.00	0.00	900.00

no signature approval

Vendor Totals: Number Name Gross Discount No-Pay Net
 15616 UTHEALTH CQHII 900.00 0.00 0.00 900.00

Vendor# Vendor Name Class Pay Code
 15624 ✓ [REDACTED]

✓	Invoice#	Comment	Tran Dt	Inv Dt	Due Dt	Check Dt	Pay	Gross	Discount	No-Pay	Net
✓	SHEVIV0001		08/28/202	08/12/202	08/12/202			70.00	0.00	0.00	70.00

Vendor Totals: Number Name Gross Discount No-Pay Net
 15624 [REDACTED] 70.00 0.00 0.00 70.00

Vendor# Vendor Name Class Pay Code
 11110 ✓ WERFEN USA LLC

✓	Invoice#	Comment	Tran Dt	Inv Dt	Due Dt	Check Dt	Pay	Gross	Discount	No-Pay	Net
✓	9111594572		08/27/202	08/20/202	09/14/202			480.94	0.00	0.00	480.94

Vendor Totals: Number Name Gross Discount No-Pay Net
 11110 WERFEN USA LLC 480.94 0.00 0.00 480.94

Report Summary

Grand Totals: Gross 273,536.60 Discount 0.00 No-Pay 0.00 Net 273,536.60

APPROVED ON

AUG 29 2024

BY COUNTY AUDITOR
 CALHOUN COUNTY, TEXAS

*> pg 1. no signature approval
 pg 2. no signature approval
 > pg 3. no signature approval*

*> pg 5. no signature approval
 > pg 8. no signature approval
 > Last page no signature approval*

RECEIVED BY THE
COUNTY AUDITOR ON

AUG 20 2024

RCN DATE: 08/30/24
TIME: 15:15

MEMORIAL MEDICAL CENTER
EDIT LIST FOR PATIENT REFUNDS ARID=0001

PAGE 1
APCREDIT

GALHOUN COUNTY, TEXAS

PATIENT NUMBER	PAYEE NAME	DATE	AMOUNT	PAY CODE	PAT TYPE	DESCRIPTION	GL NUM
✓ 1525150		032223	✓ 14.00	2		REFUND FOR	✓
✓ 1528994		78541 082824	✓ 155.94	2		REFUND FOR	✓
✓ 1531180		537077937 082824	✓ 205.06	2		REFUND FOR	✓
✓ 1533647		537077937 082824	✓ 1585.84	2		REFUND FOR	✓
✓ 1534817		537077937 082824	✓ 1372.64	2		REFUND FOR	✓
✓ 1535821		537077937 082824	✓ 1372.64	2		REFUND FOR	✓
✓ 1536315		537077937 082824	✓ 1722.05	2		REFUND FOR	✓
✓ 1537185		537077937 082824	✓ 140.89	2		REFUND FOR	✓
✓ 1537879		537077937 082824	✓ 361.00	2		REFUND FOR	✓
✓ 1539800		537077937 082824	✓ 2071.45	2		REFUND FOR	✓
		537077937					

RCN DATE: 08/30/24
TIME: 15:15

MEMORIAL MEDICAL CENTER
EDIT LIST FOR PATIENT REFUNDS ARID=0001

PAGE 2
APCREDIT

PATIENT NUMBER	PAYEE NAME	DATE	AMOUNT	PAY CODE	PAT TYPE	DESCRIPTION	GL NUM
✓ 1540183	0	082824	✓ 2071.45	2		REFUND FOR	✓
✓ 1541026	0	537077937 082824	✓ 2071.45	2		REFUND FOR	✓
✓ 1541620	0	537077937 082824	✓ 2071.45	2		REFUND FOR	✓
✓ 1542092	01	537077937 082824	✓ 2420.86	2		REFUND FOR	✓
✓ 1543390	01	77979 082824	✓ 2420.86	2		REFUND FOR	✓
✓ 1544532	01	537077937 082824	✓ 243.06	2		REFUND FOR	✓
✓ 1544866	01	537077937 082824	✓ 6008.30	2		REFUND FOR	✓
✓ 1545701	01	537077937 082824	✓ 7571.21	2		REFUND FOR	✓
✓ 1546451	01	537077937 082824	✓ 9290.89	2		REFUND FOR	✓
		537077937					

RUN DATE: 08/30/24
TIME: 15:15

MEMORIAL MEDICAL CENTER
EDIT LIST FOR PATIENT REFUNDS ARID=0001

PAGE 3
APCDEDIT

PATIENT NUMBER	PAYEE NAME	DATE	AMOUNT	PAY CODE	FAT TYPE	DESCRIPTION	GL NUM
✓ 1547293	01	092824	✓ 7161.95	2		REFUND FOR	✓
✓ 1548318	01	537077937 092824	✓ 693.95	2		REFUND FOR	✓
✓ 1548643	01	537077937 092824	✓ 6628.14	2		REFUND FOR	✓
✓ 1599445	01	537077937 092824	✓ 3209.92	2		REFUND FOR	✓
✓ 1607514	01	631952366 092824	✓ 18.91	2		REFUND FOR	✓
✓ 1611318	01	77979 092824	✓ 50.00	2		REFUND FOR	✓
✓ 1611950	01	77983 092824	✓ 56.16	2		REFUND FOR	✓
		77979					

ARID=0001 TOTAL 60990.07

TOTAL APPROVED ON 60990.07

AUG 29 2024

BY COUNTY AUDITOR
CALHOUN COUNTY, TEXAS

RECEIVED BY THE
COUNTY AUDITOR ON

SEP 03 2024

09/03/2024
10:12

CALHOUN COUNTY, TEXAS

MEMORIAL MEDICAL CENTER
AP Open Invoice List
Due Dates Through: 09/20/2024

0
ap_open_invoice.template

Vendor# Vendor Name

C1048 ✓ CALHOUN COUNTY

Class Pay Code

W

Invoice#	Comment	Tran Dt	Inv Dt	Due Dt	Check Dt	Pay
✓ 082424		08/30/202	08/28/202	08/28/202		

Gross	Discount	No-Pay	Net
149.27	0.00	0.00	149.27 ✓

Vendor Totals: Number Name
C1048 CALHOUN COUNTY

Gross	Discount	No-Pay	Net
149.27	0.00	0.00	149.27

Report Summary

Grand Totals:	Gross	Discount	No-Pay	Net
	149.27	0.00	0.00	149.27

APPROVED ON

SEP 03 2024

BY COUNTY AUDITOR
CALHOUN COUNTY, TEXAS

RECEIVED BY THE
COUNTY AUDITOR ON

08/29/2024
11:52

AUG 29 2024

MEMORIAL MEDICAL CENTER

AP Open Invoice List

Due Dates Through: 09/21/2024

0
ap_open_invoice.template

Vendor# 11836 Vendor Name CALHOUN COUNTY, TEXAS
GOLDENCREEK HEALTHCARE

Class Pay Code

Invoice#	Comment	Tran Dt	Inv Dt	Due Dt	Check Dt	Pay	Gross	Discount	No-Pay	Net
✓ 082024		08/27/202	08/20/202	09/21/202			97.11	0.00	0.00	97.11 ✓
✓ 082024A	ins. pmt. dep. into MMC opt. in error	08/27/202	08/20/202	09/21/202			108.30	0.00	0.00	108.30 ✓
✓ 082024B	"	08/27/202	08/20/202	09/21/202			2,170.00	0.00	0.00	2,170.00 ✓
✓ 081624	"	08/27/202	08/20/202	09/21/202			1,135.71	0.00	0.00	1,135.71 ✓
✓ 082124	"	08/27/202	08/20/202	09/21/202			1,059.81	0.00	0.00	1,059.81 ✓
✓ 082124A	"	08/27/202	08/21/202	09/21/202			5.01	0.00	0.00	5.01 ✓

Vendor Totals: Number	Name	Gross	Discount	No-Pay	Net
11836	GOLDENCREEK HEALTHCARE	4,575.94	0.00	0.00	4,575.94

Report Summary

Grand Totals:	Gross	Discount	No-Pay	Net
	4,575.94	0.00	0.00	4,575.94

APPROVED ON

AUG 29 2024

BY COUNTY AUDITOR
CALHOUN COUNTY, TEXAS

08/29/2024
11:53

RECEIVED BY THE
COUNTY AUDITOR ON
AUG 29 2024

MEMORIAL MEDICAL CENTER
AP Open Invoice List
Due Dates Through: 09/21/2024

0
ap_open_invoice.template

Vendor# 13004 ✓ Vendor Name TUSCANY VILLAGE
CALHOUN COUNTY, TEXAS

Class Pay Code

Invoice#	Comment	Tran Dt	Inv Dt	Due Dt	Check Dt	Pay	Gross	Discount	No-Pay	Net
✓ 081624A		08/27/202	08/16/202	09/21/202			10,934.24	0.00	0.00	10,934.24 ✓
✓ 082124	ins. pmt. dep. into MMC opt. in error	08/27/202	08/21/202	09/21/202			816.00	0.00	0.00	816.00 ✓
✓ 082124A		08/27/202	08/21/202	09/21/202			21,904.40	0.00	0.00	21,904.40 ✓
✓ 081624		08/27/202	08/21/202	09/21/202			28,864.11	0.00	0.00	28,864.11 ✓

Vendor Totals: Number	Name	Gross	Discount	No-Pay	Net
13004	TUSCANY VILLAGE	62,518.75	0.00	0.00	62,518.75

Report Summary

Grand Totals:	Gross	Discount	No-Pay	Net
	62,518.75	0.00	0.00	62,518.75

APPROVED ON

AUG 29 2024

BY COUNTY AUDITOR
CALHOUN COUNTY, TEXAS

RECEIVED BY THE
COUNTY AUDITOR ON

08/29/2024
11:53

AUG 29 2024

MEMORIAL MEDICAL CENTER

AP Open Invoice List

0

Due Dates Through: 09/21/2024

ap_open_invoice.template

Vendor# 12792 Vendor Name CALHOUN COUNTY, TEXAS

Class Pay Code

12792 ✓ BETHANY SENIOR LIVING

Invoice#	Comment	Tran Dt	Inv Dt	Due Dt	Check Dt	Pay	Gross	Discount	No-Pay	Net
✓ 081624		08/27/202	08/16/202	09/21/202			23,260.31	0.00	0.00	23,260.31 ✓
✓ 081624A	ins. pmt. dep. into mmc opt. in error	08/27/202	08/16/202	09/21/202			4,464.30	0.00	0.00	4,464.30 ✓
✓ 082024	"	08/27/202	08/20/202	09/21/202			130.38	0.00	0.00	130.38 ✓
✓ 082024A	"	08/27/202	08/20/202	09/21/202			111.78	0.00	0.00	111.78 ✓
✓ 082224	"	08/28/202	08/22/202	09/21/202			1,406.36	0.00	0.00	1,406.36 ✓

no signature / approval

Vendor Totals: Number 12792 Name BETHANY SENIOR LIVING

Gross	Discount	No-Pay	Net
29,373.13	0.00	0.00	29,373.13

Grand Totals:

Gross	Discount	No-Pay	Net
29,373.13	0.00	0.00	29,373.13

APPROVED ON

AUG 29 2024

BY COUNTY AUDITOR
CALHOUN COUNTY, TEXAS

23,260.31 +
 4,464.30 +
 130.38 +
 111.78 +
 27,966.77 =

MCKESSON

STATEMENT

Company: 8000

As of: 08/30/2024

Page: 002

To ensure proper credit to your account, detach and return this stub with your remittance

MEMORIAL MEDICAL CENTER
 AP
 815 N VIRGINIA STREET
 PORT LAVACA TX 77979

AMT DUE REMITTED VIA ACH DEBIT
 Statement for information only

DC: 8115
 Customer INV SupplD:
 Territory:

Customer: 632536
 Date: 08/31/2024

As of: 08/30/2024 Page: 002
 Mail to: Comp: 8000

AMT DUE REMITTED VIA ACH DEBIT
 Statement for information only

Cust: 632536 PLEASE CHECK ANY
 Date: 08/31/2024 ITEMS NOT PAID (✓)

Billing Date	Due Date	Receivable Number	National Account 632536 Orbit Reference	Description	Cash Discount	Amount (gross)	P F	Amount (net)	P F	Receivable Number	
--------------	----------	-------------------	--	-------------	---------------	----------------	--------	--------------	--------	-------------------	--

*F column legend: P = Past Due Item, F = Future Due Item, blank = Current Due Item

TOTAL: National Acct 632536 MEMORIAL MEDICAL CENTER

Subtotals: 58.74 USD

Future Due: 0.00

If Paid By 09/03/2024,

Due If Paid On Time: ✓

Past Due: 0.00

Pay This Amount:

57.56 USD

USD 57.56 ✓

Disc lost if paid late:

Last Payment 2,451.97

If Paid After 09/03/2024,

Due If Paid Late:

18/07/2017

Pay this Amount:

58.74 USD

USD 1.18
 58.74

22 + 32 +
 1 + 77 +
 33 + 47 +
 57 + 5.60 = 6

APPROVED ON

SEP 03 2024

BY COUNTY AUDITOR
 CALHOON COUNTY, TEXAS

Andrew Carlos Santos
 9/2/2024

For AR Inquiries please contact 800-867-0333

MCKESSON

STATEMENT

As of: 08/30/2024

Page: 001

To ensure proper credit to your account, detach and return this stub with your remittance

Company: 8000

HEB PHCY 0434/MEM MED PHS
MEMORIAL MEDICAL CENTER
VICKY KALISEK
815 N VIRGINIA ST
PORT LAVACA TX 77979

AMT DUE REMITTED VIA ACH DEBIT
Statement for information only

DC: 8115
Customer INV SupplD:
Territory: 7001

Customer: 190813
Date: 08/31/2024

As of: 08/30/2024 Page: 001
Mail to: Comp: 8000

AMT DUE REMITTED VIA ACH DEBIT
Statement for information only

Cust: 190813 PLEASE CHECK ANY
Date: 08/31/2024 ITEMS NOT PAID (✓)

Billing Date	Due Date	Receivable Number	National Account	Order Reference	Description	Cash Discount	Amount (gross)	P F	Amount (net)	P F	Receivable Number	
Customer Number 190813	HEB PHCY 0434/MEM MED PHS											
08/28/2024	09/03/2024	7617412544		4137641	115Invoice	0.46	22.78		22.32	✓	7617412544	

PF column legend: P = Past Due Item, F = Future Due Item, blank = Current Due Item

TOTAL: Customer Number 190813 HEB PHCY 0434/MEM MED PHS

Subtotals: 22.78 USD

Future Due: 0.00

Past Due: 0.00

Last Payment 10,984.86
08/26/2024

If Paid By 09/03/2024,
Pay This Amount: 22.32 USD

If Paid After 09/03/2024,
Pay this Amount: 22.78 USD

Due If Paid On Time: 22.32 ✓
USD
Disc lost if paid late: 0.46
Due If Paid Late: 22.78
USD

APPROVED ON

SEP 03 2024

BY COUNTY AUDITOR
CALHOUN COUNTY, TEXAS

✓ Remittance attached
9/2/2024

<>
For AR Inquiries please contact 800-867-0333

MCKESSON

STATEMENT

As of: 08/30/2024

Page: 001

To ensure proper credit to your account, detach and return this stub with your remittance

Company: 8000

HEB PHCY WHSE/MEM MED PHS
MEMORIAL MEDICAL CENTER
VICKY KALISEK
815 N VIRGINIA ST
PORT LAVACA TX 77979

AMT DUE REMITTED VIA ACH DEBIT
Statement for information only

DC: 8115
Customer INV SupplD:
Territory: 7001

Customer: 820405
Date: 08/31/2024

As of: 08/30/2024 Page: 001
Mail to: Comp: 8000

AMT DUE REMITTED VIA ACH DEBIT
Statement for information only

Cust: 820405 PLEASE CHECK ANY
Date: 08/31/2024 ITEMS NOT PAID (✓)

Billing Date	Due Date	Receivable Number	National Account Order Reference	Description	Cash Discount	Amount (gross)	P F	Amount (net)	P F	Receivable Number	
Customer Number 820405	HEB PHCY WHSE/MEM MED PHS										
18/28/2024	09/03/2024	7517415510	B2408-055-171819	115Invoices	0.04	1.81		1.77	✓	7517415510	

*F column legend: P = Past Due Item, F = Future Due Item, blank = Current Due item

TOTAL: Customer Number 820405 HEB PHCY WHSE/MEM MED PHS
Subtotals:

1.81 USD

Future Due: 0.00

Past Due: 0.00

Net Payment 18/26/2024 10,984.66

If Paid By 09/03/2024,
Pay This Amount:

1.77 USD

If Paid After 09/03/2024,
Pay this Amount:

1.81 USD

Due If Paid On Time:

USD

1.77 ✓

Disc lost if paid late:

0.04

Due If Paid Late:

USD

1.81

APPROVED ON

SEP 03 2024

BY COUNTY AUDITOR
CALHOUN COUNTY, TEXAS

Handwritten signature
9/2/2024

For AR Inquiries please contact 800-867-0333

McKESSON

STATEMENT

As of: 08/30/2024

Page: 001

To ensure proper credit to your account, detach and return this stub with your remittance

Company: 8000

DC: 8115
Customer INV SupplD:
Territory: 7001

As of: 08/30/2024 Page: 001
Mail to: Comp: 8000

CVS PHCY 7416/MEM MC PHS
MEMORIAL MEDICAL CENTER
VICKY KALISEK
815 N VIRGINIA ST
PORT LAVACA TX 77979

AMT DUE REMITTED VIA ACH DEBIT
Statement for information only

AMT DUE REMITTED VIA ACH DEBIT
Statement for information only

Cust: 835437 PLEASE CHECK ANY
Date: 08/31/2024 ITEMS NOT PAID (✓)

Billing Date	Due Date	Receivable Number	National Account Order Reference	Description	Cash Discount	Amount (gross)	P F	Amount (net)	P F	Receivable Number	
Customer Number 835437	CVS PHCY 7416/MEM MC PHS										
08/28/2024	09/03/2024	7517632522	3485460	115Invoice	0.68	34.15		33.47	✓	7517632522	

*F column legend: P = Past Due Item, F = Future Due Item, blank = Current Due Item

TOTAL: Customer Number 835437 CVS PHCY 7416/MEM MC PHS

Subtotals: 34.15 USD

Future Due: 0.00

If Paid By 09/03/2024,
Pay This Amount:

33.47 USD

Due If Paid On Time:

USD 33.47 ✓

Past Due: 0.00

Disc lost if paid late:

0.68

Last Payment 10,984.66
08/26/2024

If Paid After 09/03/2024,
Pay this Amount:

34.15 USD

Due If Paid Late:

USD 34.15

APPROVED ON

SEP 03 2024

BY COUNTY AUDITOR
CALHOUN COUNTY, TEXAS

Andrew D. [Signature]
4/2/2024

For AR Inquiries please contact 800-867-0333



STATEMENT

Statement Number: 68097040
Date: 08-30-2024

Serviced By:
AMERISOURCEBERGEN DRUG CORP
12727 W. AIRPORT BLVD.
SUGAR LAND TX 77478-6101

DEA: RA0289276
866-451-9655

Customer:
WALGREENS #12494 3408
MEMORIAL MEDICAL CENTER
1302 N VIRGINIA ST
PORT LAVACA TX 77978-2508

Customer Number
100135284 / 037028186
Terms
Sat - Fri Due in 7 days

Remit To:
AMERISOURCEBERGEN
PO Box 905223
CHARLOTTE NC 28290-5223

Summary
Not Yet Due: 0.00
Current: 16,079.94
Past Due: 0.00
Total Due: 16,079.94
Account Balance: 16,079.94

Account Activity

Document Date	Due Date	Reference Number	Purchase Order Number	Document Type	Original Amount	Last Receipt	Amount Received	Balance
08-25-2024	09-08-2024	3186363421	7007426228	Invoice	4,856.32		0.00	4,856.32
08-25-2024	09-08-2024	3186363422	7007426228	Invoice	21.06		0.00	21.06
08-26-2024	09-08-2024	3186363423	7007437184	Invoice	82.25		0.00	82.25
08-25-2024	09-08-2024	3186363424	7007446656	Invoice	4,355.50		0.00	4,355.50
08-25-2024	09-08-2024	3186363425	7007446658	Invoice	1.18		0.00	1.18
08-25-2024	09-08-2024	3186363426	7007437227	Invoice	3.64		0.00	3.64
08-27-2024	09-06-2024	3186480611	7007452523	Invoice	18.87		0.00	18.87
08-28-2024	09-06-2024	3186620713	7007463642	Invoice	2,176.80		0.00	2,176.80
08-29-2024	09-06-2024	3186771601	4548468170	Invoice	7.09		0.00	7.09
08-29-2024	09-06-2024	3186796912	7007474553	Invoice	3,216.76		0.00	3,216.76
08-29-2024	09-06-2024	3186796913	7007475076	Invoice	9.36		0.00	9.36
08-30-2024	09-06-2024	3186947778	7007483788	Invoice	1,331.11		0.00	1,331.11

Current	1-15 Days	16-30 Days	31-60 Days	61-90 Days	91-120 Days	Over 120 Days
16,079.94	0.00	0.00	0.00	0.00	0.00	0.00

Thank You for Your Payment	
Date	Amount
08-30-2024	(12,845.62)

APPROVED ON

SEP 03 2024

BY COUNTY AUDITOR
CALHOUN COUNTY, TEXAS

Reminders	
Due Date	Amount
09-06-2024	16,079.94
Total Due: 16,079.94	

J. Andrew Santos
9/2/2024

2576 78360 8 21 1 2024 226000722 0 8/15/2024 \$20,801.00 1 LIBERTY DIALYSIS VICTORIA P 665 0 [REDACTED] HDI F 7/1/2024 7/31/2024 262438451

Andrew DeCasper Santos
9/2/2024

APPROVED ON

SEP 03 2024

BY COUNTY AUDITOR
CALHOUN COUNTY, TEXAS

**MEMORIAL MEDICAL CENTER
PROSPERITY BANK
ELECTRONIC TRANSFERS FOR OPERATING ACCOUNT --- Aug 26, 2024 - Sept 1, 2024**

Date	Bank Description	MMC Notes	Amount	CPSI "Handwritten" Check #
8/30/2024	STATE COMPTLR TEXNET 08349590/40829 2100002	- UC IGT	318,325.39 ✓	110088
8/30/2024	PAY PLUS ACHTrans 34370871 101000696160793 P	- 3rd Party Payor Fee	329.65 ✓	901329
8/30/2024	EXPERTPAY EXPERTPAY 746003411 91000011295887	- Child Support Payment	670.69 ✓	800582
8/30/2024	AMERISOURCE BERG PAYMENTS 0100007768 2100002	- 340B Drug Program Expense	12,845.62 ✓	500633
8/30/2024	MEMORIAL MEDICAL PAYROLL 746003411 113122650	- Payroll	407,221.86 ✓	
8/29/2024	PAY PLUS ACHTrans 34255592 101000694927031 P	- 3rd Party Payor Fee	480.00 ✓	901330
8/28/2024	WIRE OUT CBNA INCOMING SETTLEMENT ACCOUNT	- CitiBank Corporate Card Payment	6,074.55 ✓	901331
8/28/2024	WIRE OUT CBNA INCOMING SETTLEMENT ACCOUNT	- CitiBank Corporate Card Payment	874.26 ✓	901332
8/28/2024	PAY PLUS ACHTrans 34097750 101000693386039 P	- 3rd Party Payor Fee	73.08 ✓	901333
8/27/2024	PAY PLUS ACHTrans 33898947 101000692234373 P	- 3rd Party Payor Fee	13.15 ✓	901334
8/27/2024	MCKESSON DRUG AUTO ACH ACH06146365 910000121	- 340B Drug Program Expense	10,984.66 ✓	500634
8/26/2024	IRS USATAXPYMT 270463932342290 6103601000469	- Payroll Taxes	177.42 ✓	800583

757,495.13 ✓

pay plus

Child Suppe.

Andrew De Los Santos
Andrew De Los Santos
Memorial Medical Center

September 3, 2024

* Approved on 8.28.24 cc
** Approved on 8.21.24 cc

**PROSPERITY BANK
ELECTRONIC TRANSFERS FOR OPERATING ACCOUNT -- ESTIMATED ACHS**

Date	Description	MMC Notes	Amount
			<u>0.00 ✓</u>

Andrew De Los Santos
Andrew De Los Santos
Memorial Medical Center

September 3, 2024

APPROVED ON

SEP 03 2024

BY COUNTY AUDITOR
CALHOUN COUNTY, TEXAS

991.37
0.00

570.69
991.37
0.00

Memorial Medical Center
Nursing Home UPL
Weekly Centex Transfer
Prosperity Accounts
9/3/2024

Nursing Home	Account	Previous Beginning Balance	Transfer Out	ACH Transfers In	Pending Deposits	Today's Beginning Balance	Amount to Be Transferred to Nursing Home
Academy of Health Services		311,274.74	313,007.54	232,863.15		225,130.35	222,539.90
						Bank Balance	
						Variance	
						Leave in Balance	100.00

Boylas Information for Ashford Gardens

Ashford Health Care Center Ltd Co
JP Morgan Chase Bank

Boylas	297,681.82	337,399.18	154,741.59			July Interest	167.20	
						Aug Interest	223.25	
						Sept Interest		
						Adjust Balance/Transfer Amt	222,438.90	
						Bank Balance	155,026.63	154,572.84
						Variance		
						Leave in Balance	100.00	

Centex	429,802.33	428,928.80	170,866.20			July Interest	184.64	
						Aug Interest	169.15	
						Sept Interest		
						Adjust Balance/Transfer Amt	154,572.84	
						Bank Balance	171,239.73	149,269.42
						Variance		
						Leave in Balance	100.00	

Centex	262,914.11	280,604.54	148,308.55			July Interest	273.53	
						Aug Interest	302.78	
						Sept Interest		
						Adjust Balance/Transfer Amt	149,183.42	
						Bank Balance	64,055.58	63,849.86
						Variance		
						Leave in Balance	100.00	

Centex	262,914.11	280,604.54	148,308.55			July Interest	52.09	
						Aug Interest	51.63	
						Sept Interest		
						Adjust Balance/Transfer Amt	63,849.86	
						Bank Balance	148,618.16	148,125.66
						Variance		
						Leave in Balance	100.00	

222,539.90 +
154,572.84 +
149,269.42 +
63,849.86 +
148,125.66 +
718,357.68 0

Centex / Prosperity

Claim Payment due to Tuscany 21,400.00

July Interest 209.57
Aug Interest 183.93
Sept Interest

Adjust Balance/Transfer Amt 148,125.66

APPROVED ON
SEP 03 2024

BY COUNTY AUDITOR
CALHOUN COUNTY, TEXAS

TOTAL TRANSFERS 738,357.68

Approved: Andrew De Los Santos
Andrew De Los Santos 9/3/2024

Note: Only balances of over \$5,000 will be transferred to the nursing home
Note 2: Each account has a base balance of \$100 that MMHC reported to open account

8/13/2024

Transfer-Out	Transfer-In	MMC PORTION					NH PORTION
		QIPP/Comp1	QIPP/Comp 2	QIPP/Comp3	QIPP/Comp4&Lapse	QIPP TI	
8/13/2024 Added to Account	721.25						223.25
8/10/2024 HNB - ECHO HCCLAIMPMT 746003411 440000229669	1,575.27						1,575.27
8/10/2024 UHC COMMUNITY PL HCCLAIMPMT 746003411 910000	6,448.29						6,448.29
8/30/2024 UHC COMMUNITY PL HCCLAIMPMT 746003411 910000	1,427.04						1,427.04
8/29/2024 Check 1250	42,037.13						
8/29/2024 Deposit	84,419.30						84,419.30
8/29/2024 MANAGEANDNET1718 MHS PMHT 000000000000093 41	347.85						347.85
8/29/2024 HNB - ECHO HCCLAIMPMT 746003411 440000284966	31,034.36						31,034.36
8/29/2024 HEALTH HUMAN SVC HCCLAIMPMT 17460034113005 2	2,387.68						2,387.68
8/28/2024 WIRE OUT ASHFORD HEALTH CARE CENTER LTD	248,669.37						
8/28/2024 MANAGEANDNET1718 MHS PMHT 000000000000093 41	1,791.00						1,791.00
8/28/2024 HNB - ECHO HCCLAIMPMT 746003411 440000242283	3,170.87						3,170.87
8/28/2024 HEALTH HUMAN SVC HCCLAIMPMT 17460034113005 2	11,455.41						11,455.41
8/27/2024 Check 1249	22,104.04						
8/27/2024 UHC COMMUNITY PL HCCLAIMPMT 746003411 910000	67,519.78						67,519.78
8/26/2024 MANAGEANDNET1718 MHS PMHT 000000000000093 41	121.05						121.05
8/26/2024 UHC COMMUNITY PL HCCLAIMPMT 746003411 910000	10,945.05						10,945.05
318,007.54	222,869.15						222,869.15

8/29/2024

Transfer-Out	Transfer-In	MMC PORTION					NH PORTION
		QIPP/Comp1	QIPP/Comp 2	QIPP/Comp3	QIPP/Comp4&Lapse	QIPP TI	
8/29/2024 Added to Account	169.15						169.15
8/29/2024 HNB - ECHO HCCLAIMPMT 746003411 440000229669	1,979.80						1,979.80
8/30/2024 UnitedHealthcare HCCLAIMPMT 746003411 124384	5,050.00						5,050.00
8/30/2024 UHC COMMUNITY PL HCCLAIMPMT 746003411 910000	3,741.37						3,741.37
8/30/2024 UHC COMMUNITY PL HCCLAIMPMT 746003411 910000	2,059.50						2,059.50
8/30/2024 NOVITAS SOLUTION HCCLAIMPMT 676357 4200001018	6,059.27						6,059.27
8/30/2024 HIC KY HCCLAIMPMT 55952182 4200001834971 45	395.00						395.00
8/29/2024 Check 1285	15,653.49						
8/29/2024 Deposit	31,449.36						31,449.36
8/29/2024 HNB - ECHO HCCLAIMPMT 746003411 440000285537	216.60						216.60
8/29/2024 HNB - ECHO HCCLAIMPMT 746003411 440000284966	29,843.78						29,843.78
8/28/2024 WIRE OUT CANTER HEALTH CARE CENTERS II	213,436.87						
8/28/2024 HNB - ECHO HCCLAIMPMT 746003411 440000242283	3,983.15						3,983.15
8/28/2024 UHC COMMUNITY PL HCCLAIMPMT 746003411 910000	1,774.36						1,774.36
8/28/2024 NOVITAS SOLUTION HCCLAIMPMT 676357 420000129	15,208.03						15,208.03
8/27/2024 Check 1284	8,106.62						
8/27/2024 UHC COMMUNITY PL HCCLAIMPMT 746003411 910000	6,664.95						6,664.95
8/27/2024 UHC COMMUNITY PL HCCLAIMPMT 746003411 910000	24,344.70						24,344.70
8/26/2024 UHC COMMUNITY PL HCCLAIMPMT 746003411 910000	21,654.35						21,654.35
8/26/2024 NOVITAS SOLUTION HCCLAIMPMT 676357 420000149	148.62						148.62
237,399.18	154,741.99						154,741.99

8/29/2024

Transfer-Out	Transfer-In	MMC PORTION					NH PORTION
		QIPP/Comp1	QIPP/Comp 2	QIPP/Comp3	QIPP/Comp4&Lapse	QIPP TI	
8/31/2024 Added to Account	302.78						302.78
8/30/2024 HNB - ECHO HCCLAIMPMT 746003411 440000229669	3,324.52						3,324.52
8/30/2024 HNB - ECHO HCCLAIMPMT 746003411 440000229669	403.41						403.41
8/30/2024 UnitedHealthcare HCCLAIMPMT 746003411 124384	3,280.00						3,280.00
8/30/2024 UHC COMMUNITY PL HCCLAIMPMT 746003411 910000	472.15						472.15
8/29/2024 Check 1360	11,590.05						
8/29/2024 Check 1361	17,500.00						
8/29/2024 Deposit	7,488.00						7,488.00
8/29/2024 HNB - ECHO HCCLAIMPMT 746003411 440000284966	41,315.86						41,315.86
8/29/2024 HNB - ECHO HCCLAIMPMT 746003411 440000285538	7,262.92						7,262.92
8/29/2024 HNB - ECHO HCCLAIMPMT 746003411 440000285537	10,451.79						10,451.79
8/28/2024 WIRE OUT CANTER HEALTH CARE CENTERS II	4,456.71						4,456.71
8/28/2024 HUMANA INS CO HCCLAIMPMT 55733402 8300005763	393,719.65						
8/28/2024 HEALTH HUMAN SVC HCCLAIMPMT 17460034113005 2	2,325.00						2,325.00
8/27/2024 Check 1358	6,118.20						
8/27/2024 DEVOTED HEALTH P HCCLAIMPMT 21000021182828	7,200.00						7,200.00
8/27/2024 DEVOTED HEALTH P HCCLAIMPMT 21000021182826	11,700.00						11,700.00
8/27/2024 DEVOTED HEALTH P HCCLAIMPMT 21000021182824	2,500.00						2,500.00
8/27/2024 DEVOTED HEALTH P HCCLAIMPMT 21000021182822	3,600.00						3,600.00
8/27/2024 UnitedHealthcare HCCLAIMPMT 746003411 124384	9,780.00						9,780.00
8/27/2024 UHC COMMUNITY PL HCCLAIMPMT 746003411 910000	2,798.10						2,798.10
8/27/2024 UHC COMMUNITY PL HCCLAIMPMT 746003411 910000	30,281.38						30,281.38
8/27/2024 HUMANA EHA DISB HCCLAIMPMT 55690154 42000017	1,364.75						1,364.75
8/26/2024 UNITEDHEALTHCARE HCCLAIMPMT 746003411 124384	2,870.00						2,870.00
8/26/2024 UHC COMMUNITY PL HCCLAIMPMT 746003411 910000	15,229.82						15,229.82
428,928.80	170,866.20						170,866.20

8/29/2024

Transfer-Out	Transfer-In	MMC PORTION					NH PORTION
		QIPP/Comp1	QIPP/Comp 2	QIPP/Comp3	QIPP/Comp4&Lapse	QIPP TI	
8/31/2024 Added to Account	53.63						53.63
8/30/2024 UnitedHealthcare HCCLAIMPMT 746003411 124384	3,010.00						3,010.00
8/30/2024 UHC COMMUNITY PL HCCLAIMPMT 746003411 910000	1,437.06						1,437.06
8/29/2024 Check 1256	13,147.01						
8/29/2024 Deposit	26,461.03						26,461.03
8/29/2024 HNB - ECHO HCCLAIMPMT 746003411 440000284966	2,009.90						2,009.90
8/28/2024 WIRE OUT CANTER HEALTH CARE CENTERS II	74,171.60						
8/28/2024 HNB - ECHO HCCLAIMPMT 746003411 440000142283	5,053.81						5,053.81
8/28/2024 UnitedHealthcare HCCLAIMPMT 746003411 124384	410.00						410.00
8/27/2024 Check 1255	6,908.22						
8/27/2024 UHC COMMUNITY PL HCCLAIMPMT 746003411 910000	21,595.05						21,595.05
8/27/2024 CENTENE CORP HCCLAIMPMT 5310127484850	1,570.66						1,570.66
8/26/2024 UHC COMMUNITY PL HCCLAIMPMT 746003411 910000	2,302.35						2,302.35
94,426.83	63,909.49						63,909.49

8/29/2024

Transfer-Out	Transfer-In	MMC PORTION					NH PORTION
		QIPP/Comp1	QIPP/Comp 2	QIPP/Comp3	QIPP/Comp4&Lapse	QIPP TI	
8/31/2024 Added to Account	182.93						182.93
8/30/2024 HNB - ECHO HCCLAIMPMT 746003411 440000229669	2,705.22						2,705.22
8/30/2024 UnitedHealthcare HCCLAIMPMT 746003411 124384	26,220.00						26,220.00
8/30/2024 UHC COMMUNITY PL HCCLAIMPMT 746003411 910000	373.26						373.26
8/30/2024 NOVITAS SOLUTION HCCLAIMPMT 676357 4200001018	2,574.83						2,574.83
8/30/2024 AARP Supplementa HCCLAIMPMT 746003411 124384	169.02						169.02
8/29/2024 Check 1310	12,507.62						
8/29/2024 Deposit	24,845.13						24,845.13
8/29/2024 MANAGEANDNET1718 MHS PMHT 00000000002482 41	70.20						70.20
8/29/2024 HNB - ECHO HCCLAIMPMT 746003411 440000286154	9,267.45						9,267.45
8/29/2024 HNB - ECHO HCCLAIMPMT 746003411 440000285537	441.04						441.04

8/29/2024 HEALTH HUMAN SVC HCCLAIMPMT 174600341113007 2
 8/29/2024 AARP Supplemental HCCLAIMPMT 746003411 124384
 8/28/2024 WIRE CUT CANTEK HEALTH CARE CENTERS III
 8/28/2024 MANAGEANDNET1718 ANS PMNT 00000000002482 41
 8/28/2024 HNB - ECHO HCCLAIMPMT 746003411 440000242289
 8/28/2024 UnitedHealthcare HCCLAIMPMT 746003411 124384
 8/28/2024 HEALTH HUMAN SVC HCCLAIMPMT 174600341113007 2
 8/27/2024 Check 1309
 8/27/2024 HNB - ECHO HCCLAIMPMT 746003411 440000201927
 8/27/2024 UHC COMMUNITY PI HCCLAIMPMT 746003411 910000
 8/27/2024 HUMANA INS CO HCCLAIMPMT 55533849 8300005372
 8/26/2024 UHC COMMUNITY PI HCCLAIMPMT 746003411 910000
 8/26/2024 NOVITAS SOLUTION HCCLAIMPMT 676310 420000149

	1,990.22		3,990.32
	816.00		816.00
261,502.08 ✓			
	877.50		877.50
	10,967.96		10,967.96
	5,850.00		5,850.00
	898.35		898.35
6,598.84 ✓			
	1,935.70		1,935.70
	29,975.62		29,975.62
	11,785.00		11,785.00
	14,647.82		14,647.82
	220.28		220.28
<u>280,604.54</u>	<u>148,308.59</u>		<u>148,308.59</u>
TOTALS	1,354,366.89	760,683.42	760,683.42

Balances Overview

Account Name

*4357 MEMORIAL MEDICAL - OPERATING	\$1,938,855.67	\$1,951,807.31	\$1,938,855.67	\$1,938,855.67
*4365 MMC - CLINIC SERIES 2014	\$546.60	\$546.60	\$546.60	\$546.60
*4373 MMC - PRIVATE WAIVER CLEARING	\$440.04	\$440.04	\$440.04	\$440.04
*4381 MEMORIAL MEDICAL / NH ASHFORD ✓	\$223,130.35 ✓ ✓	\$224,359.76	\$223,130.35	\$223,130.35
*4403 MEMORIAL MEDICAL / NH BROADMOOR ✓	\$155,026.63 ✓ ✓	\$161,823.61	\$155,026.63	\$155,026.63
*4411 MEMORIAL MEDICAL / NH CRESCENT ✓	\$171,239.73 ✓ ✓	\$171,239.73	\$171,239.73	\$171,239.73
*4438 MEMORIAL MEDICAL / SOLERA @ WEST HOUSTON ✓	\$148,618.16 ✓ ✓	\$152,665.78	\$148,618.16	\$148,618.16
*4446 MEMORIAL MEDICAL / NH FORT BEND ✓	\$64,055.58 ✓ ✓	\$78,535.80	\$64,055.58	\$64,055.58
*4454 MEMORIAL MEDICAL / NH GOLDEN CREEK HEALTHCARE	\$148,054.26	\$148,054.26	\$148,054.26	\$148,054.26
*4551 CAL CO INDIGENT HEALTHCARE	\$5,505.48	\$5,505.48	\$5,505.48	\$5,505.48
*5433 MMC -NH GULF POINTE PLAZA - PRIVATE PAY	\$6,175.12	\$6,175.12	\$6,175.12	\$6,175.12
*5441 MMC -NH GULF POINTE PLAZA - MEDICARE/MEDICAID	\$940.99	\$940.99	\$940.99	\$940.99
*5506 MMC -NH BETHANY SENIOR LIVING	\$12,815.66	\$12,815.66	\$12,815.66	\$12,815.66
*3407 MMC -NH TUSCANY VILLAGE	\$234,097.01	\$234,097.01	\$234,097.01	\$234,097.01
*3660 MMC -BETHANY SR LIVING - DACA	\$100.00	\$100.00	\$100.00	\$100.00
*2998 MMC -MONEY MARKET FUND	\$5,043.81	\$5,043.81	\$5,043.81	\$5,043.81
Total Balance	\$3,114,645.09	\$3,152,150.96	\$3,114,645.09	\$3,114,645.09

Memorial Medical Center
 Nursing Home UPL
 Weekly Nexion Transfer
 Prosperity Accounts
 9/3/2024

Nursing Home	Account Number	Previous Beginning Balance	Transfer-Out	Transfer-In	Pending Deposits	Today's Beginning Balance	Amount to Be Transferred to Nursing Home
Golden Creek		166,859.72	166,607.81	147,802.35		148,054.26	147,620.63
						Bank Balance 148,054.26	
						Variance	
						Leave in Balance	100.00

Routing Information for Golden Creek:
 Nexion Health at Golden Creek
 Wells Fargo Bank, N.A.

July Interest 151.91
 Aug Interest 181.72
 Sept Interest

Adjust Balance/Transfer Amt 147,620.63

Note: Only balances of over \$5,000 will be transferred to the nursing home.
 Note 2: Each account has a base balance of \$100 that MMC deposited to open account.

Approved: Andrew De Los Santos
 Andrew De Los Santos 9/3/2024

APPROVED ON

SEP 03 2024

BY COUNTY AUDITOR
 CALHOUN COUNTY, TEXAS



8/31/2024 Added to Account
 8/30/2024 Lumina Hospice ACCTVERIFY 015DRY7SCLSINOC 7
 8/30/2024 GOLDEN CREEK HEALTH MERC DEP 1220356 9100001716
 8/29/2024 Check 222
 8/29/2024 Deposit
 8/28/2024 WIRE OUT NEXION HEALTH d/b/a GOLDEN CREEK HC
 8/28/2024 GOLDEN CREEK HEALTH MERC DEP 1220356 9100001321
 8/28/2024 ARTNA AS01 HCCLAIMPMT 1568075964 51000013845
 8/27/2024 Check 221
 8/27/2024 HNB - ECHO HCCLAIMPMT 746003411 440000201406

		MMC PORTION					
Transfer-Out	Transfer-In	QIPP/Comp1	QIPP/Comp 2	QIPP/Comp3	QIPP/Comp4 & Lease	QIPP T1	MM PORTION
-	181.72 ✓						181.72
-	0.01 ✓						0.01
-	955.84 ✓						955.84
22,542.54 ✓	-						-
-	144,974.07 ✓						144,974.07
129,234.65 ✓	-						-
-	400.00 ✓						400.00
-	149.68 ✓						149.68
20,830.62 ✓	-						-
-	1,341.03 ✓						1,341.03
166,607.81 ✓	147,802.35 ✓						147,802.35 ✓

Balances Overview

Account Name				
*4357 MEMORIAL MEDICAL - OPERATING	\$1,938,855.67	\$1,951,807.31	\$1,938,855.67	\$1,938,855.67
*4365 MMC - CLINIC SERIES 2014	\$546.60	\$546.60	\$546.60	\$546.60
*4373 MMC - PRIVATE WAIVER CLEARING	\$440.04	\$440.04	\$440.04	\$440.04
*4381 MEMORIAL MEDICAL / NH ASHFORD	\$223,130.35	\$224,359.76	\$223,130.35	\$223,130.35
*4403 MEMORIAL MEDICAL / NH BROADMOOR	\$155,026.63	\$161,823.61	\$155,026.63	\$155,026.63
*4411 MEMORIAL MEDICAL / NH CRESCENT	\$171,239.73	\$171,239.73	\$171,239.73	\$171,239.73
*4438 MEMORIAL MEDICAL / SOLERA @ WEST HOUSTON	\$148,618.16	\$152,665.78	\$148,618.16	\$148,618.16
*4446 MEMORIAL MEDICAL / NH FORT BEND	\$64,055.58	\$76,535.80	\$64,055.58	\$64,055.58
*4454 MEMORIAL MEDICAL / NH GOLDEN CREEK HEALTHCARE ✓	\$148,054.26 ✓	\$148,054.26	\$148,054.26	\$148,054.26
*4551 CAL CO INDIGENT HEALTHCARE	\$5,505.48	\$5,505.48	\$5,505.48	\$5,505.48
*5433 MMC -NH GULF POINTE PLAZA - PRIVATE PAY	\$6,175.12	\$6,175.12	\$6,175.12	\$6,175.12
*5441 MMC -NH GULF POINTE PLAZA - MEDICARE/MEDICAID	\$940.99	\$940.99	\$940.99	\$940.99
*5506 MMC -NH BETHANY SENIOR LIVING	\$12,815.66	\$12,815.66	\$12,815.66	\$12,815.66
*3407 MMC -NH TUSCANY VILLAGE	\$234,097.01	\$234,097.01	\$234,097.01	\$234,097.01
*3660 MMC -BETHANY SR LIVING - DACA	\$100.00	\$100.00	\$100.00	\$100.00
*2998 MMC -MONEY MARKET FUND	\$5,043.81	\$5,043.81	\$5,043.81	\$5,043.81
Total Balance	\$3,114,645.09	\$3,152,150.96	\$3,114,645.09	\$3,114,645.09

Memorial Medical Center
 Nursing Home UPL
 Weekly HMG Transfer
 Prosperity Accounts
 9/3/2024

Account Number	Previous Beginning Balance	Transfer-Out	Transfer-In	Cks Cleared	Pending Deposits	Today's Beginning Balance	Amount to Be Transferred to Nursing Home
9801 9801	3,025.20		3,149.92			6,175.12	6,075.12
					Bank Balance Variance	6,175.12	
					Leaves in Balance	100.00	
					Adjust Balance/Transfer Amt	6,075.12	
9802 9802	835.43		105.56			940.99	940.99
					Bank Balance Variance	940.99	
					Leaves in Balance	100.00	
					Adjust Balance/Transfer Amt	840.99	
TOTAL TRANSFERS						6,916.11	

Routing information for Gulf Pointe Plaza:

Note: Only balances of over \$5,000 will be transferred to the nursing home.
 Note 2: Each account has a base balance of \$100 that MHC deposited to open account.

Approved: Andrew De Los Santos
 Andrew De Los Santos 9/3/2024

APPROVED ON
 SEP 03 2024
 BY COUNTY AUDITOR
 GALHOUN COUNTY, TEXAS

Balances Overview

Account Name				
*4357 MEMORIAL MEDICAL - OPERATING	\$1,938,855.67	\$1,951,807.31	\$1,938,855.67	\$1,938,855.67
*4385 MMC - CLINIC SERIES 2014	\$546.60	\$546.60	\$546.60	\$546.60
*4373 MMC - PRIVATE WAIVER CLEARING	\$440.04	\$440.04	\$440.04	\$440.04
*4381 MEMORIAL MEDICAL / NH ASHFORD	\$223,130.35	\$224,359.76	\$223,130.35	\$223,130.35
*4403 MEMORIAL MEDICAL / NH BROADMOOR	\$155,026.63	\$161,823.61	\$155,026.63	\$155,026.63
*4411 MEMORIAL MEDICAL / NH CRESCENT	\$171,239.73	\$171,239.73	\$171,239.73	\$171,239.73
*4438 MEMORIAL MEDICAL / SOLERA @ WEST HOUSTON	\$148,618.16	\$152,665.78	\$148,618.16	\$148,618.16
*4446 MEMORIAL MEDICAL / NH FORT BEND	\$64,055.58	\$76,535.80	\$64,055.58	\$64,055.58
*4454 MEMORIAL MEDICAL / NH GOLDEN CREEK HEALTHCARE	\$148,054.26	\$148,054.26	\$148,054.26	\$148,054.26
*4551 CAL CO INDIGENT HEALTHCARE	\$5,505.48 ✓	\$5,505.48	\$5,505.48	\$5,505.48
*5433 MMC -NH GULF POINTE PLAZA - PRIVATE PAY ✓	\$6,175.12 ✓	\$6,175.12	\$6,175.12	\$6,175.12
*5441 MMC -NH GULF POINTE PLAZA - MEDICARE/MEDICAID ✓	\$940.99 ✓	\$940.99	\$940.99	\$940.99
*5506 MMC -NH BETHANY SENIOR LIVING	\$12,815.66	\$12,815.66	\$12,815.66	\$12,815.66
*3407 MMC -NH TUSCANY VILLAGE	\$234,097.01	\$234,097.01	\$234,097.01	\$234,097.01
*3660 MMC -BETHANY SR LIVING - DACA	\$100.00	\$100.00	\$100.00	\$100.00
*2998 MMC -MONEY MARKET FUND	\$5,043.81	\$5,043.81	\$5,043.81	\$5,043.81
Total Balance	\$3,114,645.09	\$3,152,150.96	\$3,114,645.09	\$3,114,645.09

Memorial Medical Center
 Nursing Home UPL
 Weekly Tuscan Transfer
 Prosperity Accounts
 9/3/2024

Nursing Home	Account Number	Previous Beginning Balance	Transfer-Out	Transfer-In	Cks Cleared	Pending Deposits	Today's Beginning Balance	Amount to Be Transferred to Nursing Home
US Bank		409,773.69	409,673.69	233,997.01			234,097.01	233,997.01
						Bank Balance Variance	234,097.01	
						Leave in Balance	100.00	

Adjust Balance/Transfer Amt 233,997.01

Note: Only balances of over \$5,000 will be transferred to the nursing home.
 Note 2: Each account has a base balance of \$100 that MMC deposited to open account.

Approved: Andrew De Los Santos
 Andrew De Los Santos 9/3/2024

APPROVED ON
 SEP 03 2024
 BY COUNTY AUDITOR
 CALHOUN COUNTY, TEXAS

TU SCARY VILLAGE

MMC PORTION

8/31/2024 Added to Account
 8/30/2024 HNB - ECHO HCCLAIMPMT 746003411 440000229669
 8/29/2024 Check 1164
 8/29/2024 Check 1168
 8/29/2024 Deposit
 8/29/2024 Deposit
 8/29/2024 HNB - ECHO HCCLAIMPMT 746003411 440000285538
 8/29/2024 HNB - ECHO HCCLAIMPMT 746003411 440000285538
 8/18/2024 WIRE OUT VILLAGE POST ACUTE HEALTH SERVICE
 8/27/2024 Check 1163
 8/27/2024 Deposit
 8/27/2024 Deposit
 8/27/2024 NOVITAS SOLUTION HCCLAIMPMT 676201 420000196
 8/26/2024 INTUIT 57464579 BILL_PAY TUSCANY VILLAGE 210
 8/26/2024 HNB - ECHO HCCLAIMPMT 746003411 440000248315

Transfer-Out	Transfer-In	MMC PORTION				NH PORTION
		QIPP/Comp 1	QIPP/Comp 2	QIPP/Comp 3	QIPP/Comp 4&Lapse	
-	244.44 ✓	-	-	-	-	244.44
-	999.70 ✓	-	-	-	-	999.70
24,553.11 ✓	-	-	-	-	-	-
7,488.00 ✓	-	-	-	-	-	-
-	17,500.00 ✓	-	-	-	-	17,500.00
-	42,817.33 ✓	-	-	-	-	42,817.33
-	27,713.24 ✓	-	-	-	-	27,713.24
-	2,381.64 ✓	-	-	-	-	2,381.64
364,615.30 ✓	-	-	-	-	-	-
13,017.28 ✓	-	-	-	-	-	-
-	4,191.26 ✓	-	-	-	-	4,191.26
-	64,470.48 ✓	-	-	-	-	64,470.48
-	61,274.74 ✓	-	-	-	-	61,274.74
-	5,228.60 ✓	-	-	-	-	5,228.60
-	7,175.58 ✓	-	-	-	-	7,175.58
409,673.69	233,997.01	-	-	-	-	233,997.01

Balances Overview

Account Name

*4357 MEMORIAL MEDICAL - OPERATING	\$1,938,855.67	\$1,951,807.31	\$1,938,855.67	\$1,938,855.67
*4365 MMC - CLINIC SERIES 2014	\$546.60	\$546.60	\$546.60	\$546.60
*4373 MMC - PRIVATE WAIVER CLEARING	\$440.04	\$440.04	\$440.04	\$440.04
*4381 MEMORIAL MEDICAL / NH ASHFORD	\$223,130.35	\$224,359.76	\$223,130.35	\$223,130.35
*4403 MEMORIAL MEDICAL / NH BROADMOOR	\$155,026.63	\$161,823.61	\$155,026.63	\$155,026.63
*4411 MEMORIAL MEDICAL / NH CRESCENT	\$171,239.73	\$171,239.73	\$171,239.73	\$171,239.73
*4438 MEMORIAL MEDICAL / SOLERA @ WEST HOUSTON	\$148,618.16	\$152,665.78	\$148,618.16	\$148,618.16
*4446 MEMORIAL MEDICAL / NH FORT BEND	\$64,055.58	\$76,535.80	\$64,055.58	\$64,055.58
*4454 MEMORIAL MEDICAL / NH GOLDEN CREEK HEALTHCARE	\$148,054.26	\$148,054.26	\$148,054.26	\$148,054.26
*4551 CAL CO INDIGENT HEALTHCARE	\$5,505.48	\$5,505.48	\$5,505.48	\$5,505.48
*5433 MMC -NH GULF POINTE PLAZA - PRIVATE PAY	\$6,175.12	\$6,175.12	\$6,175.12	\$6,175.12
*5441 MMC -NH GULF POINTE PLAZA - MEDICARE/MEDICAID	\$940.99	\$940.99	\$940.99	\$940.99
*5506 MMC -NH BETHANY SENIOR LIVING	\$12,815.66	\$12,815.66	\$12,815.66	\$12,815.66
*3407 MMC -NH TUSCANY VILLAGE ✓	\$234,097.01 ✓	\$234,097.01	\$234,097.01	\$234,097.01
*3660 MMC -BETHANY SR LIVING - DACA	\$100.00	\$100.00	\$100.00	\$100.00
*2998 MMC -MONEY MARKET FUND	\$5,043.81	\$5,043.81	\$5,043.81	\$5,043.81
Total Balance	\$3,114,645.09	\$3,152,150.96	\$3,114,645.09	\$3,114,645.09

Memorial Medical Center
 Nursing Home UPL
 Weekly HSL Transfer
 Prosperity Accounts
 9/3/2024

Nursing Home	Account Number	Previous Beginning Balance	Transfer Out	Transfer In	Cks Cleared	Pending Medicare Repayment	Today's Beginning Balance	Amount to be Transferred to Nursing Home
XXXXXXXXXXXX		180,485.88	180,265.67	12,596.40			12,815.66	12,518.01
						Bank Balance	12,815.66	
						Variance	12,815.66	
						Leave in Balance	100.00	

July Interest 119.26
 Aug Interest 78.39
 Sept Interest

Adjust Balance/Transfer Amt 12,518.01

Note: Only balances of over \$5,000 will be transferred to the nursing home.
 Note 2: Each account has a base balance of \$100 that MMC deposited to open account.

Approved: Andrew De Los Santos
 Andrew De Los Santos 9/3/2024

APPROVED ON
 SEP 03 2024
 BY COUNTY AUDITOR
 CALHOUN COUNTY, TEXAS

Balances Overview

Account Name				
*4357 MEMORIAL MEDICAL - OPERATING	\$1,938,855.67	\$1,951,807.31	\$1,938,855.67	\$1,938,855.67
*4365 MMC - CLINIC SERIES 2014	\$546.60	\$546.60	\$546.60	\$546.60
*4373 MMC - PRIVATE WAIVER CLEARING	\$440.04	\$440.04	\$440.04	\$440.04
*4381 MEMORIAL MEDICAL / NH ASHFORD	\$223,130.35	\$224,359.76	\$223,130.35	\$223,130.35
*4403 MEMORIAL MEDICAL / NH BROADMOOR	\$155,026.63	\$161,823.61	\$155,026.63	\$155,026.63
*4411 MEMORIAL MEDICAL / NH CRESCENT	\$171,239.73	\$171,239.73	\$171,239.73	\$171,239.73
*4438 MEMORIAL MEDICAL / SOLERA @ WEST HOUSTON	\$148,618.16	\$152,665.78	\$148,618.16	\$148,618.16
*4446 MEMORIAL MEDICAL / NH FORT BEND	\$64,055.58	\$76,535.80	\$64,055.58	\$64,055.58
*4454 MEMORIAL MEDICAL / NH GOLDEN CREEK HEALTHCARE	\$148,054.26	\$148,054.26	\$148,054.26	\$148,054.26
*4551 CAL CO INDIGENT HEALTHCARE	\$5,505.48	\$5,505.48	\$5,505.48	\$5,505.48
*5433 MMC -NH GULF POINTE PLAZA - PRIVATE PAY	\$6,175.12	\$6,175.12	\$6,175.12	\$6,175.12
*5441 MMC -NH GULF POINTE PLAZA - MEDICARE/MEDICAID	\$940.99	\$940.99	\$940.99	\$940.99
*5506 MMC -NH BETHANY SENIOR LIVING ✓	\$12,815.66 ✓	\$12,815.66	\$12,815.66	\$12,815.66
*3407 MMC -NH TUSCANY VILLAGE	\$234,097.01	\$234,097.01	\$234,097.01	\$234,097.01
*3660 MMC -BETHANY SR LIVING - DACA	\$100.00	\$100.00	\$100.00	\$100.00
*2998 MMC -MONEY MARKET FUND	\$5,043.81	\$5,043.81	\$5,043.81	\$5,043.81
Total Balance	\$3,114,645.09	\$3,152,150.96	\$3,114,645.09	\$3,114,645.09

Crescent ✓

MEMORIAL MEDICAL CENTER CHECK REQUEST

P Tuscany ✓

Date Requested: 9/3/2024

A

Y

E

E

APPROVED ON

SEP 03 2024

BY COUNTY AUDITOR
CALHOUN COUNTY, TEXAS

FOR ACCT USE ONLY

- Imprest Cash
- A/P Check
- Mail Check to Vendor
- Return Check to Dept

AMOUNT: \$ 21,400.00 ✓

G/L NUMBER: 2140007

EXPLANATION: Claim payment - Transfer from Crescent to Tuscany ✓

REQUESTED BY: Michelle Cumberland

AUTHORIZED BY: Andrea D. Forster

9/2/2024