

# GRANGE

MACHINERY

## PARTS BOOK



aftersales@grangemachinery.co.uk  
01482 815711  
www.grangemachinery.co.uk

**GRANGE**  
MACHINERY

## Parts Book Introduction

The Grange Machinery Parts Book has been produced to aid the identification of the sub assemblies and pins which make up the product range. The parts book is set out to allow the user to select the product range page, this will identify if a certain sub assembly is within the specific model. The pages after this show the specific models with the quantities per sub assembly. The back of the parts book has specific exploded assemblies to aid identification.

Please note this parts book was correct at the time of production: 05/05/2023.

For the product range pages:

<b>KEY</b>	<b>Meaning</b>
1	This sub assembly is present (this does not denote the quantity – see the specific model page for quantities).
0	Not present in this machine

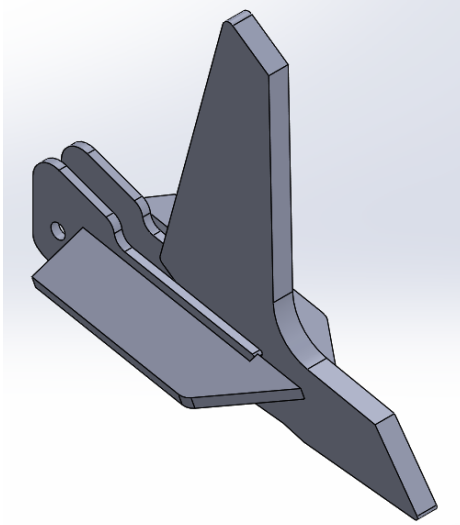
# Contents

Parts Book Introduction.....	2
Grange Machinery Points.....	5
CC Toolbar 3m.....	9
CC Toolbar 4m SB.....	12
CC Toolbar 4m AR.....	13
CC Toolbar 6m SB.....	15
CC Toolbar 6m AR.....	16
LDL Range.....	18
LDL 3m & Packer Roller.....	21
LDL 4m FOLDING.....	23
LDL 5M.....	25
6M LDL.....	27
GLL Range.....	29
GLL 3M.....	30
GLL 3.5M.....	31
Heavy Duty TE Range.....	32
CC TOOLBAR TE HD.....	34
Heavy Duty Track Eradicator.....	35
LDT RANGE.....	36
LDT 3M.....	38
LDT 4M.....	39
LDT 6M.....	41
GRA1 – 2019 AR LEG ASSEMBLY.....	43
GRA2 – DISC ASSEMBLY LEFT.....	44
GRA3 – DISC ASSEMBLY RIGHT.....	45
GRA4 – STAND & PIN.....	46
GRA5 – DISC ADJUSTMENT ASSEMBLY.....	47
GRA6 – ACCUMULATOR & BRACKET.....	48
GRA7 – RAM CLIP HOLDER ASSEMBLY.....	49
GRA8 – STAND & PIN.....	50
GRA9 LH – DEPTH WHEEL ARM.....	51
GRA9 RH – DEPTH WHEEL ARM.....	52
GRA10 – CC TOOLBAR LEG SOCKET.....	53
GRA11 – CC TOOLBAR LEG SOCKET - HEADSTOCK.....	54
GRA12 – STAND & PIN.....	55
GRA13 – ACCUMULATOR BRACKET ASSEMBLY.....	56

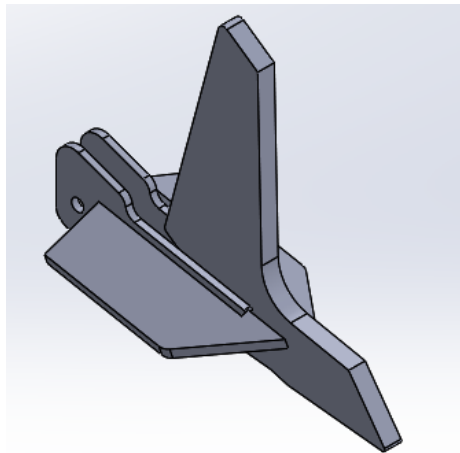
GRA14 – AR LEG ASSEMBLY .....	57
GRA15 – STAND & PIN .....	58
GRA16 – STAND, BRACKET & PIN.....	59
GRA17 – GRANGE GLL TOOTHED ROLLER SCRAPER .....	60
GRA18 – GLL 3 PACKER ASSEMBLY .....	61
GRA19 – STAND ASSEMBLY.....	62
GRA20 – GLL 3.5 MACHINE STANDS .....	63
GRA21 – GLL 3.5 PACKER ASSEMBLY .....	64
GRA22 – HYDRAULIC CYLINDER ASSEMBLY .....	65
GRA23 – CCT TOP LINK.....	66
GRA25 – STAND ASSEMBLY.....	67
GRA26 – CLIP HOLDER ASSEMBLY .....	68
GRA 27 – LDL 3 PACKER ROLLER ASSEMBLY .....	69
GRA28 – STAND REAR ASSEMBLY .....	70
GRA29 – LDL 4 F PACKER ASSEMBLY LEFT .....	71
GRA30 – LDL 4 F PACKER ASSEMBLY RIGHT.....	72
GRA32 – LEG STAND ASSEMBLY .....	73
GRA33 – LDL DISC ADJUSTMENT CYLINDER ASSEMBLY.....	74
GRA34 – LDL 5 PACKER ASSEMBLY LEFT .....	75
GRA35 – LDL 5 PACKER ASSEMBLY RIGHT .....	76
GRA36 – LDL 6 PACKER ASSEMBLY LEFT .....	77
GRA37 – LDL 6 PACKER ASSEMBLY RIGHT .....	78
GRA38 – STANDARD AR HD LEG ASSEMBLY .....	79
GRA39 – 2022 SHEAR BOLT LEG.....	80
GRA40 – 2023 AR DK LEG.....	81
GRA41 – LDL ACCESS PLATFORM KIT .....	82
GRA42 – LDL SEEDER MOUNTING BRACKETRY .....	83
GRA43 – SINGLE SEEDER OUTLET .....	84
GRA44 – TWIN SEEDER OUTLET.....	85

# Grange Machinery Points

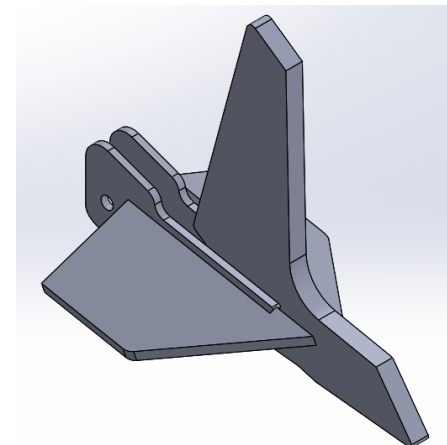
Narrow Point (GM-NTP) with a 40mm wing either side.



Standard Point (GM-STP) with a 60mm wing either side.



Wide Point (GM-WTP) with a 80mm wing either side.



### CCT Range

Sub Assembly Number	Description	3M CCT SB	3M CCT AR	4M CCT SB	4M CCT AR	6m CCT SB	6M CCT AR
GM-STP	GRANGE STANDARD POINT	1	1	1	1	1	1
GR1065	CC TOOLBAR 4M EXTENSION LEFT	0	0	1	0	0	0
GR1066	CCT4 LEG BAR END C-PLATE	0	0	1	1	0	0
GR1067	CC TOOLBAR 4M EXTENSION RIGHT	0	0	1	0	0	0
GR1068	CCT4 DISC BAR EXTENSION	0	0	1	1	0	0
GR1069	4M CCT EXTENSION TIE BAR	0	0	1	0	0	0
GR1102-L	CCT 3M LEG BAR BLANK END CAP LEFT	1	1	0	0	0	0
GR1102-R	CCT 3M LEG BAR BLANK END CAP RIGHT	1	1	0	0	0	0
GR1177	AR CC LEG SOCKET FRONT	0	1	0	1	0	1
GR1179-L	AR CC LEG SOCKET FRONT MID OFFSET	0	1	0	1	0	0
GR1179-R	AR CC LEG SOCKET FRONT MID OFFSET	0	1	0	1	0	0
GR1180	AR CC LEG SOCKET REAR	0	1	0	1	0	1
GR1186	GRANGE AUTO RESET LEG BOTTOM	0	1	0	1	0	0
GR1245	CC TOOLBAR 4M EXTENSION LEFT-AR	0	0	0	1	0	0
GR1246	CC TOOLBAR 4M EXTENSION RIGHT-AR	0	0	0	1	0	0
GR1247	4M CCT EXTENSION TIE BAR-AR	0	0	0	1	0	0
GR1248	ACCUMULATOR BKT	0	1	0	1	0	1
GR1297-L	DUAL POSITION LINKAGE HOOK LEFT	1	1	1	1	0	0
GR1303-L	LINKAGE ARM DUAL POSITION LEFT	1	1	1	1	0	0
GR1303-R	LINKAGE ARM DUAL POSITION RIGHT	1	1	1	1	0	0
GR1573	6M LDT PIN COLLAR 1	0	0	0	0	1	1
GR1574	6M LDT PIN COLLAR 2	0	0	0	0	1	1
GR1575	6M LDT PIN WASHER	0	0	0	0	1	1
GR16	DISC ARM LEFT	1	1	1	1	1	1
GR17	DISC ARM RIGHT	1	1	1	1	1	1
GR1814	CCT6 LINKAGE ARM	0	0	0	0	1	1
GR1815	CCT FLAT FACED LEG SOCKET	0	0	0	0	1	1
GR2050	CCT6 HEADSTOCK	0	0	0	0	1	1
GR2051	6M CCT LEFT WING	0	0	0	0	1	1
GR2052	CC BULKHEAD LEFT	0	0	0	0	1	1

Sub Assembly Number	Description	3M CCT SB	3M CCT AR	4M CCT SB	4M CCT AR	6m CCT SB	6M CCT AR
GR2053-L	DISC BAR - CENTRE LEFT	0	0	0	0	1	1
GR2053-R	DISC BAR - CENTRE RIGHT	0	0	0	0	1	1
GR2054	6M CCT RIGHT WING	0	0	0	0	1	1
GR2054-O	DISC BAR O OUTER	0	0	0	0	1	1
GR2098	CCT 6M STAND	0	0	0	0	1	1
GR2175	WING LOCK PIN STOW BRACKET	0	0	0	0	1	1
GR542	GRANGE AUTO RESET LEG TOP	0	1	0	1	0	0
GR647-L	DISC BAR LEFT	1	1	1	1	0	0
GR647-R	DISC BAR RIGHT	1	1	1	1	0	0
GR665	CC TOOLBAR STAND	1	1	1	1	0	0
GR666	CC TOOLBAR LEG SOCKET CLAMP	1	1	1	1	1	1
GR667	CC TOOLBAR LEG SOCKET	1	0	1	0	0	0
GR667-L	DISC BAR	0	0	0	0	0	0
GR668-L	CC TOOLBAR REAR LINKAGE ARM	1	1	0	0	0	0
GR679	REAR A-FRAME CLEVIS HITCH	1	1	1	1	1	1
GR739	CC BULKHEAD	1	1	1	1	1	1
GR740	CC BULKHEAD LEFT	1	1	1	1	0	0
GR741	CC BULKHEAD RIGHT	1	1	1	1	1	1
GR994	CC+DISC HEADSTOCK	1	1	1	1	0	0
GR995	LEG SOCKET FLUSH	1	0	1	0	0	0
GR2022	3M CCT PACKER FRAME	0	0	0	0	0	0
GR1930	3010MM PACKER ROLLER	0	0	0	0	0	0
GR1935	GRANGE SCRAPER 220	0	0	0	0	0	0
GR990	LDL 6 REAR PARK STAND OUTER	0	0	0	0	0	0
GR1345	LDL 6 PARK STAND	0	0	0	0	0	0
GR1914	LDL 6 PARK STAND	0	0	0	0	0	0
SB LEGS	SB LEGS	1	0	1	0	1	0
AR LEGS	AR LEGS (GRA38 - 2021, GRA40 - DENMARK) OPTIONAL	0	1	0	1	0	1

NOTE:- PLEASE VIEW PAGE 5 FOR POINT OPTIONS.

Pin Number	Description	3M CCT SB	3M CCT AR	4M CCT SB	4M CCT AR	6m CCT SB	6M CCT AR
GR2065	50 X 215 TABBED PIN	0	0	0	0	1	1
GR2099	30MM WING TRANSPORT LOCK PIN	0	0	0	0	1	1
GR368	CAT 3 TOP LINK PIN	1	1	1	1	1	1
GR370	CAT 3 LOWER LINK PIN (LONG)	1	1	1	1	1	1
GR370- SHORT	CAT 3 LOWER LINK PIN (SHORT)	0	0	0	0	1	1
GR549	DIA 22 X 104 TABBED PIN	0	1	0	1	0	0
GR550	DIA 22 X 76 TABBED PIN	0	1	0	1	0	0
GR672	30 X 175 TABBED PIN	1	1	1	1	0	0
GR673	30 X 155 TABBED PIN	1	1	1	1	0	0
GR676	30MM DEPTH PIN	1	1	1	1	1	1
SW369	CAT 4 TOP LINK PIN	1	1	1	1	1	1
SW371	CAT 4 LOWER LINK PIN (LONG)	1	1	1	1	1	1
SWP30X105	30 X 105 TABBED PIN	0	0	0	0	1	1
SWP30X120	30 X 120 TABBED PIN	0	0	0	0	1	1
SWP30X160	30 X 160 TABBED PIN	0	0	0	0	1	1
SWP30X175	30 X 175 TABBED PIN	0	0	0	0	1	1



## CC Toolbar 3m

<b>Shear Bolt</b>			
<b>Sub Assy Part Number</b>	<b>Description</b>	<b>Qty</b>	<b>Sub Assy Drawing</b>
GR994	CC+DISC HEADSTOCK	1	
GR666	CC TOOLBAR LEG SOCKET CLAMP	4	GRA10
GR667	CC TOOLBAR LEG SOCKET	4	
GR995	LEG SOCKET FLUSH	2	
GR647-R	DISC BAR	1	
GR647-L	DISC BAR	1	
GR16	DISC ARM RIGHT	3	GRA3
GR17	DISC ARM LEFT	3	GRA2
GR740	CC BULKHEAD LEFT	1	
GR739	CC BULKHEAD	1	
GR741	CC BULKHEAD RIGHT	1	
GR665	CC TOOLBAR STAND	2	GRA12
GR679	REAR A-FRAME CLEVIS HITCH	1	
GR668-L	CC TOOLBAR REAR LINKAGE ARM	1	
GR668-R	CC TOOLBAR REAR LINKAGE ARM	1	
GR1102-R	CCT 3M LEG BAR BLANK END CAP RIGHT	1	
GR1102-L	CCT 3M LEG BAR BLANK END CAP LEFT	1	
GM-STP	GRANGE STANDARD POINT	6	
GR1297-L	DUAL POSITION LINKAGE HOOK LEFT	1	
GR1303-L	LINKAGE ARM DUAL POSITION LEFT	1	
GR1303-R	LINKAGE ARM DUAL POSITION RIGHT	1	
SB LEGS	SB LEGS	6	GRA39

<b>Pin Number</b>	<b>Description</b>	<b>Qty</b>
GR673	30 X 155 TABBED PIN	4
GR672	30 X 175 TABBED PIN	2
GR676	30MM DEPTH PIN	2
GR370	CAT 3 LOWER LINK PIN	4
SW371	CAT 4 LOWER LINK PIN	2
GR368	CAT 3 TOP LINK PIN	3
SW369	CAT 4 TOP LINK PIN	1

NOTE:- SEE PAGE 5 FOR OTHER POINT OPTIONS.

<b>Auto Reset</b>			
<b>Sub Assy Part Number</b>	<b>Description</b>	<b>Qty</b>	<b>Sub Assy Drawing</b>
GR994	CC+DISC HEADSTOCK	1	
GR666	CC TOOLBAR LEG SOCKET CLAMP	4	GRA10
GR647-L	DISC BAR LEFT	1	
GR647-R	DISC BAR RIGHT	1	
GR740	CC BULKHEAD LEFT	1	
GR739	CC BULKHEAD	1	
GR741	CC BULKHEAD RIGHT	1	
GR665	CC TOOLBAR STAND	2	GRA12
GR17	DISC ARM RIGHT	3	GRA3
GR16	DISC ARM LEFT	3	GRA2
GR679	REAR A FRAME CLEVIS HITCH	1	
GR1177	AR CC LEG SOCKET FRONT	2	
GR1179-R	AR CC LEG SOCKET FRONT MID OFFSET	1	GRA14
GR1179-L	AR CC LEG SOCKET FRONT MID OFFSET	1	
GR668-L	CC TOOLBAR REAR LINKAGE ARM	1	
GR1180	AR CC LEG SOCKET REAR	2	GRA14
GR1248	ACCUMULATOR BKT	2	GRA13
GR668-R	CC TOOLBAR REAR LINKAGE ARM	1	
GR1297-L	DUAL POSITION LINKAGE HOOK LEFT	1	
GR1303-L	LINKAGE ARM DUAL POSITION LEFT	1	
GR1303-R	LINKAGE ARM DUAL POSITION RIGHT	1	
GR1102-R	CCT 3M LEG BAR BLANK END CAP RIGHT	1	
GR1102-L	CCT 3M LEG BAR BLANK END CAP LEFT	1	
GM-STP	GRANGE STANDARD POINT	8	
GR542	GRANGE AUTO RESET LEG TOP	8	GRA14
GR1186	GRANGE AUTO RESET LEG BOTTOM	8	
AR LEGS	AR LEGS (GRA1 2019, GRA38 - 2021, GRA40 - DENMARK)	6	GRA 1/ GRA38 / GRA40

NOTE:- SEE PAGE 5 FOR OTHER POINT OPTIONS.

Pin Number	Description	Qty
GR673	30 X 155 TABBED PIN	4
GR672	30 X 175 TABBED PIN	2
GR676	30MM DEPTH PIN	2
GR370	CAT 3 LOWER LINK PIN	4
SW371	CAT 4 LOWER LINK PIN (LONG)	2
GR368	CAT 3 TOP LINK PIN	3
SW369	CAT 4 TOP LINK PIN	1
GR549	DIA 22 X 104 TABBED PIN	6
GR550	DIA 22 X 76 TABBED PIN	6

### CC Toolbar 3m

3M Packer Roller			
Part number	Description	Quantity	Sub Assy Drawing
GR2022	3M CCT PACKER FRAME	1	
GR1930	3010MM PACKER ROLLER	1	
GR1935	GRANGE SCRAPER 220	12	GRA17
GR990	LDL 6 REAR PARK STAND OUTER	4	
GR1345	LDL 6 PARK STAND	2	GRA16
GR1914	LDL 6 PARK STAND	2	
UCF212	60MM FLANGE BEARING	2	

## CC Toolbar 4m SB

Shear Bolt			
Sub Assy Part Number	Description	Qty	Sub Assy Drawing
GR994	CC+DISC HEADSTOCK	1	
GR666	CC TOOLBAR LEG SOCKET CLAMP	4	GRA10
GR667	CC TOOLBAR LEG SOCKET	4	GRA10
GR995	LEG SOCKET FLUSH	2	GRA11
GR647-R	DISC BAR	1	
GR647-L	DISC BAR	1	
GR16	DISC ARM LEFT	4	GRA2
GR17	DISC ARM RIGHT	4	GRA3
GR740	CC BULKHEAD LEFT	1	
GR739	CC BULKHEAD	1	
GR741	CC BULKHEAD RIGHT	1	
GR665	CC TOOLBAR STAND	2	GRA12
GR1065	CC TOOLBAR 4M EXTENSION LEFT	1	
GR1066	CCT4 LEG BAR END C-PLATE	4	
GR1067	CC TOOLBAR 4M EXTENSION RIGHT	1	
GR1068	CCT4 DISC BAR EXTENSION	2	
GR1069	4M CCT EXTENSION TIE BAR	2	
GR679	REAR A-FRAME CLEVIS HITCH	1	
GR1303-R	LINKAGE ARM DUAL POSITION RIGHT	1	
GR1303-L	LINKAGE ARM DUAL POSITION LEFT	1	
GR1297-L	DUAL POSITION LINKAGE HOOK LEFT	1	
GR1297-R	DUAL POSITION LINKAGE HOOK RIGHT	1	
SB LEGS	SB LEGS	8	GRA39
GM-STP	GRANGE STANDARD POINT	8	

NOTE:- SEE PAGE 5 FOR OTHER POINT OPTIONS.

Pin Number	Description	Qty
GR673	30 X 155 TABBED PIN	4
GR672	30 X 175 TABBED PIN	2
GR676	30MM DEPTH PIN	2
GR370	CAT 3 LOWER LINK PIN (LONG)	4
SW371	CAT 4 LOWER LINK PIN (LONG)	2
GR368	CAT 3 TOP LINK PIN	3
SW369	CAT 4 TOP LINK PIN	1

## CC Toolbar 4m AR

<b>Auto Reset</b>			
<b>Sub Assy Part Number</b>	<b>Description</b>	<b>Qty</b>	<b>Sub Assy Drawing</b>
GR994	CC+DISC HEADSTOCK	1	
GR666	CC TOOLBAR LEG SOCKET CLAMP	4	GRA10
GR647-L	DISC BAR LEFT	1	
GR647-R	DISC BAR RIGHT	1	
GR740	CC BULKHEAD LEFT	1	
GR739	CC BULKHEAD	1	
GR741	CC BULKHEAD RIGHT	1	
GR665	CC TOOLBAR STAND	2	GRA12
GR1066	CCT4 LEG BAR END C-PLATE	4	
GR1068	CCT4 DISC BAR EXTENSION	2	
GR17	DISC ARM RIGHT	4	GRA3
GR16	DISC ARM LEFT	4	GRA2
GR679	REAR A FRAME CLEVIS HITCH	1	
GR1177	AR CC LEG SOCKET FRONT	2	
GR1179-R	AR CC LEG SOCKET FRONT MID OFFSET	1	GRA14
GR1179-L	AR CC LEG SOCKET FRONT MID OFFSET	1	
GR1245	CC TOOLBAR 4M EXTENSION LEFT-AR	1	
GR1180	AR CC LEG SOCKET REAR	2	GRA14
GR1246	CC TOOLBAR 4M EXTENSION RIGHT-AR	1	
GR1247	4M CCT EXTENSION TIE BAR-AR	2	
GR1248	ACCUMULATOR BKT	2	GRA13
GR1303-L	LINKAGE ARM DUAL POSITION LEFT	1	
GR1303-R	LINKAGE ARM DUAL POSITION RIGHT	1	
GR1297-L	DUAL POSITION LINKAGE HOOK LEFT	1	
GR1297-R	DUAL POSITION LINKAGE HOOK RIGHT	1	
GM-STP	GRANGE STANDARD POINT	8	
GR542	GRANGE AUTO RESET LEG TOP	8	
GR1186	GRANGE AUTO RESET LEG BOTTOM	8	GRA14
AR LEGS	AR LEGS (GRA1 2019, GRA38 - 2021, GRA40 - DENMARK)	8	GRA 1/ GRA38 / GRA40

NOTE:- SEE PAGE 5 FOR OTHER POINT OPTIONS.

<b>Pin Number</b>	<b>Description</b>	<b>Qty</b>
GR673	30 X 155 TABBED PIN	4
GR672	30 X 175 TABBED PIN	2
GR676	30MM DEPTH PIN	2
GR370	CAT 3 LOWER LINK PIN (LONG)	4
SW371	CAT 4 LOWER LINK PIN (LONG)	2
GR368	CAT 3 TOP LINK PIN	3
SW369	CAT 4 TOP LINK PIN	1
GR549	DIA 22 X 104 TABBED PIN	8
GR550	DIA 22 X 76 TABBED PIN	8

## CC Toolbar 6m SB

<b>Shear Bolt</b>			
<b>Sub Assy Part Number</b>	<b>Description</b>	<b>Qty</b>	<b>Sub Assy Drawing</b>
GR16	DISC ARM LEFT	6	GRA2
GR17	DISC ARM RIGHT	6	GRA3
GM-STP	GRANGE STANDARD POINT	12	
GR1573	6M LDT PIN COLLAR 1	2	
GR1574	6M LDT PIN COLLAR 2	2	
GR1575	6M LDT PIN WASHER	2	
GR1815	CCT FLAT FACED LEG SOCKET	2	
GR2050	CCT6 HEADSTOCK	1	
GR2051	6M CCT LEFT WING	1	
GR2052	CC BULKHEAD LEFT	1	
GR2053-R	DISC BAR - CENTRE RIGHT	1	
GR2053-L	DISC BAR - CENTRE LEFT	1	
GR2054-O	DISC BAR O OUTER	2	
GR2054	6M CCT RIGHT WING	1	
GR666	CC TOOLBAR LEG SOCKET CLAMP	10	
GR679	REAR A-FRAME CLEVIS HITCH	1	
GR1814	CCT6 LINKAGE ARM	2	
GR739	CC BULKHEAD	1	
GR741	CC BULKHEAD RIGHT	1	
GR2098	CCT 6M STAND	2	GRA15
GR2175	WING LOCK PIN STOW BRACKET	2	
SB LEGS	SB LEGS	12	GRA39

<b>Pin Number</b>	<b>Description</b>	<b>Qty</b>
GR2065	50 X 215 TABBED PIN	2
SWP30X105	30 X 105 TABBED PIN	2
SWP30X120	30 X 120 TABBED PIN	2
SWP30X160	30 X 160 TABBED PIN	2
SWP30X175	30 X 175 TABBED PIN	4
SW371	CAT 4 LOWER LINK PIN (LONG)	2
SW369	CAT 4 TOP LINK PIN	1
GR368	CAT 3 TOP LINK PIN	1
GR370-SHORT	CAT 3 LOWER LINK PIN (SHORT)	1
GR676	30MM DEPTH PIN	2
GR2099	30MM WING TRANSPORT LOCK PIN	3
GR368	CAT 3 TOP LINK PIN	1
GR370	CAT 3 LOWER LINK PIN (LONG)	2

## CC Toolbar 6m AR

<b>Auto Reset</b>			
<b>Sub Assy Part Number</b>	<b>Description</b>	<b>Qty</b>	<b>Sub Assy Drawing</b>
GR16	DISC ARM LEFT	6	GRA2
GR17	DISC ARM RIGHT	6	GRA3
GR1177	AR CC LEG SOCKET FRONT	6	GRA14
GR1180	AR CC LEG SOCKET REAR	4	
GR1573	6M LDT PIN COLLAR 1	2	
GR1574	6M LDT PIN COLLAR 2	2	
GR1575	6M LDT PIN WASHER	2	
GR1815	CCT FLAT FACED LEG SOCKET	2	
GR2050	CCT6 HEADSTOCK	1	
GR2051	6M CCT LEFT WING	1	
GR2052	CC BULKHEAD LEFT	1	
GR2053-R	DISC BAR - CENTRE RIGHT	1	
GR2053-L	DISC BAR - CENTRE LEFT	1	
GR2054-O	DISC BAR O OUTER	2	
GR2054	6M CCT RIGHT WING	1	
GR679	REAR A-FRAME CLEVIS HITCH	1	
GR666	CC TOOLBAR LEG SOCKET CLAMP	10	
GM-STP	GRANGE STANDARD POINT	12	
GR1814	CCT6 LINKAGE ARM	2	
GR739	CC BULKHEAD	1	
GR741	CC BULKHEAD RIGHT	1	
GR2098	CCT 6M STAND	2	GRA15
GR2175	WING LOCK PIN STOW BRACKET	2	
GR1248	ACCUMULATOR BKT	2	GRA13
AR LEGS	AR LEGS (GRA1 2019, GRA38 - STANDARD, GRA40 - DENMARK). <b>OPTIONAL EXTRA</b>	12	GRA 1/ GRA38 / GRA40



<b>Pin Number</b>	<b>Description</b>	<b>Qty</b>
GR2065	50 X 215 TABBED PIN	2
SWP30X105	30 X 105 TABBED PIN	2
SWP30X120	30 X 120 TABBED PIN	2
SWP30X160	30 X 160 TABBED PIN	2
SWP30X175	30 X 175 TABBED PIN	4
SW371	CAT 4 LOWER LINK PIN (LONG)	2
SW369	CAT 4 TOP LINK PIN	1
GR368	CAT 3 TOP LINK PIN	1
GR370-SHORT	CAT 3 LOWER LINK PIN (SHORT)	1
GR676	30MM DEPTH PIN	2
GR2099	30MM WING TRANSPORT LOCK PIN	3
GR368	CAT 3 TOP LINK PIN	1
GR370	CAT 3 LOWER LINK PIN (LONG)	2

## LDL Range

Sub Assembly Number	Description	3M LDL SB	4M Folding LDL SB	5M LDL SB	6M LDL SB
1 INCH WASHER	1 INCH WASHER	0	1	0	0
25X32X14 TENSION BUSH	25X32X14 TENSION BUSH	0	1	1	1
50-60-50 TENSION BUSH	50-60-50 TENSION BUSH	0	1	1	1
GM-SPR 2M	SHOULDER PRESS 2M	0	1	0	0
GM-SPR 2.5M	SHOULDER PRESS 2.5M	0	0	1	0
GR 1339	LEVELLING SHIM	0	0	0	1
GR1079	DISC BAR END CAP	1	0	0	0
GR1111	DISC BAR	1	0	0	0
GR1268	EXTENDED TOP HAT BUSH	1	0	0	0
GR1286	PIVOT BUSH TUBE	0	1	1	1
GR1339	WING LEVELLING SHIM	0	1	1	0
GR1345	LDL6 PARK STAND	0	1	1	1
GR1454	2020 LDL6 LEFT WING AUTO RESET	0	0	0	1
GR1472	LDL 6M LEFT WING DISC BAR	0	0	0	1
GR1484	2020 LDL6 RIGHT WING AUTO RESET	0	0	0	1
GR1485	LDL 6M RIGHT WING DISC BAR	0	0	0	1
GR1577	WING HINGE SHIM	0	1	1	1
GR16	LEFT DISC ARM	1	1	1	1
GR1646	4M LDL LEFT WING	0	1	0	0
GR1647	4M LDL RIGHT WING	0	1	0	0
GR1648	LDL4 LW PACKER FRAME	0	1	0	0
GR1650	LDL4 RIGHT WING PACKER FRAME	0	1	0	0
GR1651	LDL4M LEFT WING DISC BAR	0	1	0	0
GR1652	LDL4M RIGHT WING DISC BAR	0	1	0	0
GR17	RIGHT DISC ARM	1	1	1	1
GR1702	LDL SCRAPER HANGER BOTTOM	1	1	1	0
GR1703REV1	LDL SCRAPER TOP	1	1	1	0
GR1704-REV1	LDL LIGHT BAR	0	1	1	1
GR18	RAM CLIP STOP BRACKET	1	1	1	1
GR2227	LDL 5M LH PACKER FRAME	0	0	1	0
GR2228	2021 LDL5 LEFT WING	0	0	1	0
GR2230	LDL 5 LH DISC BAR	0	0	1	0
GR2231	LDL 5M RH WING	0	0	1	0
GR2232	LDL 5 RH DISC BAR	0	0	1	0
GR2233	LDL 5 RH PACKER FRAME	0	0	1	0
GR240	HYDRAULIC BULKHEAD STORAGE PLATE	1	0	0	0
GR362	CLIP HOLDER	1	0	0	0
GR391	LDL LADDER	1	0	0	0
GR405	LDL REAR STAND	1	0	0	0
GR417	LDL HEADSTOCK	1	0	0	0

GR649	LEG BEAM END CAP	1	0	0	0
GR727	PACKER ROLLER H SECTION	1	0	0	0
SB LEGS	SB LEGS	1	1	1	1

Sub Assembly Number	Description	3M LDL SB	4M Folding LDL SB	5M LDL SB	6M LDL SB
GR804	PACKER ROLLER 3M FRAME	1	0	0	0
GR880	LDL6M HEADSTOCK	0	1	1	1
GR881-STL	STEEL HEADED BUSH	1	0	0	0
GR933	PACKER ARM BUSH 1	0	1	1	1
GR934	PACKER ARM BUSH 1	0	1	1	1
GR935	PACKER ARM OUTER WASHER	0	1	1	1
GR968	TIE BAR	0	1	1	1
GR970	RAM CLIP STORE RAIL	0	1	1	1
GR972	PIPE STOW PLATE	0	1	1	1
GR990	LDL6 REAR PARK STAND OUTER	0	1	1	1
LWC-GR250	ADJUSTABLE LEG SOCKET	1	0	0	0
RHGR20	LIFTING EYE	1	0	0	0
RHGR23	LDL FRONT STAND	1	0	0	0

AUTO RESET CONFIG, INC THE FOLLOWING:					
Sub Assembly Number	Description	3M LDL AR	4M Folding LDL AR	5M LDL AR	6M LDL AR
GR1186	AR LEG BOTTOM	1	1	1	1
GR542	AR LEG TOP	1	1	1	1
AR LEGS	AR LEGS OPTON	1	1	1	1

NOTE: Toothed packer roller also available. See page 5 for point options.

Pin Number	Description	3M LDL SB	4M Folding LDL SB	5M LDL SB	6M LDL SB
GR1343	50MM TABBED PIN	0	1	1	1
GR1344	50MM TABBED PIN	0	1	1	1
GR1347	25MM TABBED PIN	0	1	1	1
GR1348	30MM TABBED PIN	0	1	1	1
GR1350	30MM TABBED PIN WITH HOLE	0	1	1	1
GR1351	30MM TABBED PIN WITH HOLE	0	1	1	1
GR368	CAT 3 TOP LINK PIN	1	1	1	1
GR370	CAT 3 LOWER LINK PIN (LONG)	1	0	0	0
GR370-SHORT	CAT 3 LOWER LINK PIN (SHORT)	0	1	1	1
GR412	PACKER DEPTH PIN	1	0	0	0
GR937	20MM PACKER DEPTH PIN	0	1	1	1
GR938	25MM PACKER DEPTH PIN	0	1	1	1
SW369	CAT 4 TOP LINK PIN	1	1	1	1
SW371	CAT 4 LOWER LINK PIN (LONG)	1	0	0	0
SW371-SHORT	CAT 4 LOWER LINK PIN (SHORT)	0	1	1	1
SWP20X120H	20 X 120 PIN	1	0	0	0
SWP25X125	25 X 125MM PIN	1	0	0	0
SWP30X100	30 X 100 TABBED PIN	1	0	0	0
SWP30X130	30 X 130 TABBED PIN	1	0	0	0

AUTO RESET CONFIG, INC THE FOLLOWING:					
Pin Number	Description	3M LDL AR	4M Folding LDL AR	5M LDL AR	6M LDL AR
GR550	DIA 22 X 76 TABBED PIN	1	1	1	1
GR549	DIA 22 X 104 TANNED PIN	1	1	1	1

SEEDER FITTING KIT INC THE FOLLOWING:	
Sub Assembly Number	Description
GR1705	SEEDER ACCESS STEPS
GR1706	INDIVIDUAL STEP
GR1452	SEEDER OUTLET
GR1500	HOPPER MOUNT BOX
GR1498	HOPPER MOUNT CLAMP
GR1499	HOPPER MOUNT L-BKT
GR1342-L	HANDRAIL LEFT
GR1342-R	HANDRAIL RIGHT
GR1579	SEED PIPE TENSIONER BRACKET

## LDL 3m & Packer Roller

Part number	Description	Qty	Sub Assy Drawing
LWC-GR250	ADJUSTABLE LEG SOCKET	2	
GR391	LDL LADDER	1	
GR362	CLIP HOLDER	1	GRA26
GR417	LDL HEADSTOCK	1	
RHGR20	LIFTING EYE	2	
GR16	LEFT DISC ARM	3	GRA2
GR17	RIGHT DISC ARM	3	GRA3
GR881-STL	STEEL HEADED BUSH	4	
GR1111	DISC BAR	1	GRA5
GR240	HYDRAULIC BULKHEAD STORAGE PLATE	1	
GR804	PACKER ROLLER 3M FRAME	1	GRA27
GR727	PACKER ROLLER H SECTION	2	
GR18	RAM CLIP STOP BRACKET	1	GRA24
GR405	LDL REAR STAND	2	GRA28
GR1268	EXTENDED TOP HAT BUSH	2	
GR649	LEG BEAM END CAP	2	
RHGR23	LDL FRONT STAND	2	GRA4
GR1079	DISC BAR END CAP	2	
SB LEGS	SB LEGS	6	GRA39

Pin Number	Description	Qty
SWP25X125	25 X 125MM PIN	2
SWP20X120H	20 X 120 PIN	4
GR368	CAT 3 TOP LINK PIN	1
GR370	CAT 3 LOWER LINK PIN (LONG)	2
SW369	CAT 4 TOP LINK PIN	1
SW371	CAT 4 LOWER LINK PIN (LONG)	2
SWP30X130	30 X 130 TABBED PIN	6
SWP30X100	30 X 100 TABBED PIN	2
GR412	PACKER DEPTH PIN	4

NOTE: Toothed packer roller also available see GRA27. See page 5 for point options.

<b>AUTO RESET CONFIG, INC THE FOLLOWING:</b>			
<b>Sub Assy Part Number</b>	<b>Description</b>	<b>Qty</b>	<b>Sub Assy Drawing</b>
GR1186	AR LEG BOTTOM	6	GRA14 - 2019- 2020, GRA38 - 2021, GRA40 - DENMARK
GR542	AR LEG TOP	6	
<b>Pin Number</b>	<b>Description</b>	<b>Qty</b>	
GR550	DIA 22 X 76 TABBED PIN	6	
GR549	DIA 22 X 104 TANNED PIN	6	

## LDL 4m FOLDING

Sub Assy Part Number	Description	Qty	Sub Assy Drawing
GR880	LDL6M HEADSTOCK	1	
GR972	PIPE STOW PLATE	1	
GR1646	4M LDL LEFT WING	1	
GR1648	LDL4 LW PACKER FRAME	1	GRA29
GR1651	LDL4M LEFT WING DISC BAR	1	GRA33
GR16	DISC ARM LEFT	4	GRA2
GR17	DISC ARM RIGHT	4	GRA3
GR1286	PIVOT BUSH TUBE	6	
25X32X14 TENSION BUSH	25X32X14 TENSION BUSH	6	
1 INCH WASHER	1 INCH WASHER	48	
GR970	RAM CLIP STORE RAIL	2	GRA7
GR935	PACKER ARM OUTER WASHER	4	GRA29 & GRA30
GR934	PACKER ARM BUSH 1	4	
GR933	PACKER ARM BUSH 1	4	
GR18	RAM STOP BRACKET	2	GRA24
GR990	LDL6 REAR PARK STAND OUTER	2	GRA32
GR1345	LDL6 PARK STAND	2	GRA32
50-60-50 TENSION BUSH	50-60-50 TENSION BUSH	8	
GR1647	4M LDL RIGHT WING	1	
GR1650	LDL4 RIGHT WING PACKER FRAME	1	GRA30
GR1652	LDL4M RIGHT WING DISC BAR	1	GRA33
GR1577	WING HINGE SHIM	16	
GR1339	WING LEVELLING SHIM	6	
GM-SPR 2M	SHOULDER PRESS 2M	2	GRA29 & GRA30
GR1703REV1	LDL SCRAPER TOP	20	
GR1702	LDL SCRAPER HANGER BOTTOM	20	
GR1704-REV1	LDL LIGHT BAR	1	GRA41
GR968	TIE BAR	1	
SB LEGS	SB LEGS	8	GRA39

NOTE: Toothed packer roller also available see GRA29 & GRA30. See page 5 for point options.

Pin Number	Description	Qty
GR1344	50MM TABBED PIN	2
GR1343	50MM TABBED PIN	2
GR1348	30MM TABBED PIN	4
GR370-SHORT	CAT 3 LOWER LINK PIN (SHORT)	2
SW371-SHORT	CAT 4 LOWER LINK PIN (SHORT)	2
GR368	CAT 3 TOP LINK PIN	1
GR1350	30MM TABBED PIN WITH HOLE	2
SW369	CAT 4 TOP LINK PIN	1
GR1347	25MM TABBED PIN	4
GR938	25MM PACKER DEPTH PIN	4
GR937	20MM PACKER DEPTH PIN	4
GR1351	30MM TABBED PIN WITH HOLE	2

### LDL 4M

AUTO RESET CONFIG, INC THE FOLLOWING:			
Sub Assy Part Number	Description	Qty	Sub Assy Drawing
GR1186	AR LEG BOTTOM	8	GRA14 - 2019-2020, GRA38 - 2021, GRA40 - DENMARK
GR542	AR LEG TOP	8	
Pin Number	Description	Qty	
GR550	DIA 22 X 76 TABBED PIN	8	
GR549	DIA 22 X 104 TANNED PIN	8	



## LDL 5M

Sub Assy Part Number	Description	Qty	Sub Assy Drawing
GR880	LDL 6M HEADSTOCK	1	
GR968	TIE BAR	1	
GR972	PIPE STOW PLATE	1	
GR1704-REV1	LDL LIGHT BAR	1	
GR2228	2021 LDL5 LEFT WING	1	
GR935	PACKER ARM OUTER WASHER	4	GRA34 & GRA35
GR934	PACKER ARM BUSH 1	4	
GR933	PACKER ARM BUSH 1	4	
GR970	RAM CLIP STORE RAIL	2	GRA7
GR2227	LDL 5M LH PACKER FRAME	1	GRA34
GR2230	LDL 5 LH DISC BAR	1	GRA33
GR1286	PIVOT BUSH TUBE	8	
GR16	LEFT DISC ARM	5	GRA2
GR17	RIGHT DISC ARM	5	GRA3
GR18	RAM CLIP STOP BRACKET	2	GRA24
GR2231	LDL 5M RH WING	1	
GR2232	LDL 5 RH DISC BAR	1	GRA33
GR2233	LDL 5 RH PACKER FRAME	1	GRA35
GR1702	LDL SCRAPER HANGER BOTTOM	28	GRA35 & GRA35
GR1703REV1	LDL SCRAPER TOP	28	
GM-SPR 2.5M	SHOULDER PRESS 2.5M	2	
GR990	LDL 6 REAR PARK STAND OUTER	2	GRA32
GR1345	LDL 6 PARK STAND	2	
GR1339	WING LEVELLING SHIM	6	
GR1577	WING HINGE SHIM	24	
SB LEGS	SB LEGS	10	GRA39

NOTE: Toothed packer roller also available see GRA34 & GRA35. See page 5 for point options.

Pin Number	Description	Qty
GR1344	50MM TABBED PIN	2
GR1343	50MM TABBED PIN	2
GR1350	30MM TABBED PIN WITH HOLE	2
GR1348	30MM TABBED PIN	4
SW369	CAT 4 TOP LINK PIN	1
GR368	CAT 3 TOP LINK PIN	1
GR370-SHORT	CAT 3 LOWER LINK PIN (SHORT)	2
SW371-SHORT	CAT 4 LOWER LINK PIN (SHORT)	2
GR937	20MM PACKER DEPTH PIN	4
GR938	25MM PACKER DEPTH PIN	4
GR1351	30MM TABBED PIN WITH HOLE	2
GR1347	25MM TABBED PIN	4

### LDL 5M

AUTO RESET CONFIG, INC THE FOLLOWING:			Sub Assy Drawing
Sub Assy Part Number	Description	Qty	
GR1186	AR LEG BOTTOM	10	GRA38 - 2021, GRA40 - DENMARK
GR542	AR LEG TOP	10	
Pin Number	Description	Qty	
GR550	DIA 22 X 76 TABBED PIN	10	
GR549	DIA 22 X 104 TANNED PIN	10	

## 6M LDL

Sub Assy Part Number	Description	Qty	Sub Assy Drawing
GR935	PACKER ARM OUTER WASHER	4	GRA36 & GRA37
GR934	PACKER ARM BUSH 1	4	
GR933	PACKER ARM BUSH 1	4	
GR16	LEFT DISC ARM	6	GRA2
GR17	RIGHT DISC ARM	6	GRA3
GR1286	PIVOT BUSH TUBE	10	
GR1472	LDL 6M LEFT WING DISC BAR	1	GRA33
GR18	RAM CLIP STOP BRACKET	2	GRA24
GR 1339	LEVELLING SHIM	6	
GR990	LDL6 REAR PARK STAND OUTER	2	GRA32
GR1345	LDL6 PARK STAND	2	
GR970	RAM CLIP STORE RAIL	2	GRA7
GR1454	2020 LDL6 LEFT WING AUTO RESET	1	
GR1485	LDL 6M RIGHT WING DISC BAR	1	GRA33
GR1484	2020 LDL6 RIGHT WING AUTO RESET	1	
GR880	LDL 6M HEADSTOCK	1	
GR968	TIE BAR	1	
GR972	PIPE TOW PLATE	1	
GR1577	WING HINGE SHIM	24	
GR1704-REV1	LIGHT BAR	1	GRA41
SB LEGS	SB LEGS	12	GRA39

NOTE: Toothed packer roller also available see GRA36 & GRA37. See page 5 for point options.

Pin Number	Description	Qty
GR938	25MM PACKER DEPTH PIN	4
GR937	20MM PACKER DEPTH PIN	4
GR1347	25MM TABBED PIN	4
GR1344	50MM TABBED PIN	2
GR1343	50MM TABBED PIN	2
GR1348	30MM TABBED PIN	4
GR1350	30MM TABBED PIN WITH HOLE	2
GR1351	30MM TABBED PIN WITH HOLE	2
GR368	CAT 3 TOP LINK PIN	1
GR370-SHORT	CAT 3 LOWER LINK PIN (SHORT)	2
SW369	CAT 4 TOP LINK PIN	1
SW371-SHORT	CAT 4 LOWER LINK PIN (SHORT)	2

## OPTIONS

<b>SEEDER FITTING KIT INC THE FOLLOWING:</b>		
<b>Sub Assy Part Number</b>	<b>Description</b>	<b>Qty</b>
GR1705	SEEDER ACCESS STEPS	1
GR1706	INDIVIDUAL STEP	2
GR1452	SEEDER OUTLET	12
GR1500	HOPPER MOUNT BOX	2
GR1498	HOPPER MOUNT CLAMP	2
GR1499	HOPPER MOUNT L-BKT	2
GR1342-L	HANDRAIL LEFT	1
GR1342-R	HANDRAIL RIGHT	1
GR1579	SEED PIPE TENSIONER BRACKET	2

## 6M LDL

<b>AUTO RESET CONFIG, INC THE FOLLOWING:</b>			
<b>Sub Assy Part Number</b>	<b>Description</b>	<b>Qty</b>	<b>Sub Assy Drawing</b>
GR1186	AR LEG BOTTOM	12	GRA38 – STANDARD VERSION, GRA40 – DENMARK VERSION
GR542	AR LEG TOP	12	
Pin Number	Description	Qty	
GR550	DIA 22 X 76 TABBED PIN	12	
GR549	DIA 22 X 104 TANNED PIN	12	

<b>PACKERS &amp; SCRAPER TOOTHED ROLLERS:</b>			
<b>Sub Assy Part Number</b>	<b>Description</b>	<b>Qty</b>	<b>Sub Assy Drawing</b>
GR1702	LDL SCRAPER HANGER BOTTOM	30	SEE GRA36 & GRA37 FOR OTHER PACKER OPTIONS
GR1703REV1	LDL SCRAPER TOP	30	
GR961	SHOULDER PRESS SPEC RIGHT PACKER FRAME	1	
GR962	SHOULDER PRESS SPEC LEFT PACKER FRAME	1	

## GLL Range

Sub Assembly Number	Description	3M GLL	3.5M GLL
25X32X14 TENSION BUSH	25X32X14 TENSION BUSH	0	1
GM-SPR 3.5M	SHOULDER PRESS 3.5M	0	1
GR1286	PIVOT BUSH TUBE	1	1
GR16	DISC ARM RIGHT	1	1
GR17	DISC ARM LEFT	1	1
GM-SPR SCRAPER TOP	LDL - SCRAPER TOP	1	1
GM-SPR SCRAPER BOTTOM	LDL SCRAPER BOTTOM	1	1
GR18	RAM STOP BRACKET	1	1
GR1891	3M 6 LEG SWARDLIFTER MAIN FRAME	1	0
GR1892	SL3M PACKER FRAME	1	0
GR1893	SL3M DISC BAR	1	0
GR1914	LDL6 PARK STAND	1	1
GR1926	SL HOSE STORE	1	1
GM-3M TPR	TOOTHED PACKER ROLLER	1	0
GR1935	GRANGE SCRAPER 220	1	0
GR2201	GLL FRONT PARK STAND OUTER	0	1
GR2430	3.5M GLL MAIN FRAME	0	1
GR2431	GLL 3.5M DISC BAR	0	1
GR2432	GLL 3.5M PACKER FRAME	0	1
GM-3.5M GLL SCRAPER	GRANGE 3.5M SHOULDER PRESS ROLLER SCRAPER	0	1
GR933	PACKER ARM BUSH1	1	1
GR934	PACKER ARM BUSH1	1	1
GR935	PACKER ARM OUTER WASHER	1	1
GR970	RAM CLIP STORE RAIL	1	1
GR990	LDL6 REAR PARK STAND OUTER	1	1
AR LEGS	AR LEGS (OPTIONAL)	1	1
SB LEGS	SB LEGS	1	1

Pin Number	Description	3M GLL	3.5M GLL
GR1347	25MM TABBED PIN	1	1
GR368	CAT 3 TOP LINK PIN	1	1
GR370-SHORT	CAT 3 LOWER LINK PIN (SHORT)	1	1
GR938	25MM PACKER DEPTH PIN	1	1

NOTE: Toothed packer roller also available. See page 5 for point options.

## GLL 3M

Sub Assy Part Number	Description	Qty	Sub Assy Drawing
GR1891	3M 6 LEG SWARDLIFTER MAIN FRAME	1	
GR970	RAM CLIP STORE RAIL	1	GRA7
GR1892	SL3M PACKER FRAME	1	GRA18
GR1893	SL3M DISC BAR	1	GRA5
GR1286	PIVOT BUSH TUBE	5	
GR935	PACKER ARM OUTER WASHER	2	GRA18
GR934	PACKER ARM BUSH1	2	
GR933	PACKER ARM BUSH1	2	
GR990	LDL6 REAR PARK STAND OUTER	2	GRA19
GR1914	LDL6 PARK STAND	2	
GR16	DISC ARM LEFT	3	GRA2
GR17	DISC ARM RIGHT	3	GRA3
GR18	RAM STOP BRACKET	1	GRA24
GM-3M TPR	3010MM PACKER ROLLER	1	GRA18
GM-SPR SCRAPER TOP	LDL - SCRAPER TOP	12	
GM-SPR SCRAPER BOTTOM	LDL SCRAPER BOTTOM	12	
GR1926	SL HOSE STORE	1	
GR1935	GRANGE SCRAPER 220	12	GRA17
AR LEGS	AR LEGS (GRA38 - 2021, GRA40 - DENMARK)	6	GRA38 / GRA40
SB LEGS	SB LEGS (Optional)	6	GRA 39

Pin Number	Description	Qty
GR1347	25MM TABBED PIN	2
GR368	CAT 3 TOP LINK PIN	1
GR370-SHORT	CAT 3 LOWER LINK PIN (SHORT)	2
GR938	25MM PACKER DEPTH PIN	4

NOTE: Toothed packer roller also available, see GRA18. See page 5 for point options.

## GLL 3.5M

Sub Assy Part Number	Description	Qty	Sub Assy Drawing
GR2430	3.5M GLL MAIN FRAME	1	
GR1914	LDL6 PARK STAND	4	GRA20
GR2201	GLL FRONT PARK STAND OUTER	2	
GR970	RAM CLIP STORE RAIL	1	GRA7
GR1926	SL HOSE STORE	1	
GR935	PACKER ARM OUTER WASHER	2	GRA21
GR934	PACKER ARM BUSH1	2	
GR933	PACKER ARM BUSH1	2	
GR2431	GLL 3.5M DISC BAR	1	GRA5
GR16	DISC ARM LEFT	4	GRA2
GR17	DISC ARM RIGHT	3	GRA3
GR18	RAM STOP BRACKET	1	GRA24
GR1286	PIVOT BUSH TUBE	5	
25X32X14 TENSION BUSH	25X32X14 TENSION BUSH	5	
GR2432	GLL 3.5M PACKER FRAME	1	GRA21
GR990	LDL6 REAR PARK STAND OUTER	2	GRA19
GM-SPR 3.5M	SHOULDER PRESS 3.5M	1	GRA21
GM-SPR SCRAPER TOP	LDL - SCRAPER TOP	18	
GM-SPR SCRAPER BOTTOM	LDL SCRAPER BOTTOM	18	
AR LEGS	AR LEGS (GRA38 - 2021, GRA40 - DENMARK)	7	GRA38 / GRA40
SB LEGS	SB LEGS (Optional)	7	GRA 39

Pin Number	Description	Qty
GR370-SHORT	CAT 3 LOWER LINK PIN (SHORT)	2
GR1347	25MM TABBED PIN	2
GR368	CAT 3 TOP LINK PIN	1
GR938	25MM PACKER DEPTH PIN	4

NOTE: Toothed packer roller also available, see GRA21. See page 5 for point options.

## Heavy Duty TE Range

Sub Assembly Number	Description	CC Toolbar TE HD	HD TE
GM_PB	REAR BULK HEAD BRACKET	0	1
GR1	STAND OUTER	0	1
GR1078	DISC BAR SPACER WASHER	0	1
GR1152	DISC BAR	0	1
GR1401-L	CCTE HD DISC BAR LEFT	1	0
GR1401-R	CCTE HD DISC BAR RIGHT	1	0
GR16	RIGHT DISC ARM	1	1
GR17	LEFT DISC ARM	1	1
GR18	RAM CLIP STOP BRACKET	0	1
GR22	TOP PARALLEL ARM	0	1
GR2391	REAR LADDER	0	1
GR3	HEADSTOCK	0	1
GR358	BOTTOM PARALLEL ARM	0	1
GR570	LEG BEAM	0	1
GR576	SHORT LEG SOCKET	0	1
GR581	LONG LEG SOCKET	0	1
GR618	BULK HEAD REAR OFFSET SPACER	0	1
GR665	CC TOOLBAR STAND	1	0
GR666	CC TOOLBAR LEG SOCKET CLAMP	1	0
GR667	CC TOOLBAR LEG SOCKET	1	0
GR668-L	CC TOOLBAR REAR LINKAGE ARM	1	0
GR668-R	CC TOOLBAR REAR LINKAGE ARM	1	0
GR679	REAR A-FRAME CLEVIS HITCH	1	0
GR739	CC BULKHEAD	1	0
GR740	CC BULKHEAD LEFT	1	0
GR741	CC BULKHEAD RIGHT	1	0
GR970	RAM CLIP HOLDER RAIL	0	1
GR994-HD	CCT-TE HD HEADSTOCK	1	0
GRSP1	STAND OUTER OFFSET SPACER	0	1
GM-LDT HLP	GRANGE LDT HEADSTOCK HOSE LOOP PLATE	0	1
RHGR20	LIFTING LOOP	0	1
RHGR22	BULK HEAD PLATE	0	1
RHGR23	STAND LEG	0	1
GM-TPLINK	TURN BUCKLE	1	0
AR LEGS	AR LEGS	1	1
SB LEGS	SB LEGS	1	1

NOTE: See page 5 for point options.



<b>Pin Number</b>	<b>Description</b>	<b>CC Toolbar TE HD</b>	<b>HD TE</b>
GR368	CAT 3 TOP LINK PIN	1	1
GR370	CAT 3 LOWER LINK PIN (LONG)	1	1
GR672	30 X 175 TABBED PIN	1	0
GR673	30 X 155 TABBED PIN	1	0
GR676	30MM DEPTH PIN	1	0
RHGR5	30 X 202 TABBED PIN	0	1
SW369	CAT 4 TOP LINK PIN	1	1
SW371	CAT 4 LOWER LINK PIN (LONG)	1	1
SWP25X120	25 X 120MM TABBED PIN	0	1

## CC TOOLBAR TE HD

Sub Assy Part Number	Description	Qty	Sub Assy Drawing
GR668-L	CC TOOLBAR REAR LINKAGE ARM	1	
GR666	CC TOOLBAR LEG SOCKET CLAMP	4	
GR667	CC TOOLBAR LEG SOCKET	4	
GR740	CC BULKHEAD LEFT	1	
GR739	CC BULKHEAD	1	
GR741	CC BULKHEAD RIGHT	1	
GR668-R	CC TOOLBAR REAR LINKAGE ARM	1	
GR665	CC TOOLBAR STAND	2	GRA12
GR994-HD	CCT-TE HD HEADSTOCK	1	
GR679	REAR A-FRAME CLEVIS HITCH	1	
GR16	LEFT DISC ARM	2	GRA2
GR17	RIGHT DISC ARM	2	GRA3
GR1401-L	CCTE HD DISC BAR LEFT	1	GRA22
GR1401-R	CCTE HD DISC BAR RIGHT	1	GRA22
GM-TPLINK	TURN BUCKLE	1	GRA23
SB LEGS	SB LEGS	4	GRA39
AR LEGS	AR LEGS (GRA38 - 2021, GRA40 - DENMARK). <b>OPTIONAL EXTRA</b>	4	GRA38 / GRA40

Pin Number	Description	Qty
GR673	30 X 155 TABBED PIN	4
GR672	30 X 175 TABBED PIN	2
GR676	30MM DEPTH PIN	2
GR370	CAT 3 LOWER LINK PIN (LONG)	4
SW371	CAT 4 LOWER LINK PIN (LONG)	2
GR368	CAT 3 TOP LINK PIN	3
SW369	CAT 4 TOP LINK PIN	1

NOTE: See page 5 for point options.

## Heavy Duty Track Eradicator

Sub Assy Part Number	Description	Qty	Sub Assy Drawing	
GR22	TOP PARALLEL ARM	2		
GR358	BOTTOM PARALLEL ARM	2		
GM-LDT HLP	GRANGE LDT HEADSTOCK HOSE LOOP PLATE	1		
GRSP1	STAND OUTER OFFSET SPACER	2		
RHGR20	LIFTING LOOP	2		
RHGR22	BULK HEAD PLATE	1		
GR3	HEADSTOCK	1		
GR2391	REAR LADDER	1		
GR618	BULK HEAD REAR OFFSET SPACER	2		
GM_PB	REAR BULK HEAD BRACKET	1		
GR970	RAM CLIP HOLDER RAIL	2		
GR1078	DISC BAR SPACER WASHER	2		
RHGR23	STAND LEG	2		GRA25
GR1	STAND OUTER	2		
GR1152	DISC BAR	1		GRA24
GR18	RAM CLIP STOP BRACKET	1		
GR16	DISC ARM LEFT	2		GRA2
GR17	DISC ARM RIGHT	2		GRA3
GR570	LEG BEAM	1		
GR576	SHORT LEG SOCKET	2		
GR581	LONG LEG SOCKET	2		
SB LEGS	SB LEGS	4		
AR LEGS	AR LEGS (GRA38 - 2021, GRA40 - DENMARK). OPTIONAL EXTRA	4	GRA38 / GRA40	

Pin Number	Description	Qty
SWP25X120	25 X 120MM TABBED PIN	2
SW369	CAT4 TOP LINK PIN	1
SW371	CAT 4 LOWER LINK PIN (LONG)	2
GR368	CAT3 TOP LINK PIN	1
GR370	CAT3LOWER LINK PIN (LONG)	2
RHGR5	30 X 202 TABBED PIN	8

NOTE: See page 5 for point options.

## LDT RANGE

Sub Assembly Number	Description	LDT 3	LDT 4	LDT 6
1 INCH WASHER	1 INCH WASHER	0	0	1
2018_6M_0444	6M LDT VALVE BLOCK MOUNT PLATE	0	0	1
6M_ISL_RAM_STOP	LIFT/LOWER RAM STOP BRKT	0	0	1
6M_LADDER_B_ASSY	LADDER	0	0	1
G6M_ISL_0631	PIN STORAGE BRKT	0	0	1
G6M_ISL_1549	LIFTING LUG	0	0	1
GM_PB	REAR BULK HEAD BRACKET	1	1	1
GR00120	RUBBER BUMP STOP MOUNT	0	0	1
GR00140	WING LEVELLING SHIM	0	0	1
GR1	STAND OUTER	1	1	0
GR1025	2020 6M LDT LEFT WING	0	0	1
GR1026	2020 6M LDT LEFT WING DISC BAR	0	0	1
GR1052	2020 LDT 6M RIGHT WING	0	0	1
GR1054	2020 6M LDT RIGHT WING DISC BAR	0	0	1
GR1070	DISC BAR	1	1	0
GR1076	DISC BAR END C-PLATE	1	1	0
GR1078	DISC BR SPACER WASHER	1	1	0
GR11	LEG BEAM	1	1	0
GR1256-L	DISC BAR OUTER MOUNT LEFT	1	1	0
GR1256-R	DISC BAR OUTER MOUNT RIGHT	1	1	0
GR1286	PIVOT BUSH TUBE	0	0	1
GR1395	6M DOUBLE VALVE MOUNT	0	0	1
GR1407	DISC OFFSET SPACERS (AR ONLY)	1	1	0
GR1573	6M LDT PIN CALLAR 1	0	0	1
GR1574	6M LDT PIN COLLAR 2	0	0	1
GR1575	6M LDT PIN WASHER	0	0	1
GR1580	ACCUMULATOR BRACKET (AR ONLY)	1	1	0
GR16	DISC ARM RIGHT	1	1	1
GR1618-L	6M ANTI-TWIST BOLT ON BRACKET LEFT	0	0	1
GR1618-R	6M ANTI-TWIST BOLT ON BRACKET RIGHT	0	0	1
GR1659	6M LDT LEG BEAM VER2	0	0	1
GR1660	2021 6M LDT HEADSTOCK	0	0	1
GR1661	2021 LDT 6M CENTRE DISC BAR	0	0	1
GR1663-L	STAND OUTER LEFT	0	0	1
GR1663-R	STAND OUTER RIGHT	0	0	1
GR1664	STAND LEG	0	0	1
GR1665	PARALLEL RADIUS ARM OFFSET	0	0	1
GR17	DISC ARM LEFT	1	1	0
GR18	RAM CLIP STOP BRACKET	1	1	1
GR19	RIGHT LEG BEAM EXTENSION	0	1	0
GR20	LEFT LEG BEAM EXTENSION	0	1	0
GR22	TOP PARALLEL ARM	1	1	0
GR28	LH DEPTH WHEEL ARM	0	0	1

Sub Assembly Number	Description	LDT 3	LDT 4	LDT 6
GR3	HEADSTOCK	1	1	0
GR31	RH DEPTH WHEEL ARM	0	0	1
GR358	BOTTOM PARALLEL ARM	1	1	0
GR367-V2	DISC BAR EXTENSIONS	0	1	0
GR8	REAR LADDER	1	1	0
GR881-STL	TOP HAT BUSHES	1	1	0
GR970	RAM CLIP HOLDER RAIL	1	1	1
GRSP1	STAND OUTER OFFSET SPACER	1	1	0
HYD_EXT_PLATE	BULK HEAD REAR OFFSET SPACER	1	1	1
GM-LDT HLP	GRANGE LDT HEADSTOCK HOSE LOOP PLATE	1	1	1
RADIUS ARM ASSY 1	PARALLEL LINK ARM	0	0	1
RHGR20	LIFTING LOOP	1	1	0
RHGR22	BULK HEAD PLATE	1	1	1
RHGR23	STAND LEG	1	1	0
RHGR26-V2	TIE BAR	1	1	0
RHGR28	LEG BEAM END C-PLATE	1	1	0
RHGR4 STANDARD	LDT REAR CLEVIS	0	0	1
SB LEGS	SB LEGS	1	1	1
AR LEGS	AR LEGS - OPTIONAL	1	1	1

Pin Number	Description	LDT 3	LDT 4	LDT 6
GM-LDT 6 HTP	GRANGE 6M LDT HEADLAND TURN PIN	0	0	1
GR27	HINGE PIVOT PIN	0	0	1
GR368	CAT 3 TOP LINK PIN	1	1	1
GR368	CAT 3 TOP LINK PIN	1	1	1
GR370	CAT 3 LOWER LINK PIN (LONG)	1	1	1
RHGR5	30 X 202 TABBED PIN	1	1	0
SW369	CAT 4 TOP LINK PIN	1	1	1
SW371	CAT 4 LOWER LINK PIN (LONG)	1	1	1
SWP 25 X 120	25 X 120MM TABBED PIN	1	1	0
SWP25X105	25 105 TABBED PIN	0	0	1
SWP25X140	25 X 140MM TABBED PIN	0	0	0
SWP30X140	30 X 140 TABBED PIN	0	0	1
SWP30X150	30 X 150 TABBED PIN	0	0	0
SWP30X185	30 X 185 TABBED PIN	0	0	1
SWP30X190	30 X 190 TABBED PIN	0	0	0

NOTE: See page 5 for point options.

## LDT 3M

Sub Assy Part Number	Description	Qty	Sub Assy Drawing
GR22	TOP PARALLEL ARM	2	
GR358	BOTTOM PARALLEL ARM	2	
GM-LDT HLP	GRANGE LDT HEADSTOCK HOSE LOOP PLATE	1	
GRSP1	STAND OUTER OFFSET SPACER	2	
RHGR20	LIFTING LOOP	2	
RHGR22	BULK HEAD PLATE	1	
GR3	HEADSTOCK	1	
GR8	REAR LADDER	1	
HYD_EXT_PLATE	BULK HEAD REAR OFFSET SPACER	1	
GM_PB	REAR BULK HEAD BRACKET	1	
GR970	RAM CLIP HOLDER RAIL	2	GRA7
GR1078	DISC BR SPACER WASHER	2	
RHGR23	STAND LEG	2	GRA4
GR1	STAND OUTER	2	
GR1070	DISC BAR	1	GRA5
GR18	RAM CLIP STOP BRACKET	3	GRA24
GR16	DISC ARM LEFT	3	GRA2
GR17	DISC ARM RIGHT	3	GRA3
GR11	LEG BEAM	1	
GR1256-L	DISC BAR OUTER MOUNT LEFT	1	
GR1256-R	DISC BAR OUTER MOUNT RIGHT	1	
RHGR28	LEG BEAM END C-PLATE	4	
GR1076	DISC BAR END C-PLATE	4	
RHGR26-V2	TIE BAR	2	
GR881-STL	TOP HAT BUSHES	4	
GR1580	ACCUMULATOR BRACKET (AR ONLY)	1	GRA6
GR1407	DISC OFFSET SPACERS (AR ONLY)	6	
SB LEGS	SB LEGS	6	GRA39
AR LEGS	AR LEGS (GRA38 - 2021, GRA40 - DENMARK). <b>AR LEGS OPTIONAL</b>	6	GRA38 / GRA40

Pin Number	Description	Qty
SWP 25 X 120	25 X 120MM TABBED PIN	2
SW369	CAT 4 TOP LINK PIN	1
SW371	CAT 4 LOWER LINK PIN (LONG)	2
GR368	CAT 3 TOP LINK PIN	1
GR370	CAT 3 LOWER LINK PIN (LONG)	2
RHGR5	30 X 202 TABBED PIN	8

## LDT 4M

Sub Assy Part Number	Description	Qty	Sub Assy Drawing
GR22	TOP PARALLEL ARM	2	
GR358	BOTTOM PARALLEL ARM	2	
GM-LDT HLP	GRANGE LDT HEADSTOCK HOSE LOOP PLATE	1	
GRSP1	STAND OUTER OFFSET SPACER	2	
RHGR20	LIFTING LOOP	2	
RHGR22	BULK HEAD PLATE	1	
GR3	HEADSTOCK	1	
GR8	REAR LADDER	1	
HYD_EXT_PLATE	BULK HEAD REAR OFFSET SPACER	1	
GM_PB	REAR BULK HEAD BRACKET	1	
GR970	RAM CLIP HOLDER RAIL	2	GRA7
GR1078	DISC BR SPACER WASHER	2	
RHGR23	STAND LEG	2	GRA4
GR1	STAND OUTER	2	
GR1070	DISC BAR	1	GRA5
GR18	RAM CLIP STOP BRACKET	3	
GR16	DISC ARM LEFT	4	GRA2
GR17	DISC ARM RIGHT	4	GRA3
GR11	LEG BEAM	1	
GR1256-L	DISC BAR OUTER MOUNT LEFT	1	
GR1256-R	DISC BAR OUTER MOUNT RIGHT	1	
GR367-V2	DISC BAR EXTENSIONS	2	
GR19	RIGHT LEG BEAM EXTENSION	1	
GR20	LEFT LEG BEAM EXTENSION	1	
RHGR28	LEG BEAM END C-PLATE	4	
GR1076	DISC BAR END C-PLATE	4	
RHGR26-V2	TIE BAR	2	
GR881-STL	TOP HAT BUSHES	4	
GR1580	ACCUMULATOR BRACKET (AR ONLY)	1	GRA6
GR1407	DISC OFFSET SPACERS (AR ONLY)	8	
SB LEGS	SB LEGS	8	GRA39
AR LEGS	AR LEGS (GRA38 - 2021, GRA40 - DENMARK). <b>AR LEGS OPTIONAL</b>	8	GRA38 / GRA40

NOTE: See page 5 for point options.

<b>Pin Number</b>	<b>Description</b>	<b>Qty</b>
SWP 25 X 120	25 X 120MM TABBED PIN	2
SW369	CAT 4 TOP LINK PIN	1
SW371	CAT 4 LOWER LINK PIN (LONG)	2
GR368	CAT 3 TOP LINK PIN	1
GR370	CAT 3 LOWER LINK PIN (LONG)	2
RHGR5	30 X 202 TABBED PIN	8



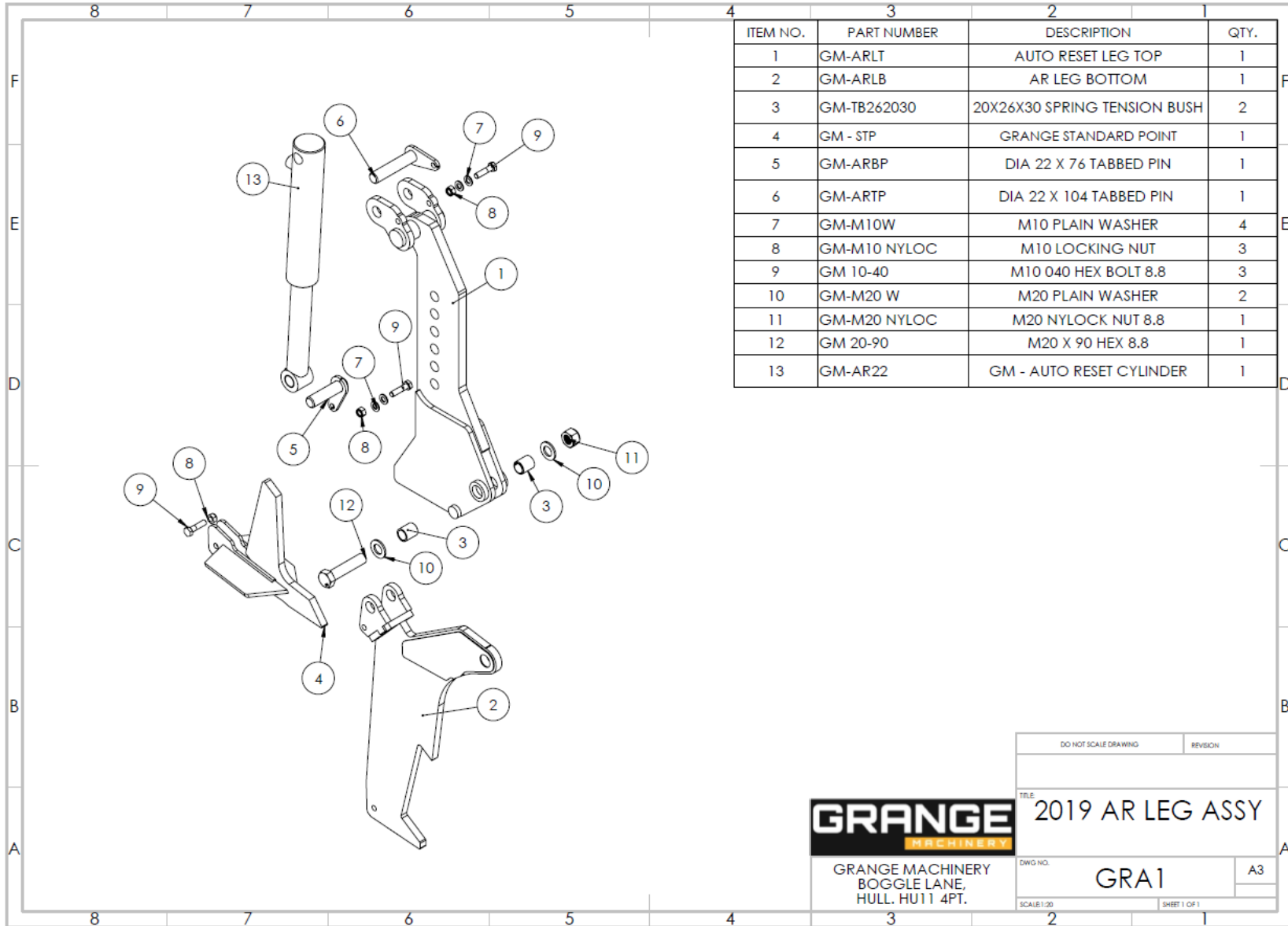
## LDT 6M

Sub Assy Part Number	Description	Qty	Sub Assy Drawing
GR1660	2021 6M LDT HEADSTOCK	1	
RHGR4 STANDARD	LDT REAR CLEVIS	1	
GR1663-L	STAND OUTER LEFT	1	
GR1664	STAND LEG	2	GRA8
GR1663-R	STAND OUTER RIGHT	1	
6M_LADDER_B_ASSY	LADDER	1	
RHGR22	HYD PIPE STOWAGE RACK	1	
G6M_ISL_0631	PIN STORAGE BRKT	2	
GM-LDT HLP	GRANGE LDT HEADSTOCK HOSE LOOP PLATE	1	
2018_6M_0444	6M LDT VALVE BLOCK MOUNT PLATE	1	
G6M_ISL_1549	LIFTING LUG	2	
GR1395	6M DOUBLE VALVE MOUNT	1	
GR970	RAM CLIP STORE RAIL	4	GRA7
HYD_EXT_PLATE	REAR BULKHEAD EXTENSION	1	
GM_PB	REAR BULK HEAD BOARD	1	
GR1661	2021 LDT 6M CENTRE DISC BAR	1	
GR16	DISC ARM LEFT	6	GRA2
GR17	DISC ARM RIGHT	6	GRA3
1 INCH WASHER	1 INCH WASHER	70	
GR1286	PIVOT BUSH TUBE	10	
RADIUS ARM ASSY 1	PARALLEL LINK ARM	6	
GR1659	6M LDT LEG BEAM VER2	1	
GR1618-R	6M ANTI-TWIST BOLT ON BRACKET RIGHT	2	
GR1618-L	6M ANTI-TWIST BOLT ON BRACKET LEFT	2	
GR1025	2020 6M LDT LEFT WING	1	
GR1026	2020 6M LDT LEFT WING DISC BAR	1	
GR00120	RUBBER BUMP STOP MOUNT	2	
GR00140	WING LEVELLING SHIM	4	
GR28	LH DEPTH WHEEL ARM	1	GRA9 LH
GR31	RH DEPTH WHEEL ARM	1	GRA9 RH
GR1052	2020 LDT 6M RIGHT WING	1	
GR1054	2020 6M LDT RIGHT WING DISC BAR	1	
GR1573	6M LDT PIN CALLAR 1	2	
GR1574	6M LDT PIN COLLAR 2	2	
GR1575	6M LDT PIN WASHER	2	
6M_ISL_RAM_STOP	LIFT/LOWER RAM STOP BRKT	2	
GR1665	PARALLEL RADIUS ARM OFFSET	2	
GR18	RAM STOP BRACKET	3	GRA24
SB LEGS	SB LEGS	12	GRA39
AR LEGS	AR LEGS (GRA38 - 2021, GRA40 - DENMARK). <b>AR LEGS OPTIONAL</b>	12	GRA38 / GRA40

<b>Pin Number</b>	<b>Description</b>	<b>Qty</b>
SWP30X185	30 X 185 TABBED PIN	16
GR370	CAT 3 LOWER LINK PIN (LONG)	2
SW371	CAT 4 LOWER LINK PIN (LONG)	2
GR368	CAT 3 TOP LINK PIN	1
SW369	CAT 4 TOP LINK PIN	1
SWP30X150	30 X 150 TABBED PIN	4
SWP25X105	25 105 TABBED PIN	9
SWP25X140	25 X 140MM TABBED PIN	3
GR27	HINGE PIVOT PIN	2
SWP30X190	30 X 190 TABBED PIN	2
GM-LDT 6 HTP	GRANGE 6M LDT HEADLAND TURN PIN	2
SWP30X150	30 X 150 TABBED PIN	4

NOTE: See page 5 for point options.

# GRA1 – 2019 AR LEG ASSEMBLY



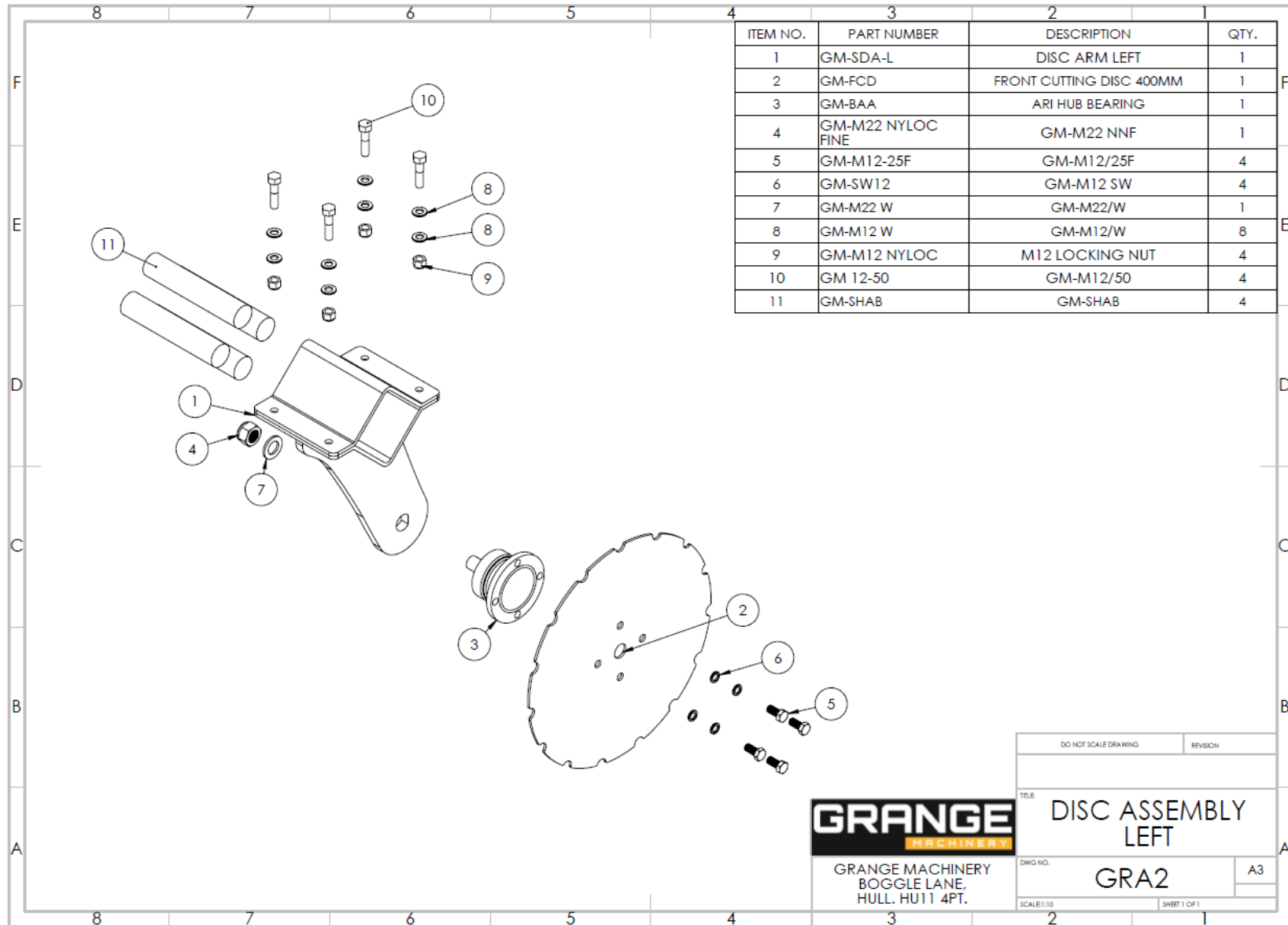
ITEM NO.	PART NUMBER	DESCRIPTION	QTY.
1	GM-ARLT	AUTO RESET LEG TOP	1
2	GM-ARLB	AR LEG BOTTOM	1
3	GM-TB262030	20X26X30 SPRING TENSION BUSH	2
4	GM - STP	GRANGE STANDARD POINT	1
5	GM-ARBP	DIA 22 X 76 TABBED PIN	1
6	GM-ARTP	DIA 22 X 104 TABBED PIN	1
7	GM-M10W	M10 PLAIN WASHER	4
8	GM-M10 NYLOC	M10 LOCKING NUT	3
9	GM 10-40	M10 040 HEX BOLT 8.8	3
10	GM-M20 W	M20 PLAIN WASHER	2
11	GM-M20 NYLOC	M20 NYLOCK NUT 8.8	1
12	GM 20-90	M20 X 90 HEX 8.8	1
13	GM-AR22	GM - AUTO RESET CYLINDER	1



GRANGE MACHINERY  
BOGGLE LANE,  
HULL, HU11 4PT.

DO NOT SCALE DRAWING	REVISION
TITLE: 2019 AR LEG ASSY	
DWG NO. GRA1	A3
SCALE: 1:20	SHEET 1 OF 1

# GRA2 – DISC ASSEMBLY LEFT

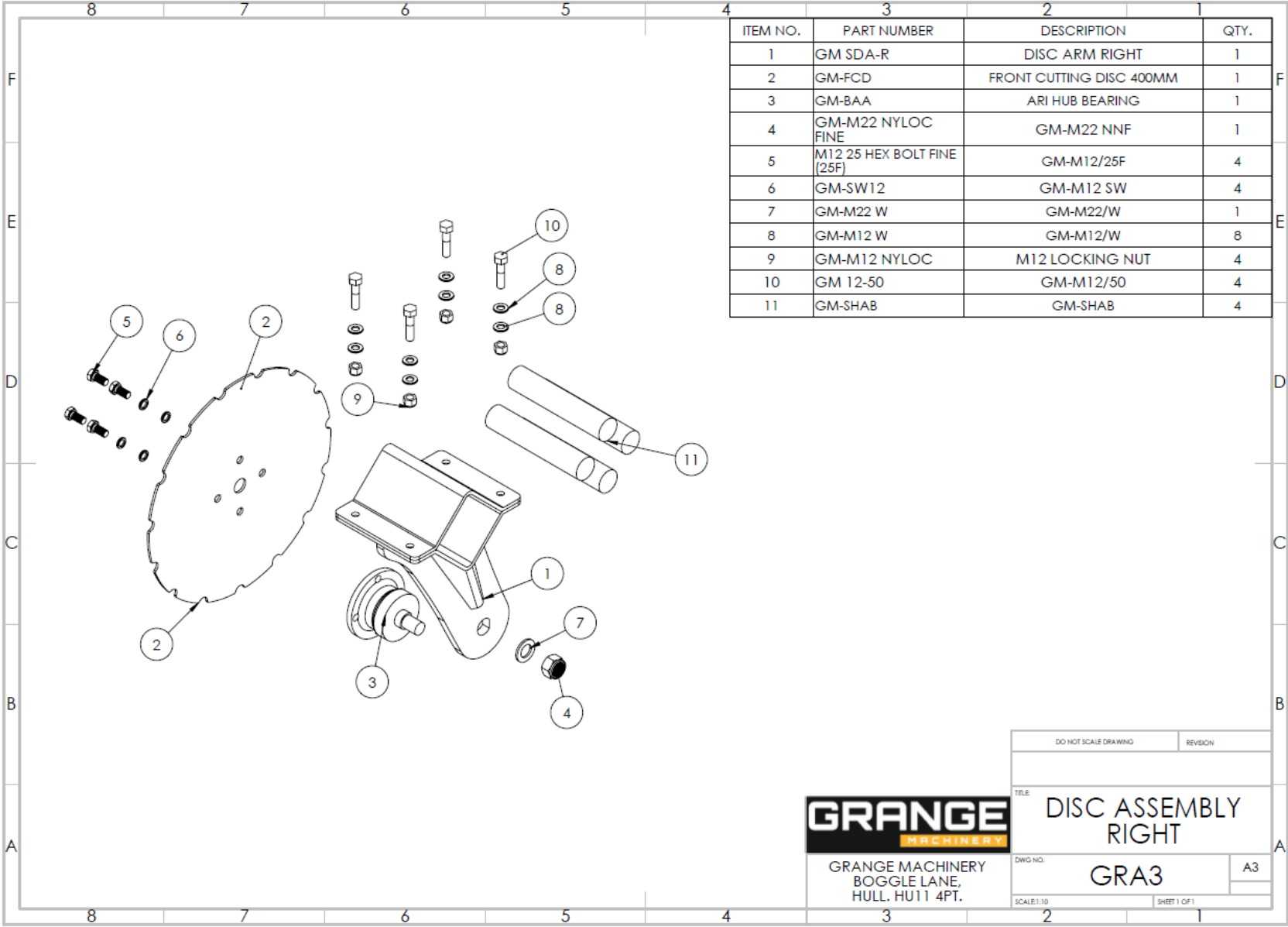


**GRANGE**  
MACHINERY

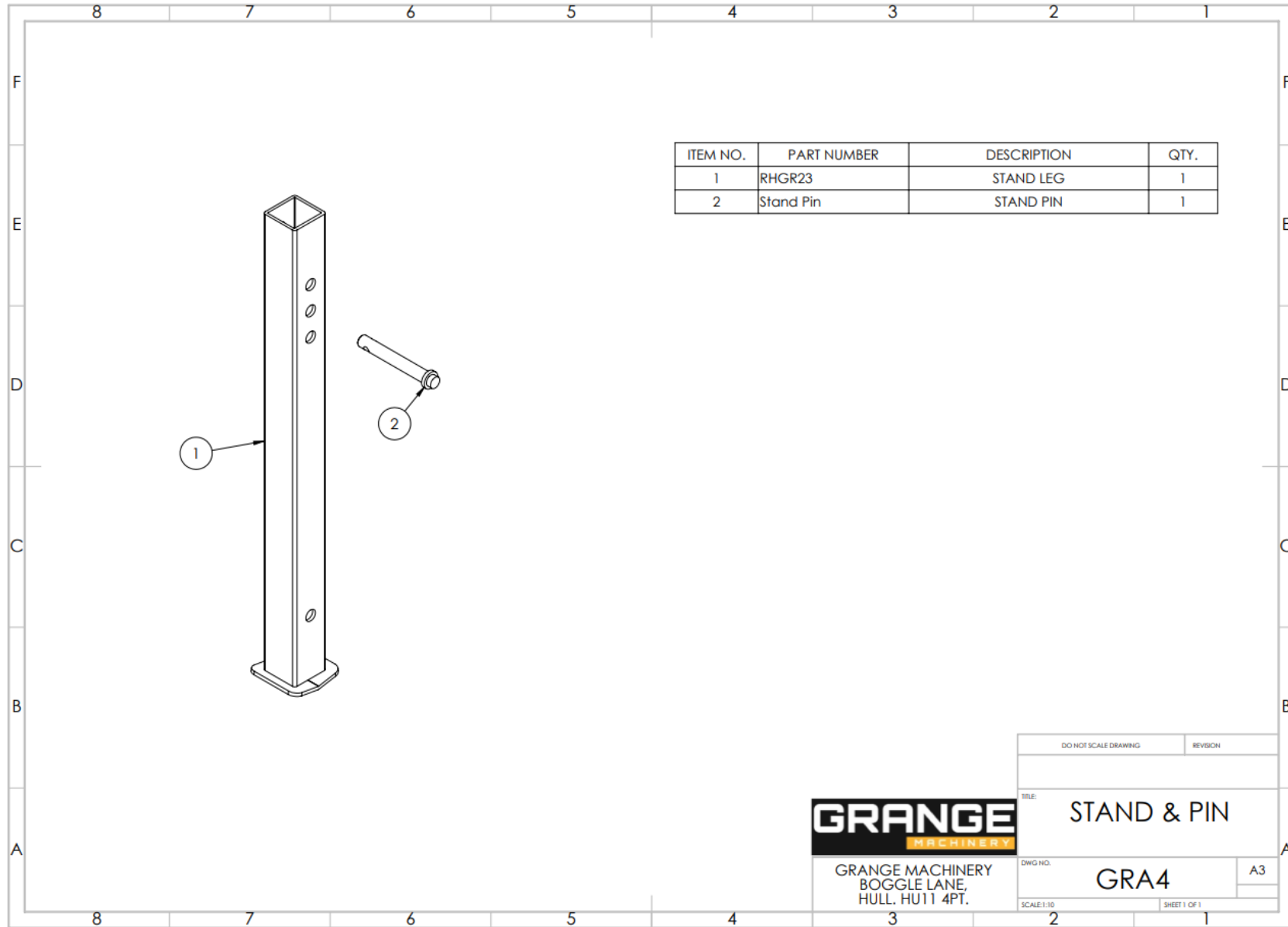
GRANGE MACHINERY  
BOGGLE LANE,  
HULL, HU11 4PT.

DO NOT SCALE DRAWING	REVISION
TITLE: DISC ASSEMBLY LEFT	
DWG NO. GRA2	A3
SCALE:1:10	SHEET 1 OF 1

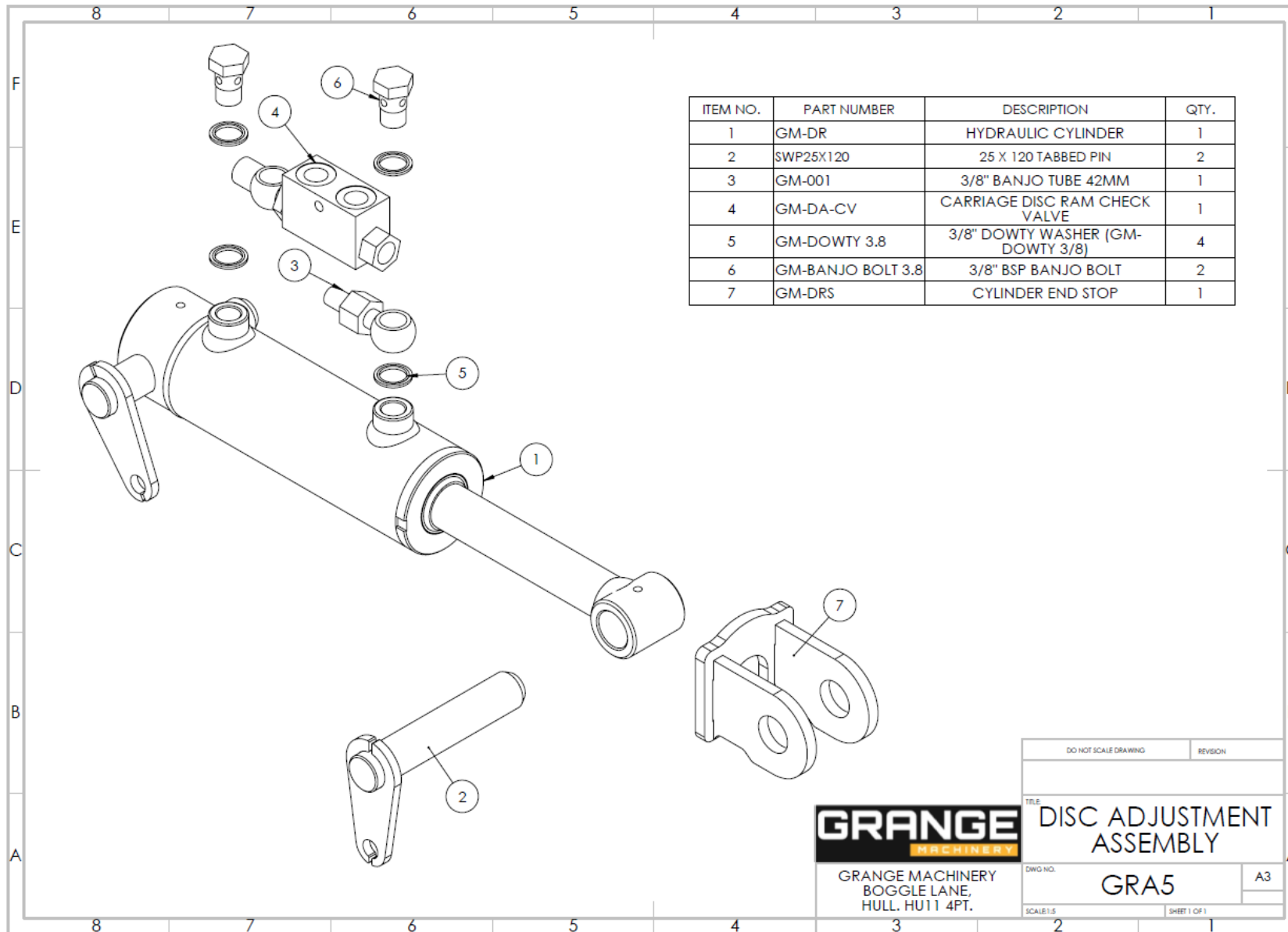
# GRA3 – DISC ASSEMBLY RIGHT



# GRA4 – STAND & PIN



# GRA5 – DISC ADJUSTMENT ASSEMBLY

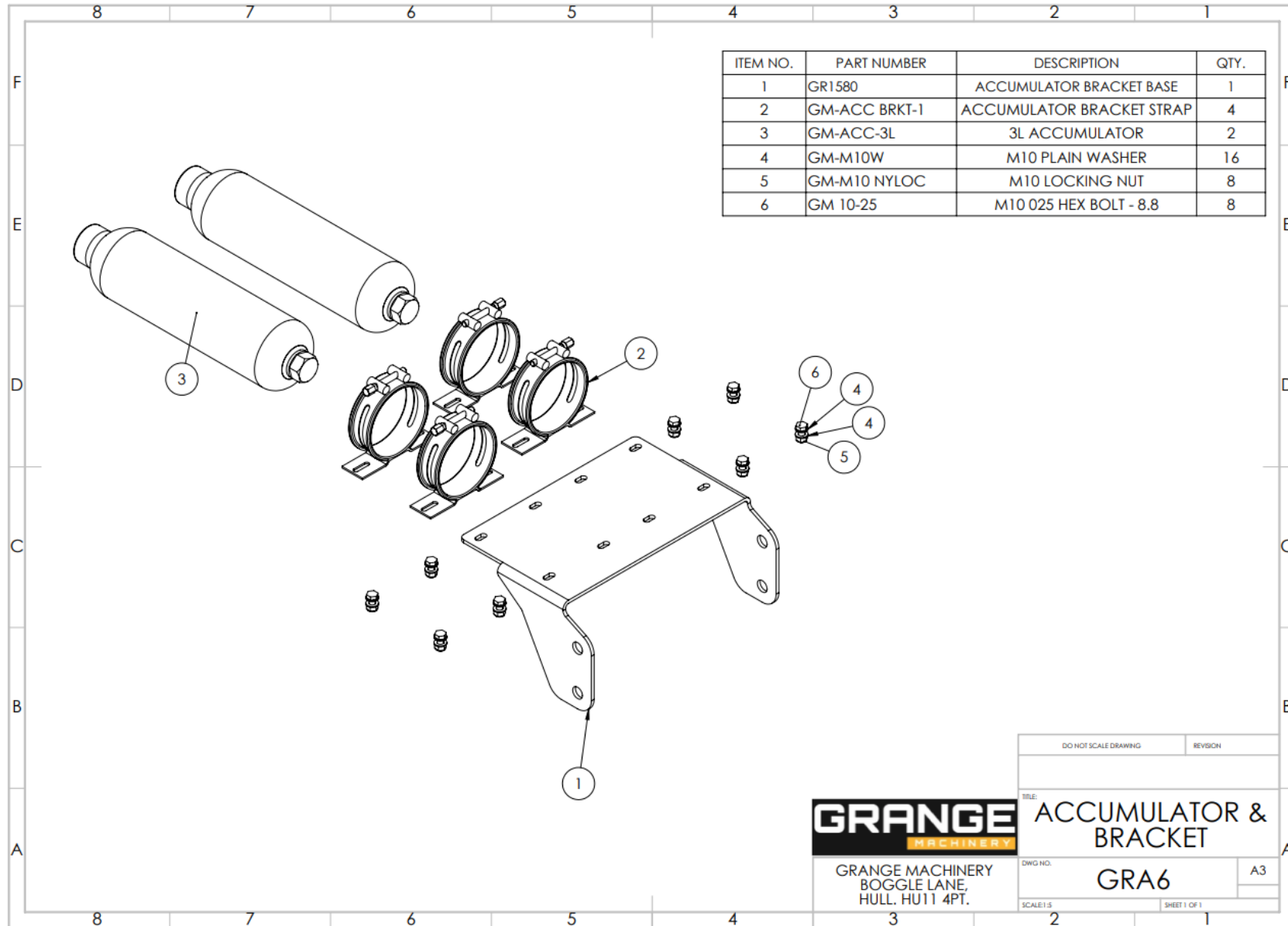


**GRANGE**  
MACHINERY

GRANGE MACHINERY  
BOGGLE LANE,  
HULL. HU11 4PT.

DO NOT SCALE DRAWING	REVISION
TITLE: DISC ADJUSTMENT ASSEMBLY	
DWG NO. GRA5	A3
SCALE: 1:5	SHEET 1 OF 1

## GRA6 – ACCUMULATOR & BRACKET



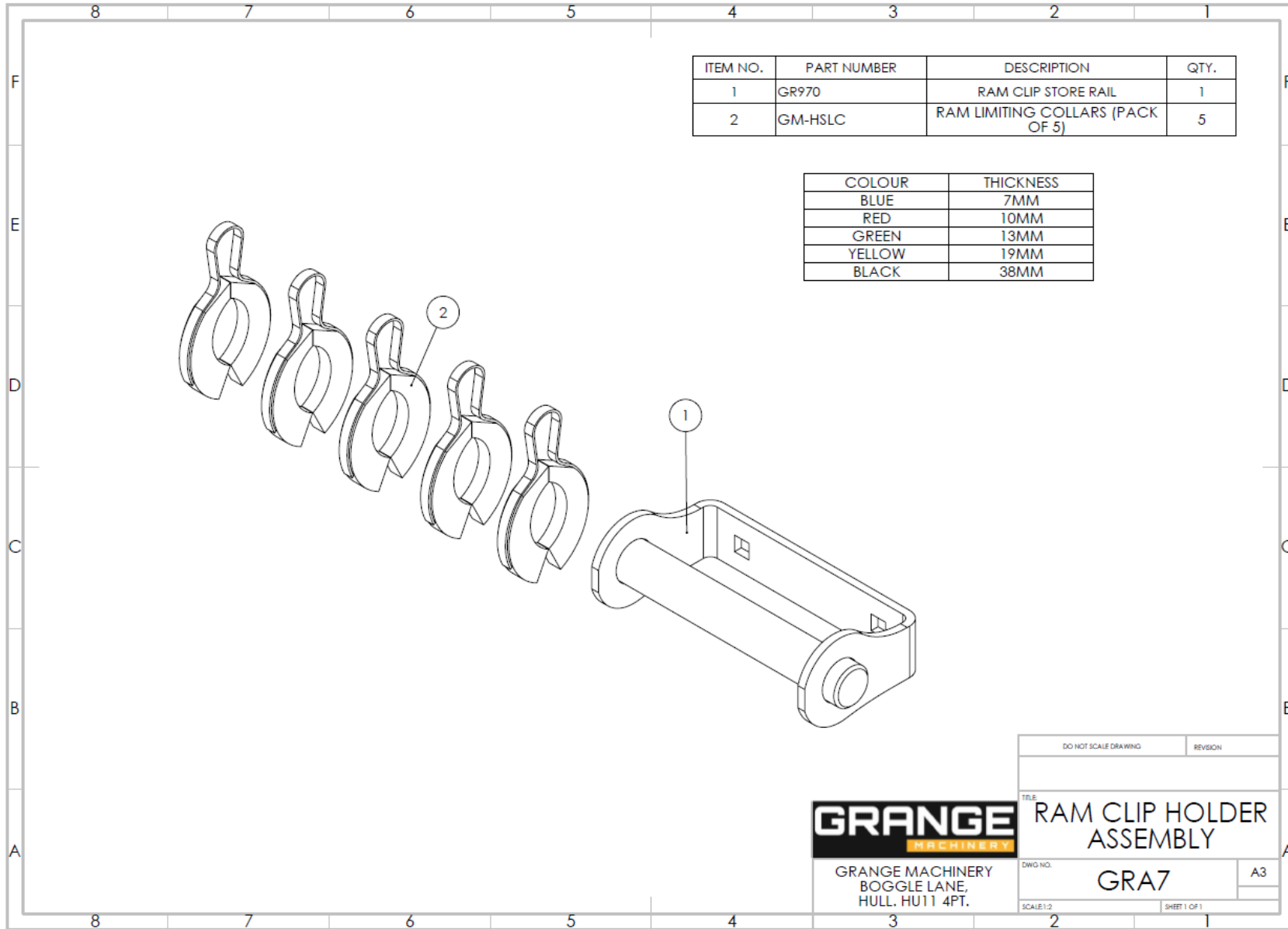
**GRANGE**  
MACHINERY

GRANGE MACHINERY  
BOGGLE LANE,  
HULL. HU11 4PT.

DO NOT SCALE DRAWING	REVISION
TITLE: ACCUMULATOR & BRACKET	
DWG NO. GRA6	A3
SCALE: 1:1	SHEET 1 OF 1



# GRA7 – RAM CLIP HOLDER ASSEMBLY

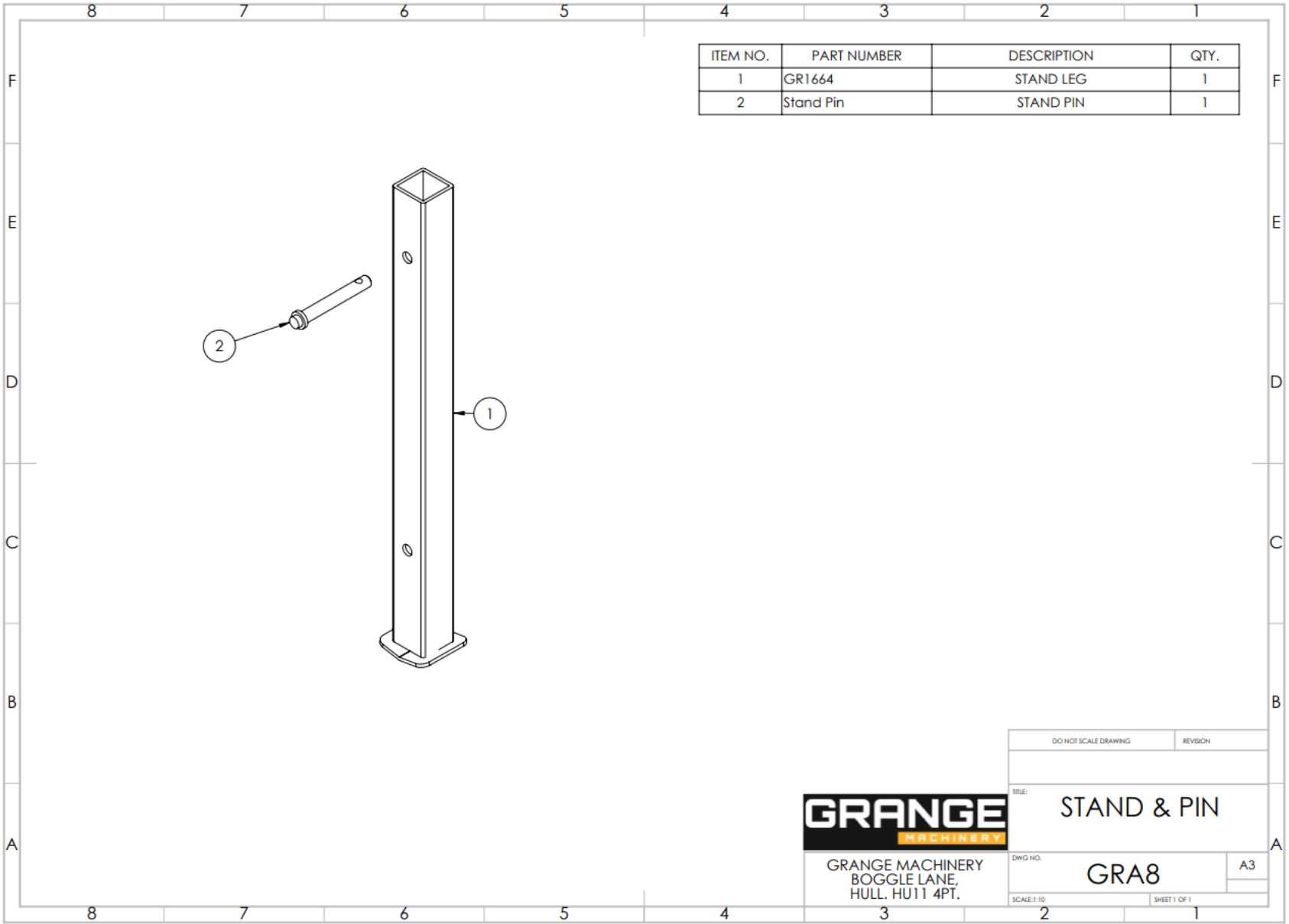


**GRANGE**  
MACHINERY

GRANGE MACHINERY  
BOGGLE LANE,  
HULL. HU11 4PT.

DO NOT SCALE DRAWING	REVISION
TITLE: RAM CLIP HOLDER ASSEMBLY	
DWG NO. GRA7	A3
SCALE: 1:2	SHEET 1 OF 1

# GRA8 – STAND & PIN



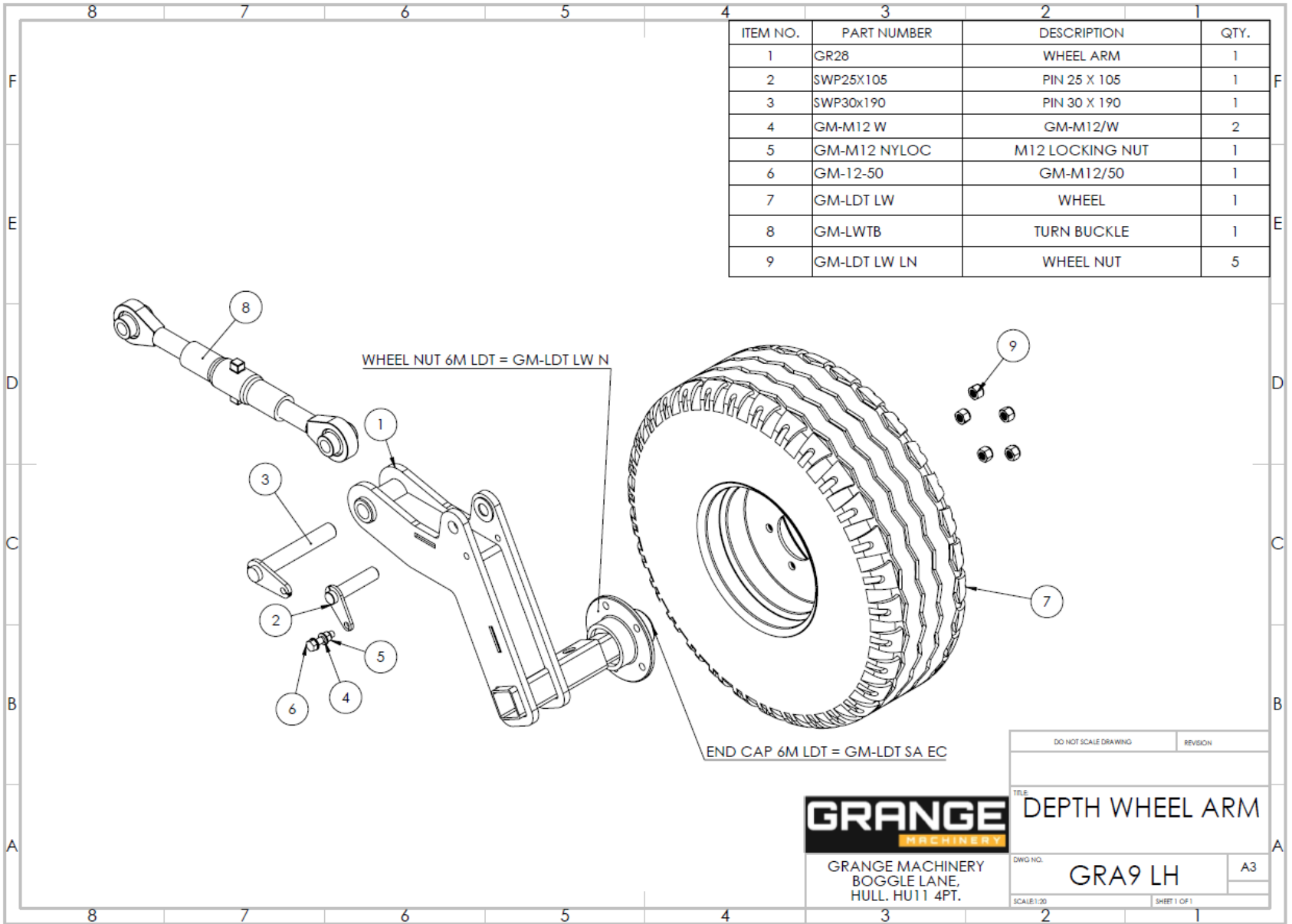
ITEM NO.	PART NUMBER	DESCRIPTION	QTY.
1	GR1664	STAND LEG	1
2	Stand Pin	STAND PIN	1



GRANGE MACHINERY  
BOGGLE LANE,  
HULL. HU11 4PT.

DO NOT SCALE DRAWING		REVISION
TITLE: <b>STAND &amp; PIN</b>		
DWG NO: <b>GRA8</b>		A3
SCALE: 1:10	SHEET 1 OF 1	

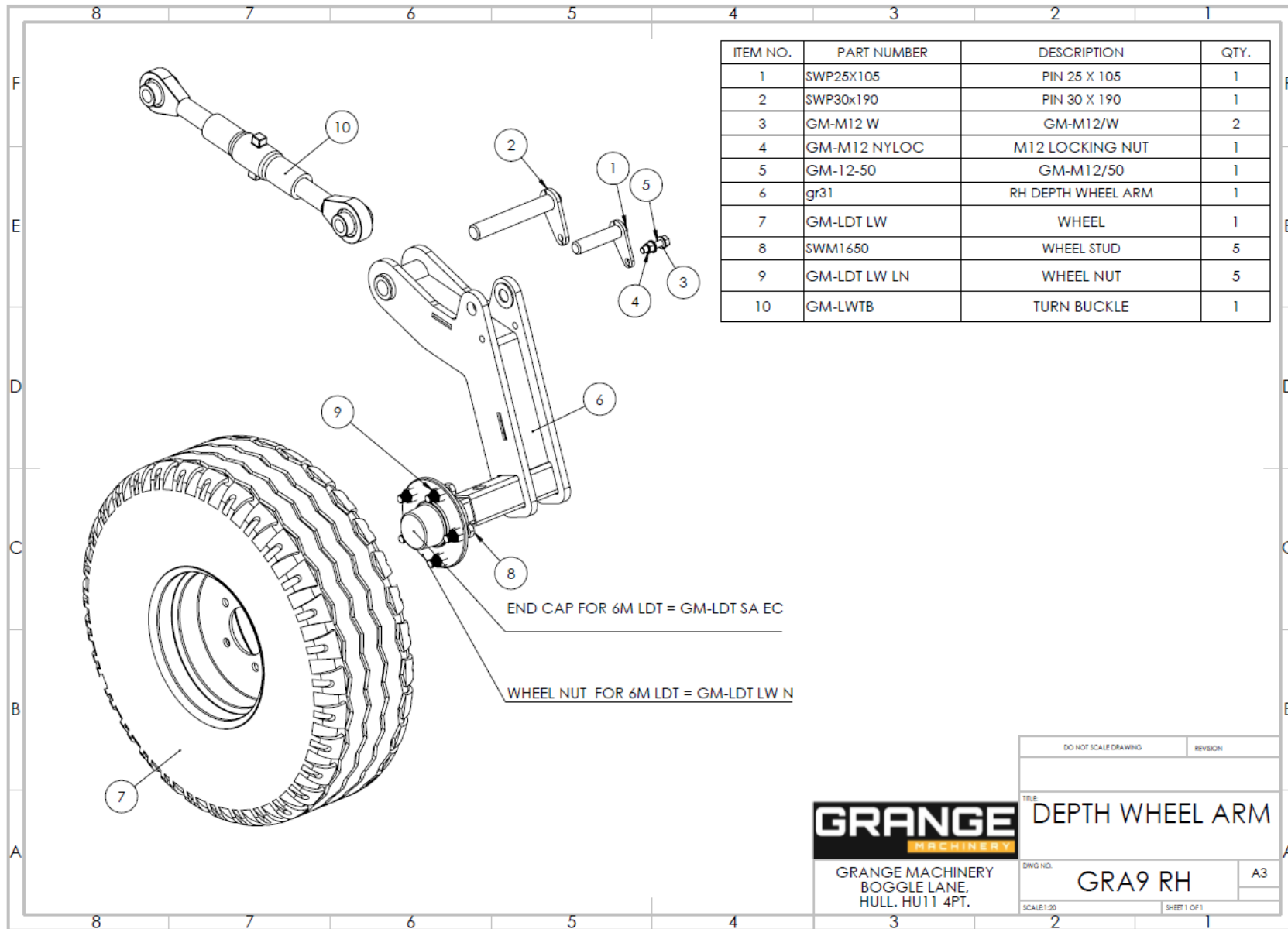
# GRA9 LH – DEPTH WHEEL ARM



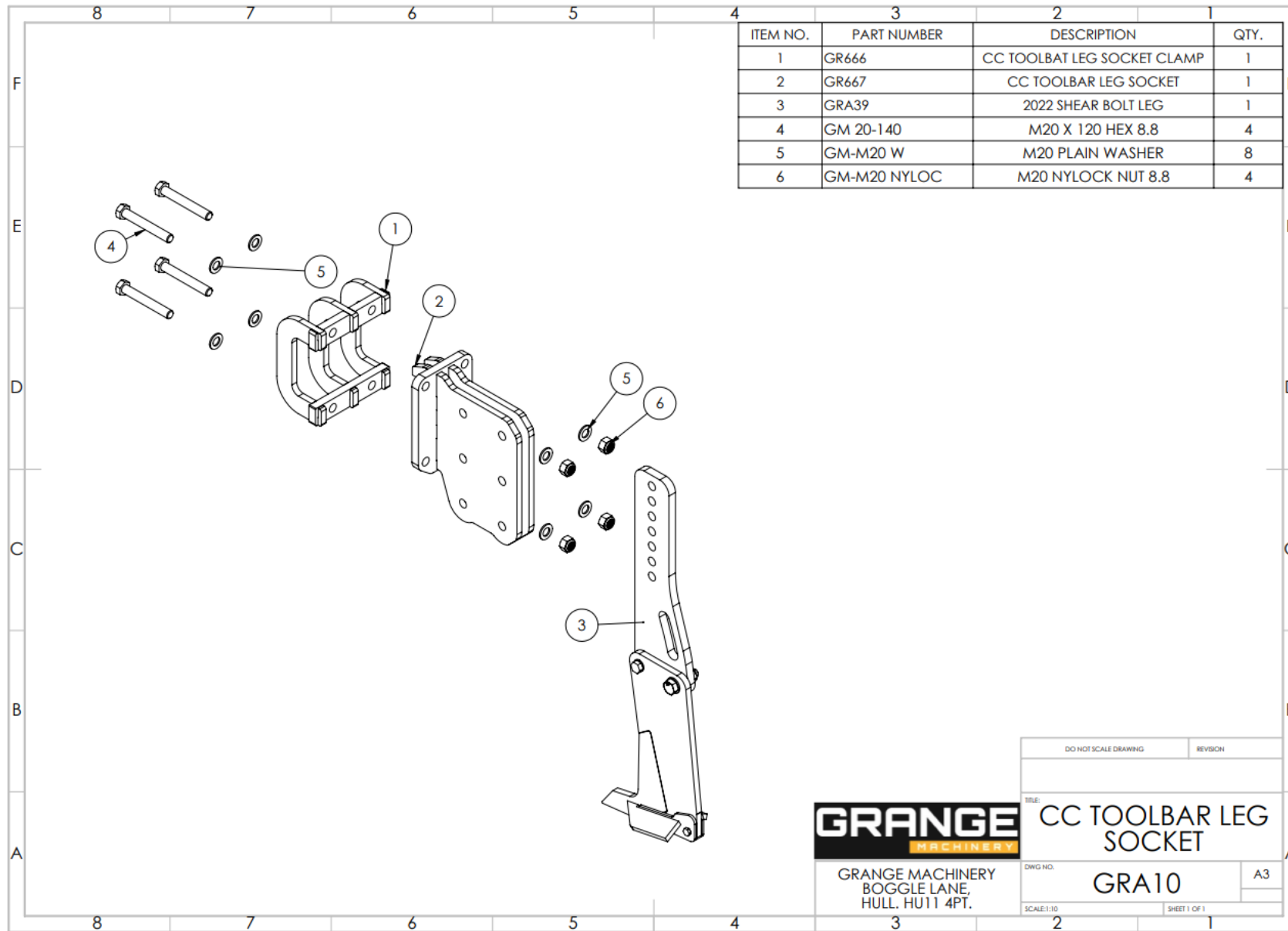
GRANGE MACHINERY  
BOGGLE LANE,  
HULL. HU11 4PT.

DO NOT SCALE DRAWING	REVISION
TITLE: DEPTH WHEEL ARM	
DWG NO. GRA9 LH	A3
SCALE: 1:20	SHEET 1 OF 1

## GRA9 RH – DEPTH WHEEL ARM



# GRA10 – CC TOOLBAR LEG SOCKET

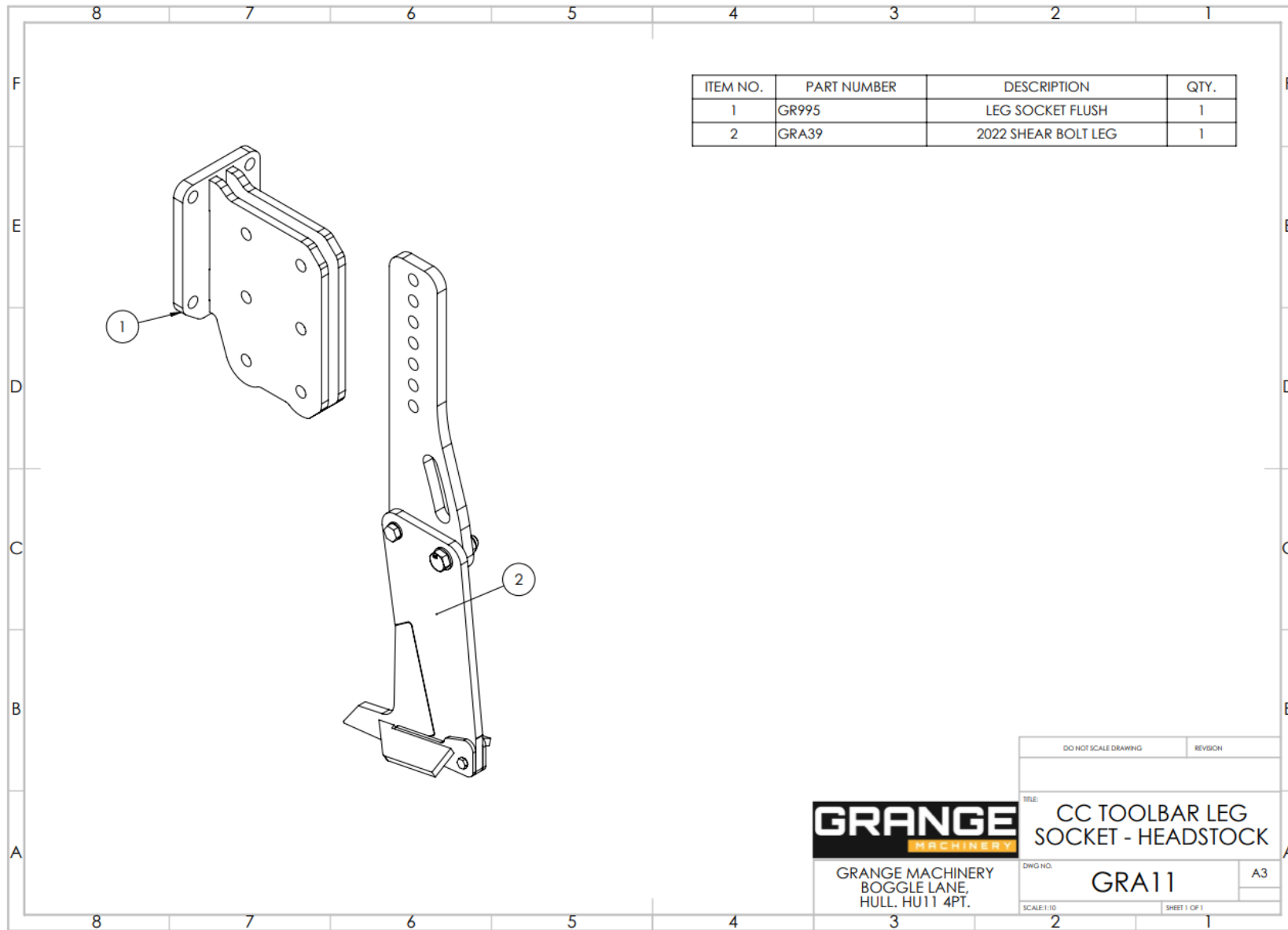


**GRANGE**  
MACHINERY

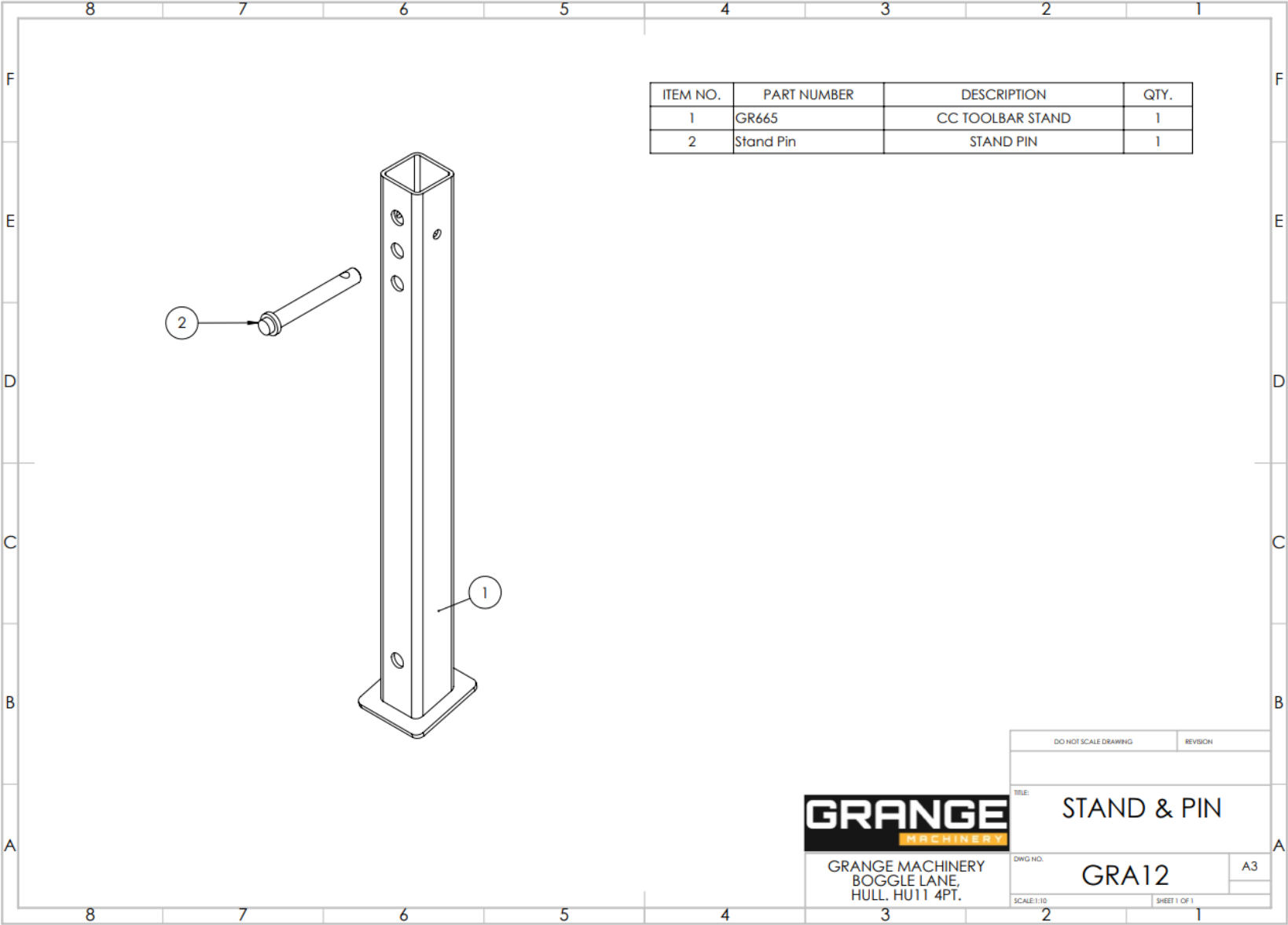
GRANGE MACHINERY  
BOGGLE LANE,  
HULL. HU11 4PT.

DO NOT SCALE DRAWING	REVISION
TITLE: <b>CC TOOLBAR LEG SOCKET</b>	
DWG NO. <b>GRA10</b>	A3
SCALE:1:10	SHEET 1 OF 1

# GRA11 – CC TOOLBAR LEG SOCKET - HEADSTOCK



# GRA12 – STAND & PIN



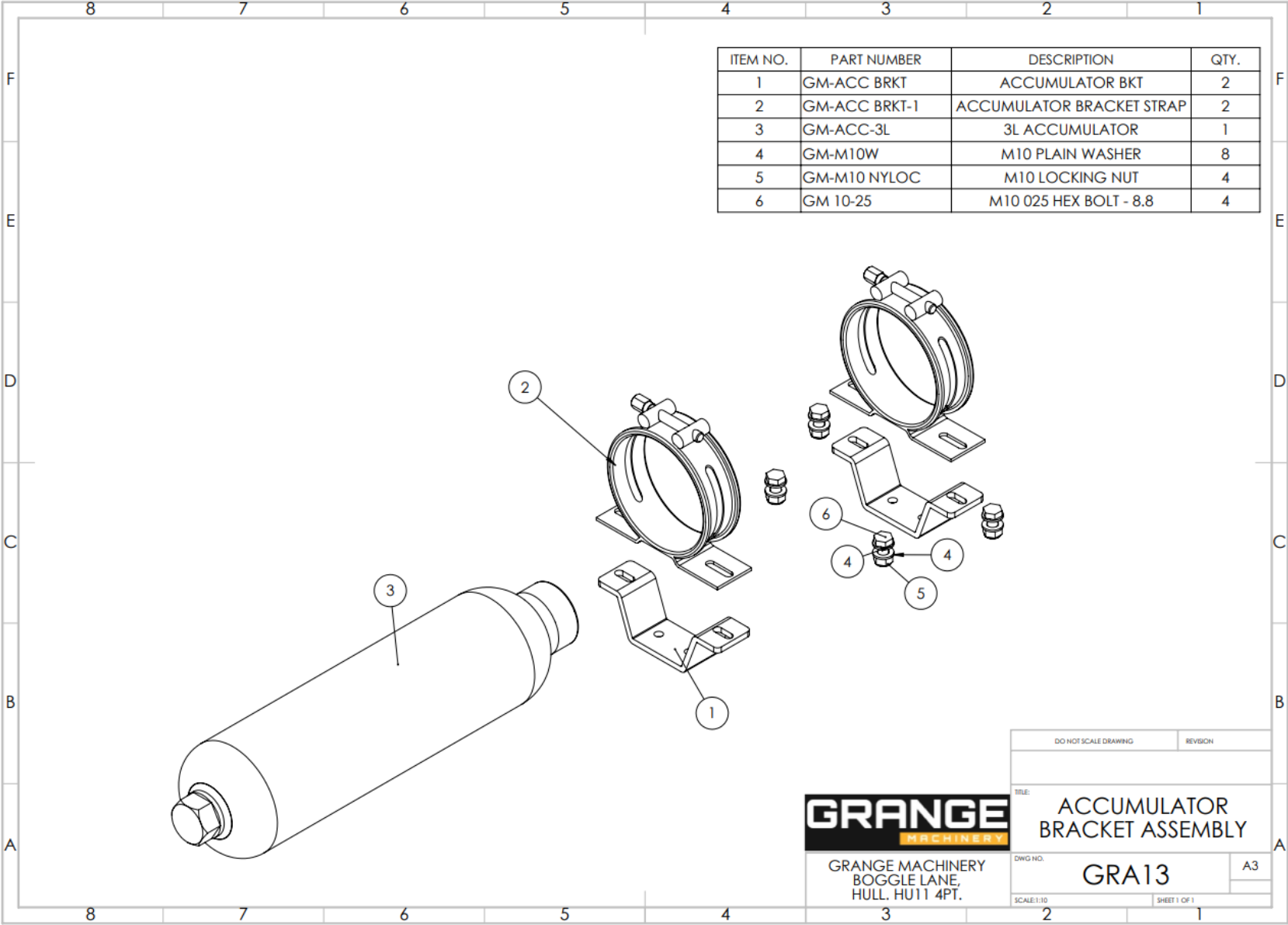
**GRANGE**  
MACHINERY

GRANGE MACHINERY  
BOGGLE LANE,  
HULL, HU11 4PT.

DO NOT SCALE DRAWING	REVISION
TITLE: STAND & PIN	
DWG NO. GRA12	A3
SCALE: 1:10	SHEET 1 OF 1

# GRA13 – ACCUMULATOR BRACKET ASSEMBLY

ITEM NO.	PART NUMBER	DESCRIPTION	QTY.
1	GM-ACC BRKT	ACCUMULATOR BKT	2
2	GM-ACC BRKT-1	ACCUMULATOR BRACKET STRAP	2
3	GM-ACC-3L	3L ACCUMULATOR	1
4	GM-M10W	M10 PLAIN WASHER	8
5	GM-M10 NYLOC	M10 LOCKING NUT	4
6	GM 10-25	M10 025 HEX BOLT - 8.8	4



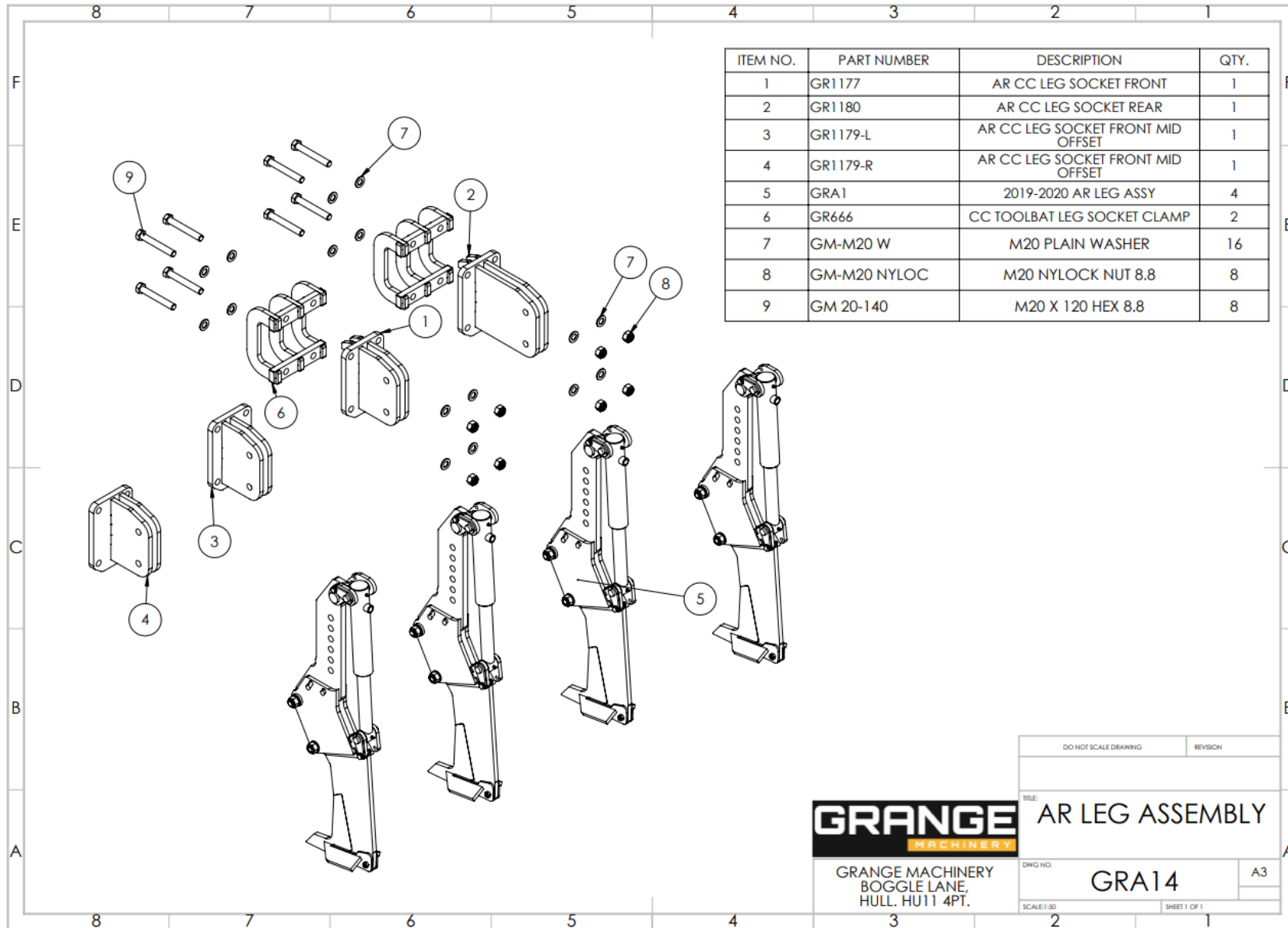
**GRANGE**  
MACHINERY

GRANGE MACHINERY  
BOGGLE LANE,  
HULL. HU11 4PT.

DO NOT SCALE DRAWING	REVISION
TITLE: <b>ACCUMULATOR BRACKET ASSEMBLY</b>	
DWG NO. <b>GRA13</b>	A3
SCALE:1:30	SHEET 1 OF 1



# GRA14 – AR LEG ASSEMBLY

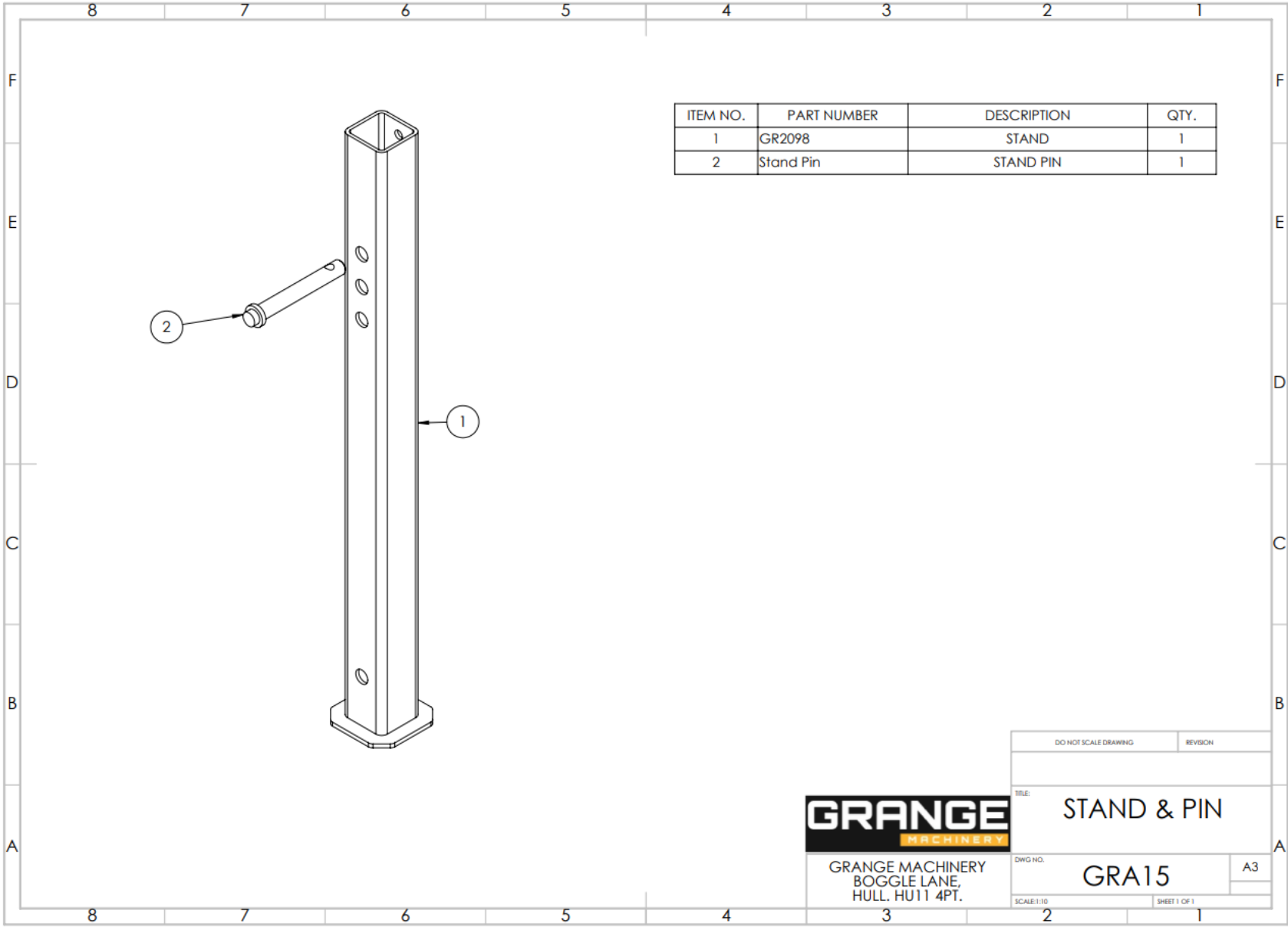


**GRANGE**  
MACHINERY

GRANGE MACHINERY  
BOGGLE LANE,  
HULL, HU11 4PT.

DO NOT SCALE DRAWING	REVISION
TITLE: <b>AR LEG ASSEMBLY</b>	
DWG NO: <b>GRA14</b>	A3
SCALE:1:50	SHEET 1 OF 1

# GRA15 – STAND & PIN



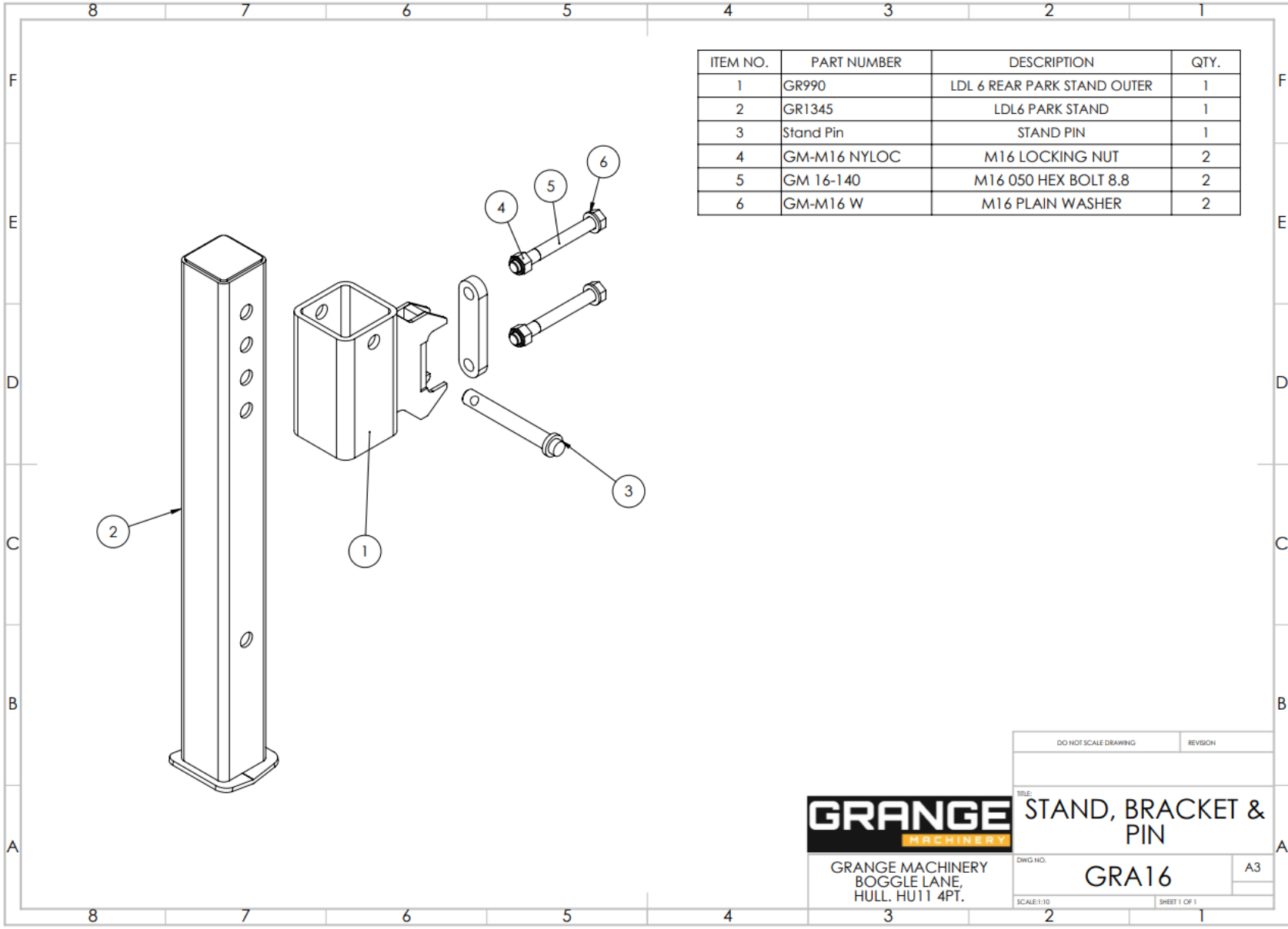
ITEM NO.	PART NUMBER	DESCRIPTION	QTY.
1	GR2098	STAND	1
2	Stand Pin	STAND PIN	1



GRANGE MACHINERY  
BOGGLE LANE,  
HULL. HU11 4PT.

DO NOT SCALE DRAWING		REVISION
TITLE: STAND & PIN		
DWG NO: GRA15		A3
SCALE: 1:10	SHEET 1 OF 1	

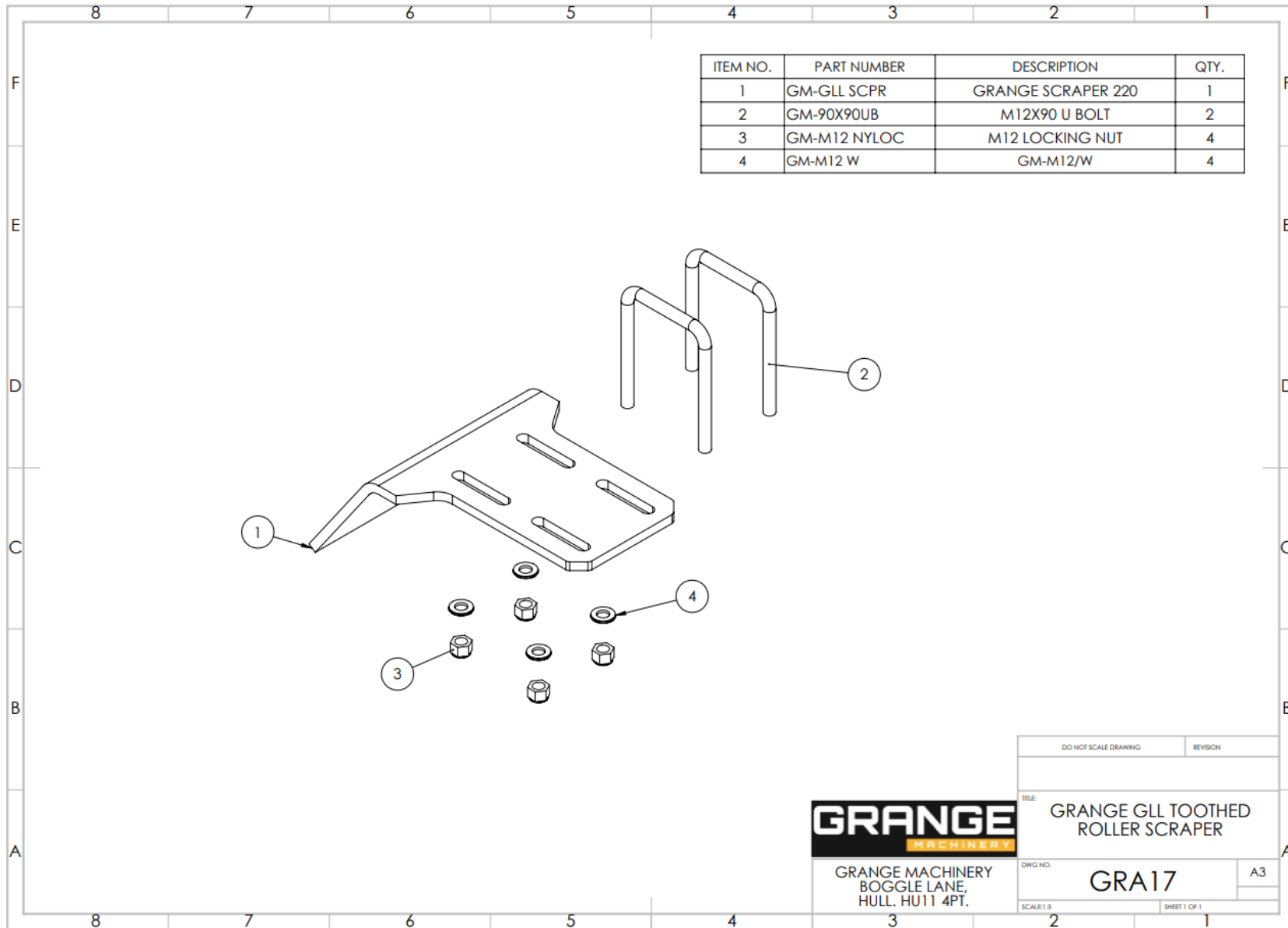
# GRA16 – STAND, BRACKET & PIN



ITEM NO.	PART NUMBER	DESCRIPTION	QTY.
1	GR990	LDL 6 REAR PARK STAND OUTER	1
2	GR1345	LDL6 PARK STAND	1
3	Stand Pin	STAND PIN	1
4	GM-M16 NYLOC	M16 LOCKING NUT	2
5	GM 16-140	M16 050 HEX BOLT 8.8	2
6	GM-M16 W	M16 PLAIN WASHER	2

DO NOT SCALE DRAWING		REVISION
 <b>STAND, BRACKET &amp; PIN</b>		
GRANGE MACHINERY BOGGLE LANE, HULL. HU11 4PT.		DWG NO: <b>GRA16</b> SCALE: 1:10
		SHEET 1 OF 1 A3

# GRA17 – GRANGE GLL TOOTHED ROLLER SCRAPER

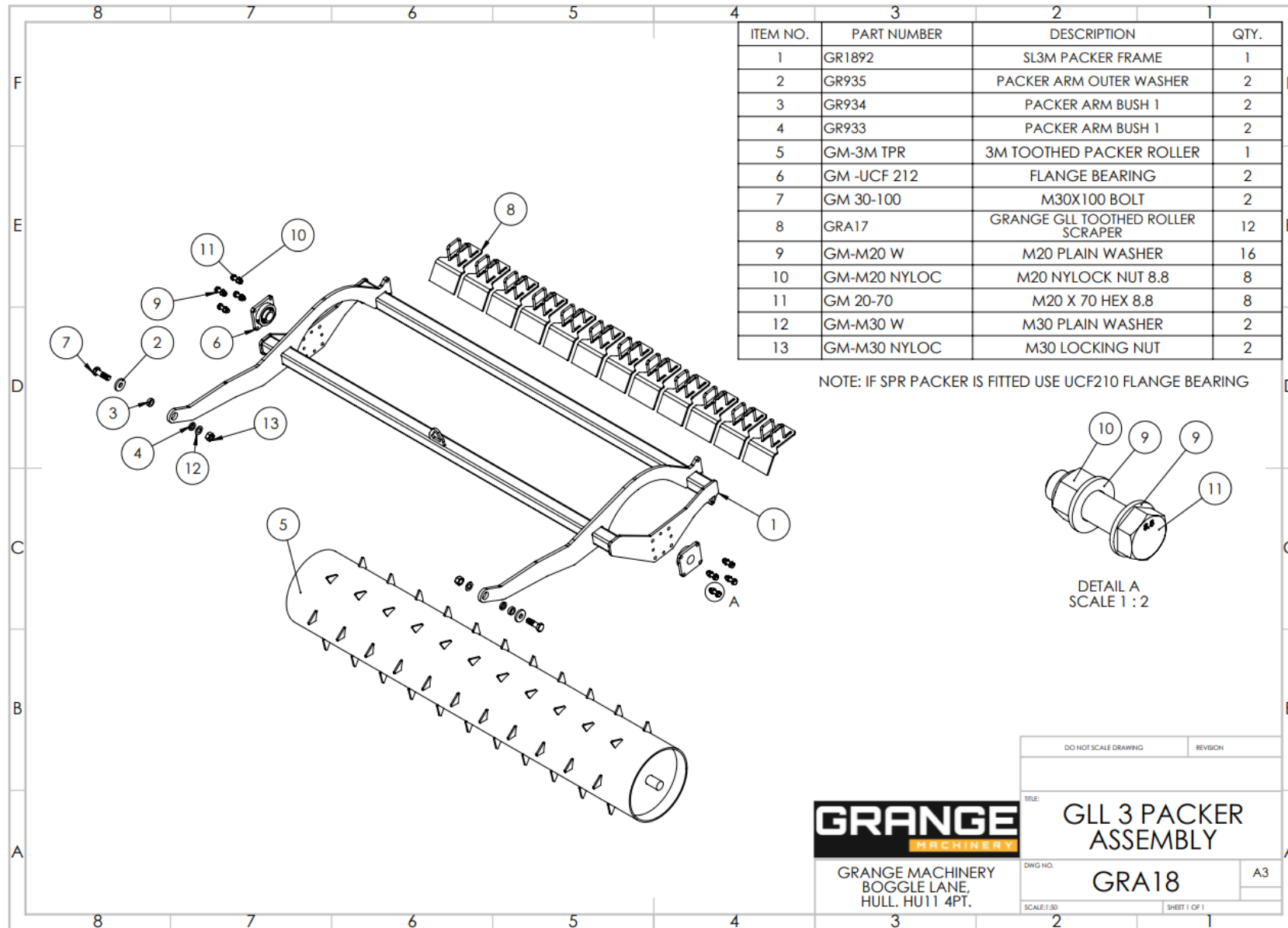


**GRANGE**  
MACHINERY

GRANGE MACHINERY  
BOGGLE LANE,  
HULL. HU11 4PT.

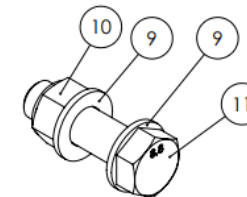
DO NOT SCALE DRAWING	REVISION
TITLE: GRANGE GLL TOOTHED ROLLER SCRAPER	
DWG NO: GRA17	A3
SCALE: 1:5	SHEET 1 OF 1

# GRA18 – GLL 3 PACKER ASSEMBLY



ITEM NO.	PART NUMBER	DESCRIPTION	QTY.
1	GR1892	SL3M PACKER FRAME	1
2	GR935	PACKER ARM OUTER WASHER	2
3	GR934	PACKER ARM BUSH 1	2
4	GR933	PACKER ARM BUSH 1	2
5	GM-3M TPR	3M TOOTHED PACKER ROLLER	1
6	GM -UCF 212	FLANGE BEARING	2
7	GM 30-100	M30X100 BOLT	2
8	GRA17	GRANGE GLL TOOTHED ROLLER SCRAPER	12
9	GM-M20 W	M20 PLAIN WASHER	16
10	GM-M20 NYLOC	M20 NYLOCK NUT 8.8	8
11	GM 20-70	M20 X 70 HEX 8.8	8
12	GM-M30 W	M30 PLAIN WASHER	2
13	GM-M30 NYLOC	M30 LOCKING NUT	2

NOTE: IF SPR PACKER IS FITTED USE UCF210 FLANGE BEARING



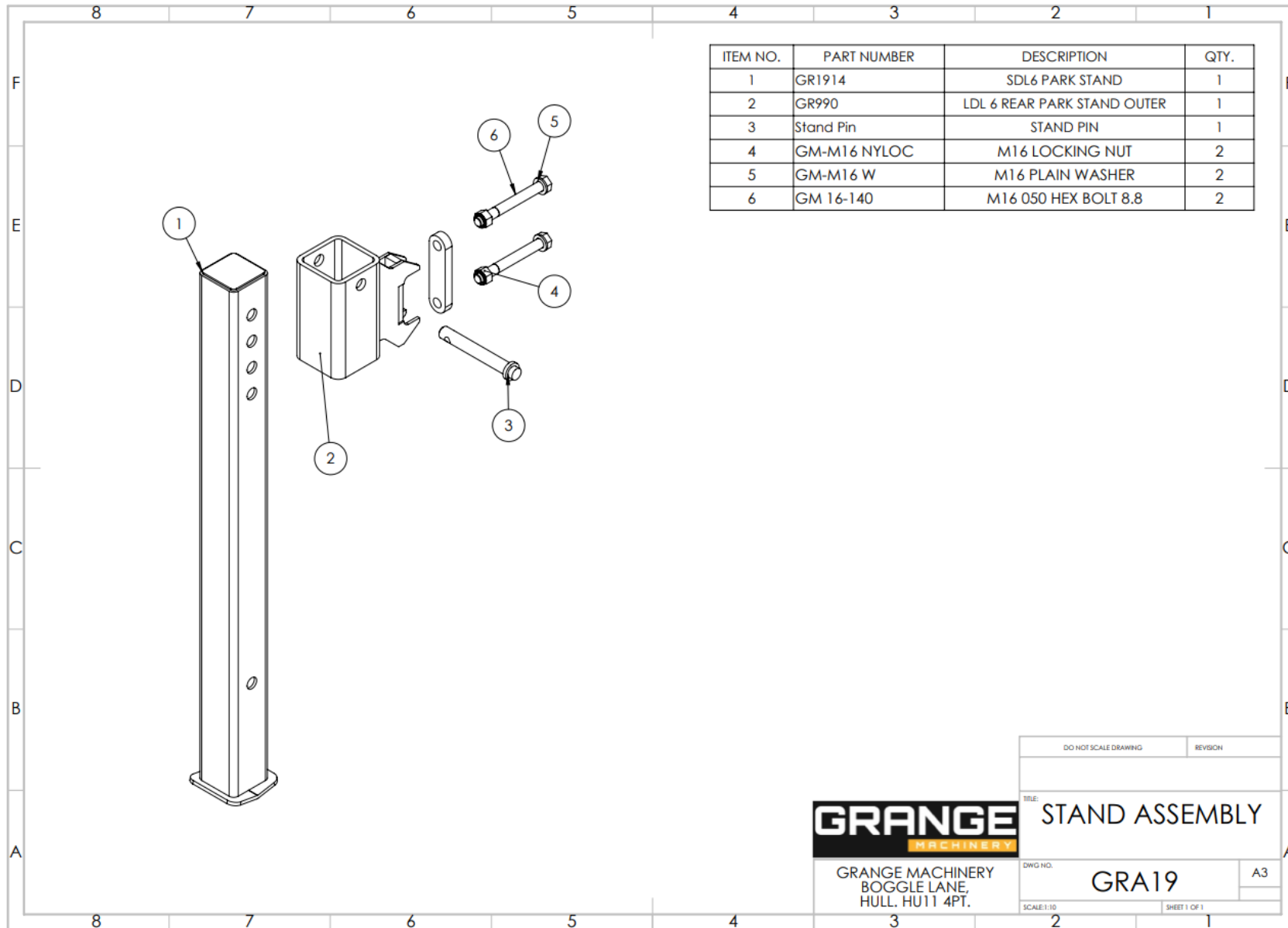
DETAIL A  
SCALE 1 : 2

**GRANGE**  
MACHINERY

GRANGE MACHINERY  
BOGGLE LANE,  
HULL. HU11 4PT.

DO NOT SCALE DRAWING	REVISION
TITLE: <b>GLL 3 PACKER ASSEMBLY</b>	
DWG NO. <b>GRA18</b>	A3
SCALE:1:50	SHEET 1 OF 1

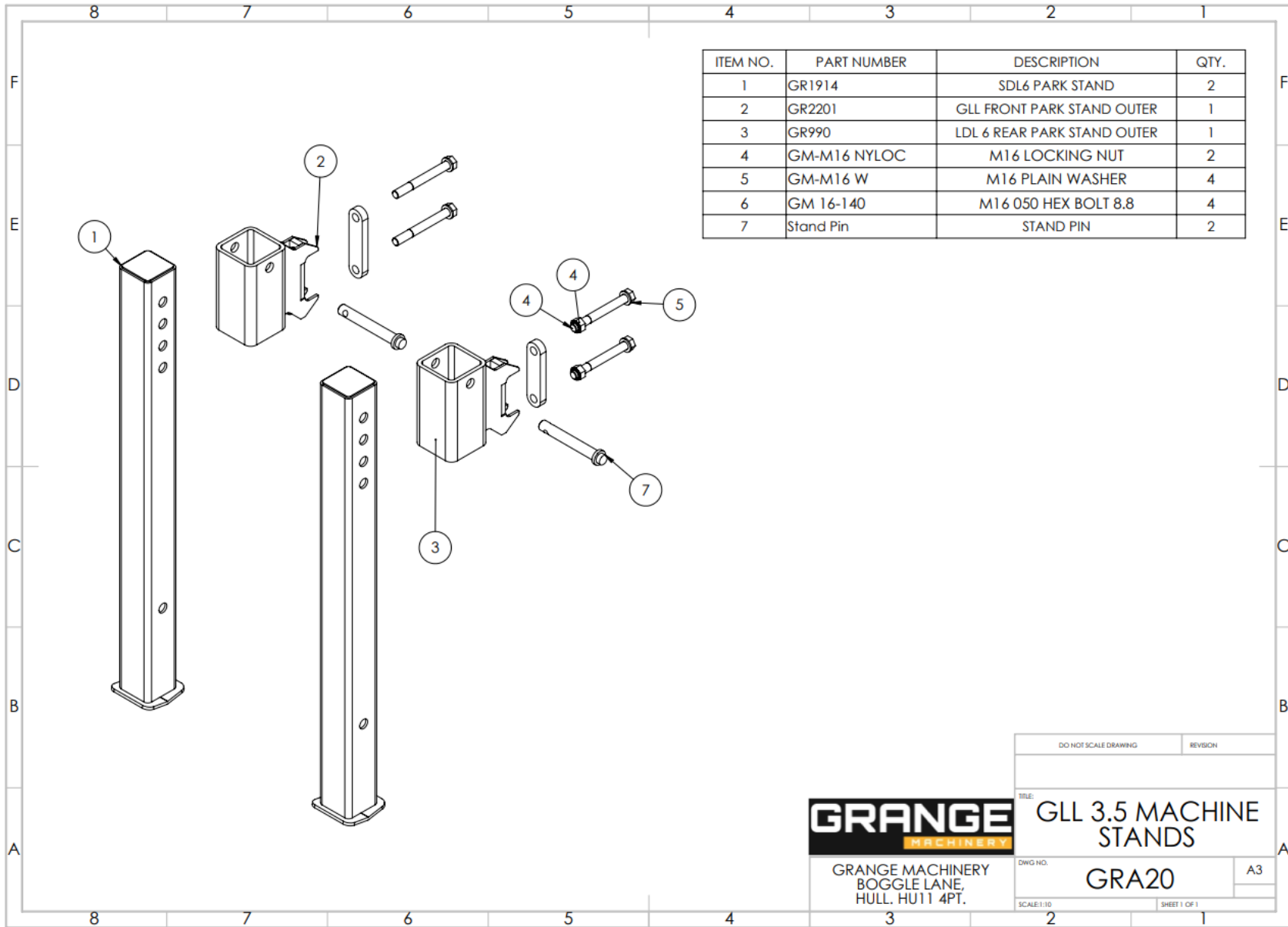
# GRA19 – STAND ASSEMBLY



GRANGE MACHINERY  
BOGGLE LANE,  
HULL. HU11 4PT.

DO NOT SCALE DRAWING	REVISION
TITLE: STAND ASSEMBLY	
DWG NO. GRA19	A3
SCALE: 1:10	SHEET 1 OF 1

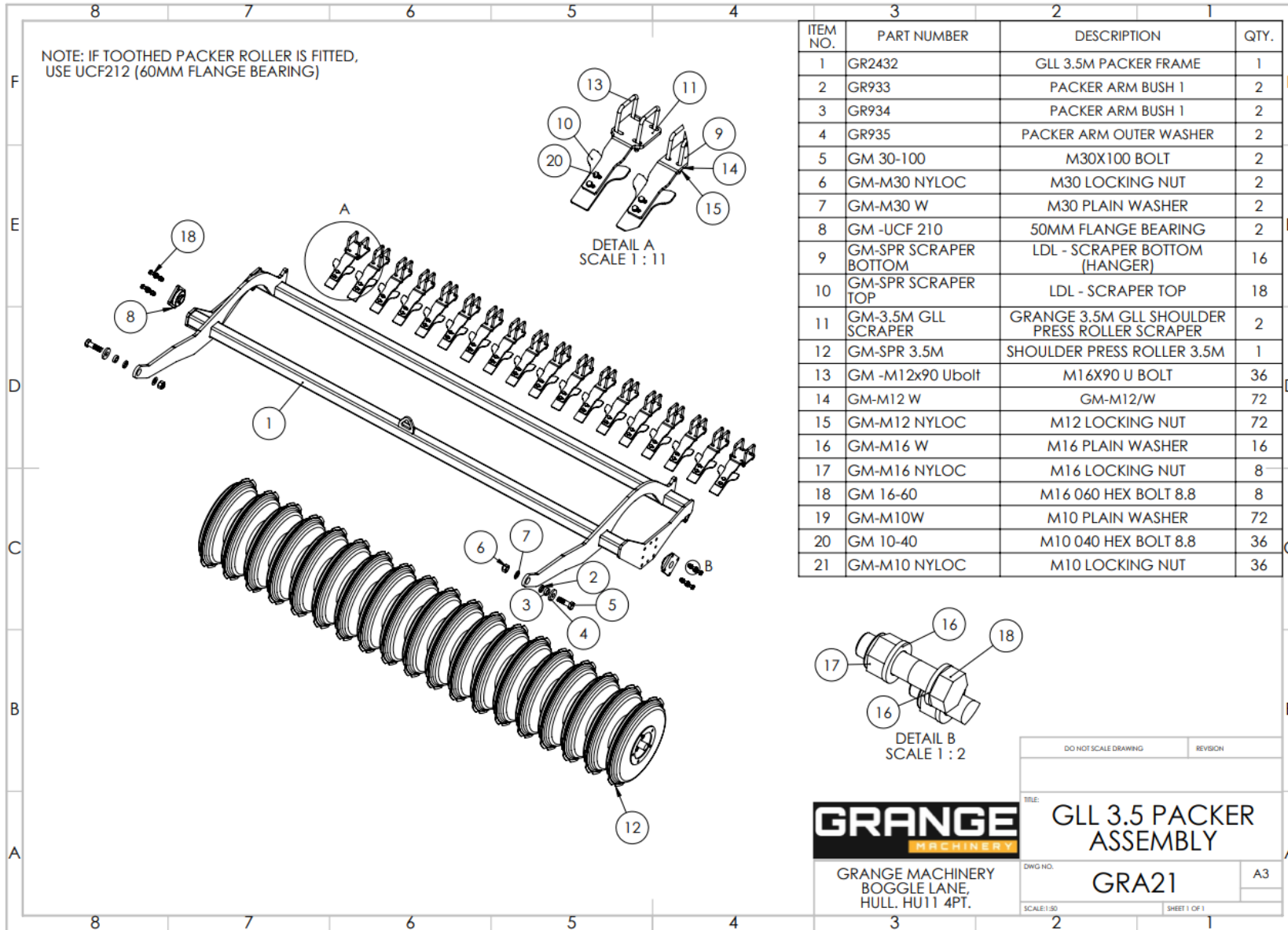
# GRA20 – GLL 3.5 MACHINE STANDS



GRANGE MACHINERY  
BOGGLE LANE,  
HULL, HU11 4PT.

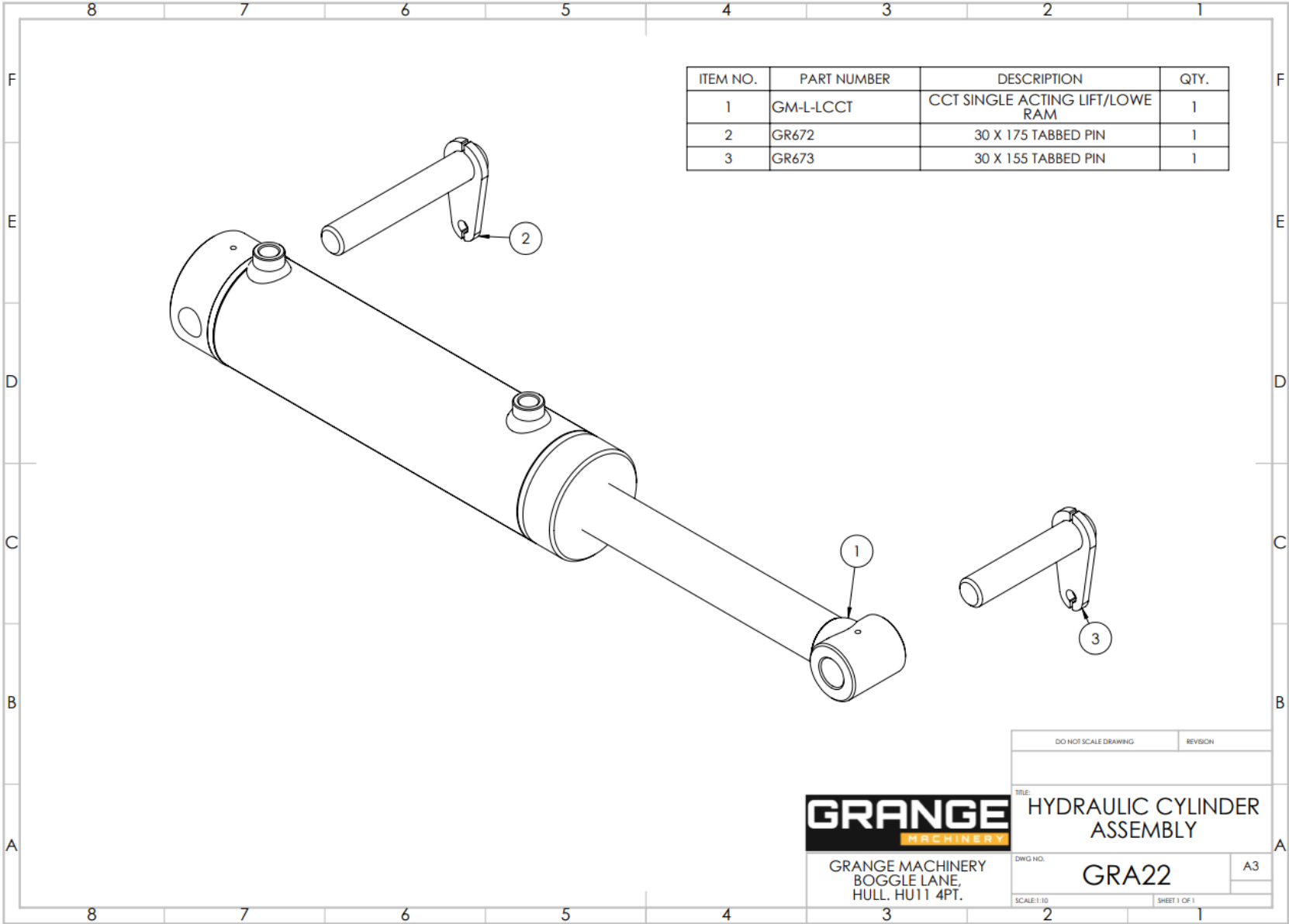
DO NOT SCALE DRAWING	REVISION
TITLE: GLL 3.5 MACHINE STANDS	
DWG NO. GRA20	A3
SCALE: 1:10	SHEET 1 OF 1

# GRA21 – GLL 3.5 PACKER ASSEMBLY





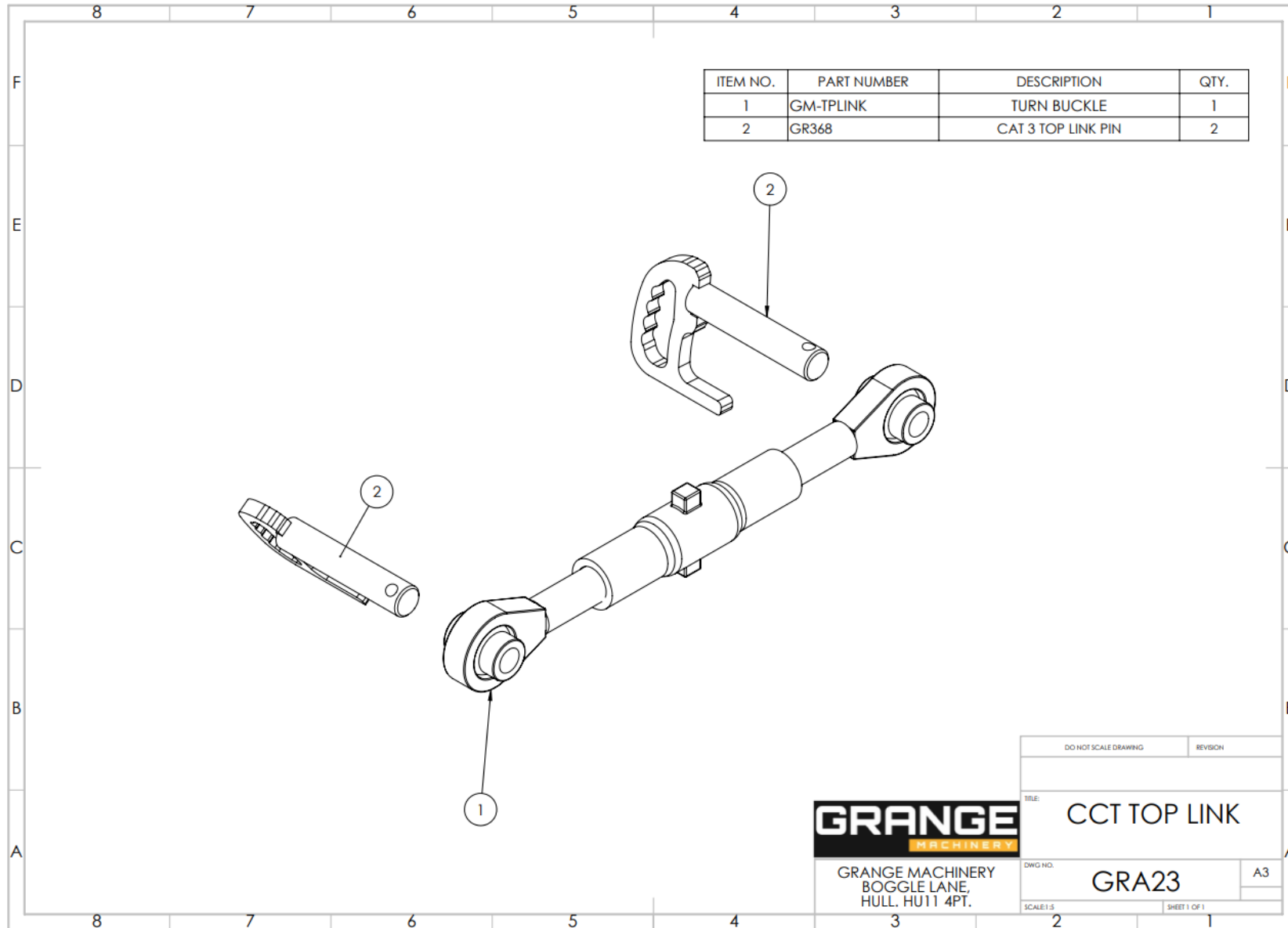
# GRA22 – HYDRAULIC CYLINDER ASSEMBLY



GRANGE MACHINERY  
BOGGLE LANE,  
HULL. HU11 4PT.

DO NOT SCALE DRAWING	REVISION
TITLE: HYDRAULIC CYLINDER ASSEMBLY	
DWG NO: GRA22	A3
SCALE: 1:10	SHEET 1 OF 1

# GRA23 – CCT TOP LINK

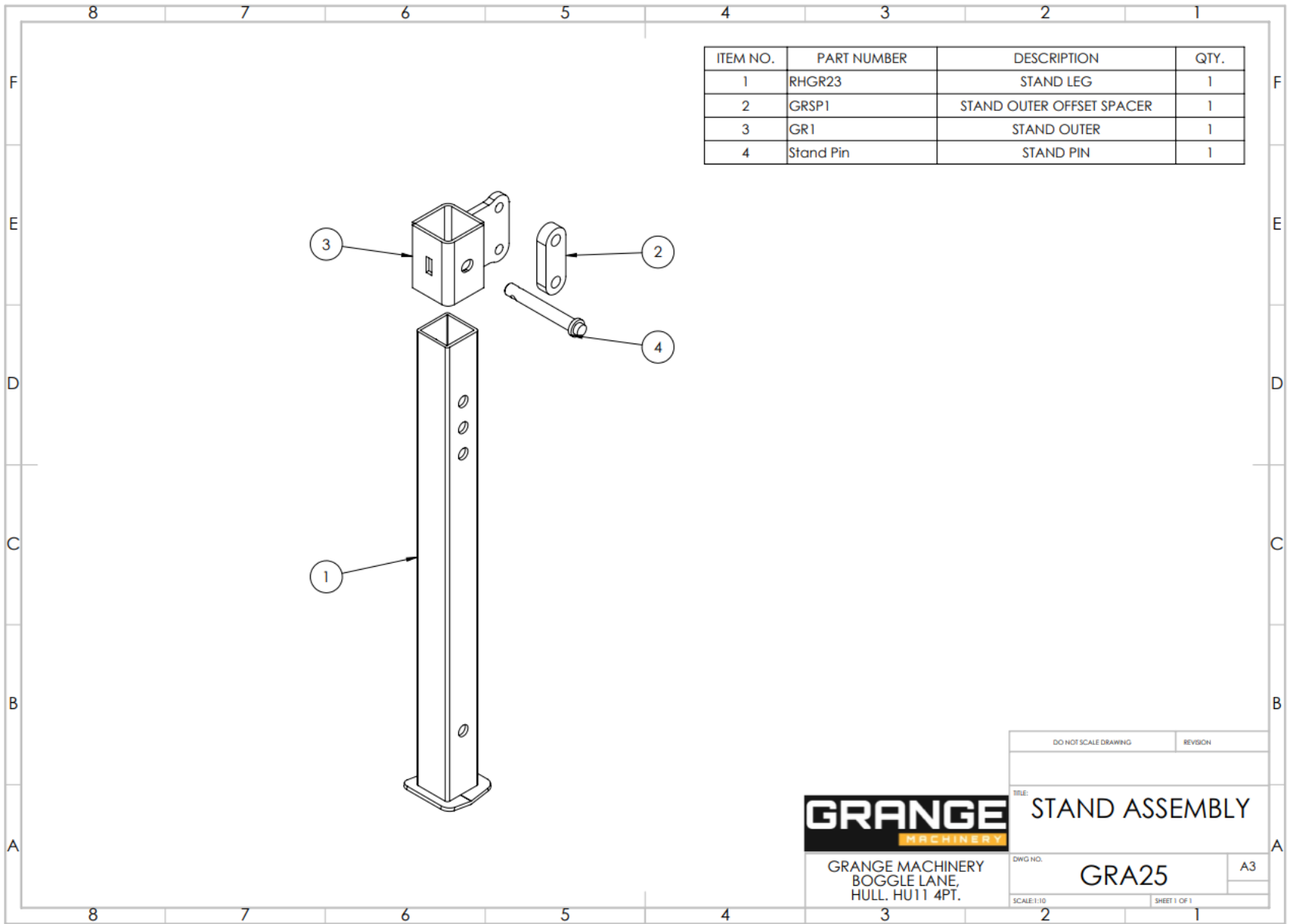


**GRANGE**  
MACHINERY

GRANGE MACHINERY  
BOGGLE LANE,  
HULL. HU11 4PT.

DO NOT SCALE DRAWING	REVISION
TITLE: CCT TOP LINK	
DWG NO. GRA23	A3
SCALE: 1:5	SHEET 1 OF 1

# GRA25 – STAND ASSEMBLY

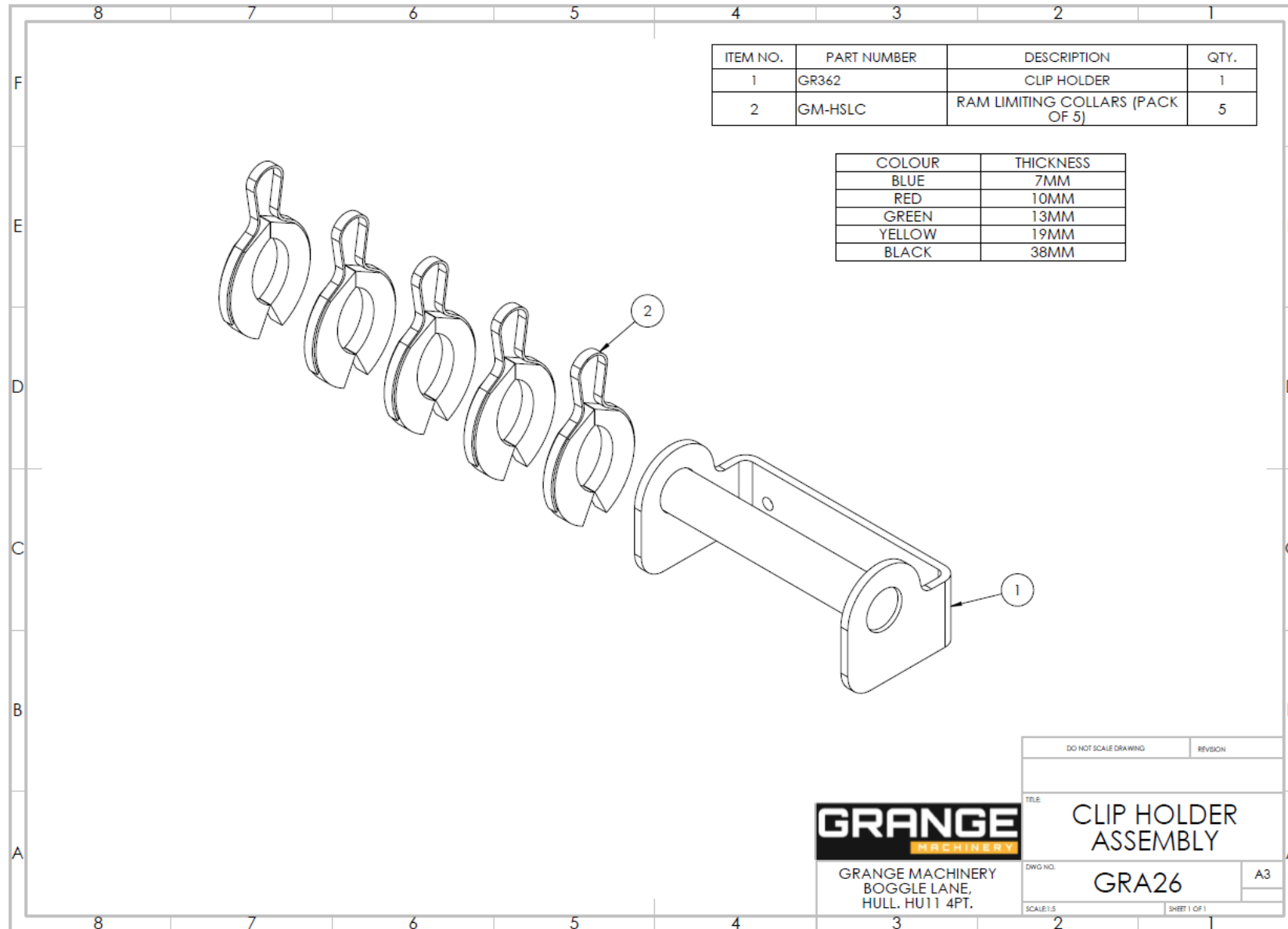


**GRANGE**  
MACHINERY

GRANGE MACHINERY  
BOGGLE LANE,  
HULL. HU11 4PT.

DO NOT SCALE DRAWING	REVISION
TITLE: STAND ASSEMBLY	
DWG NO. GRA25	A3
SCALE: 1:10	SHEET 1 OF 1

# GRA26 – CLIP HOLDER ASSEMBLY

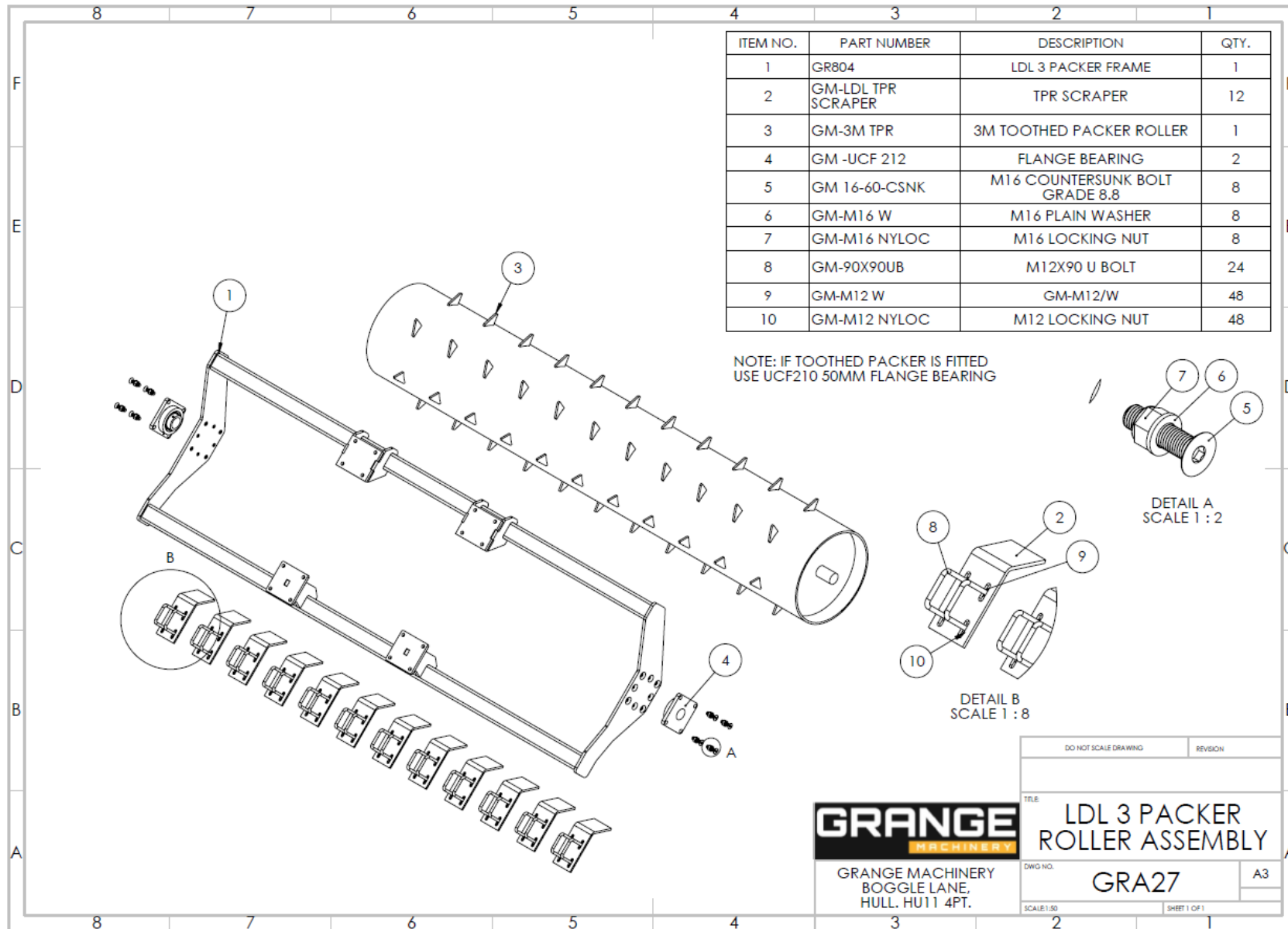


**GRANGE**  
MACHINERY

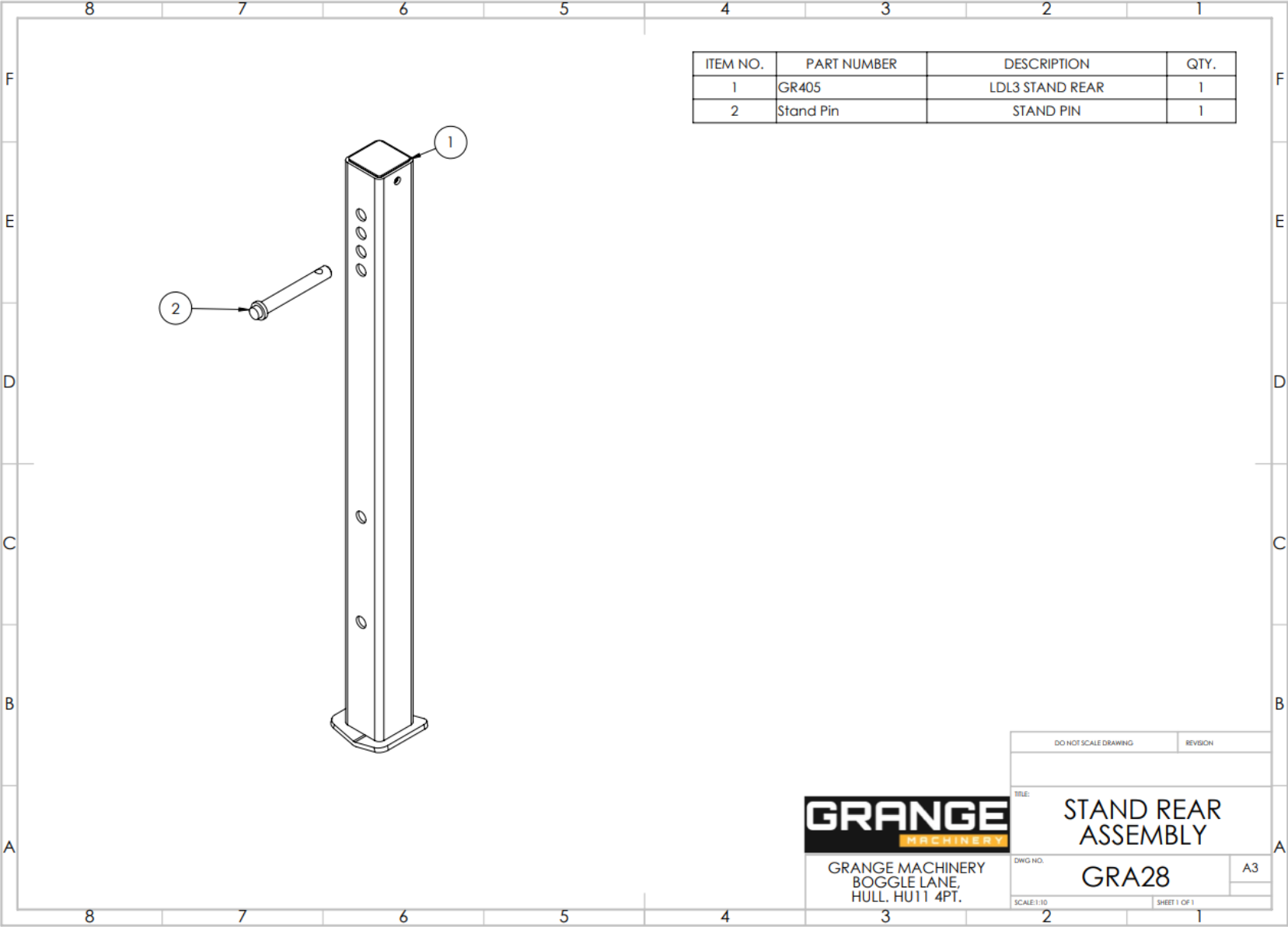
GRANGE MACHINERY  
BOGGLE LANE,  
HULL. HU11 4PT.

DO NOT SCALE DRAWING	REVISION
TITLE: CLIP HOLDER ASSEMBLY	
DWG NO. GRA26	A3
SCALE: 1:1	SHEET 1 OF 1

# GRA 27 – LDL 3 PACKER ROLLER ASSEMBLY



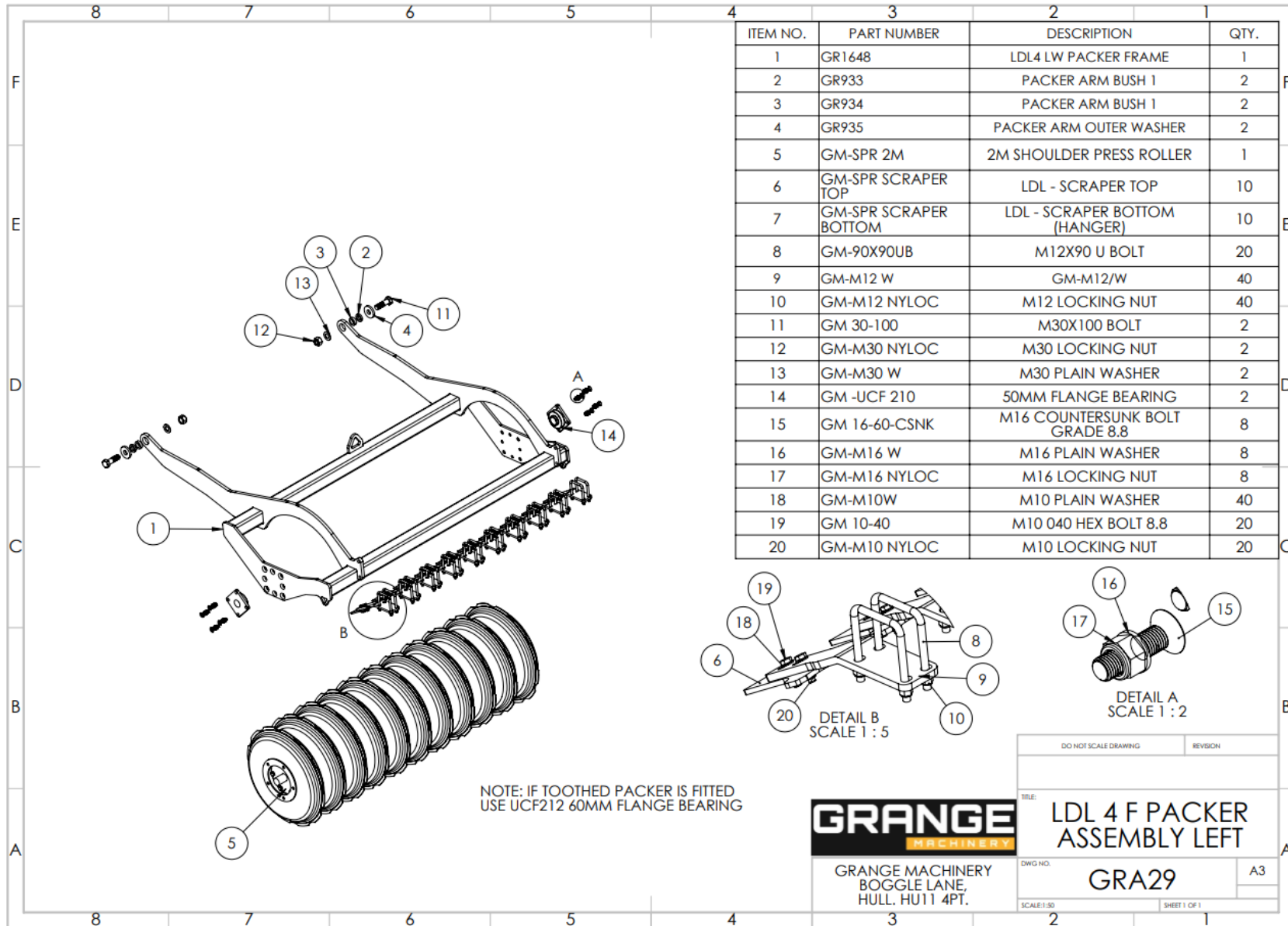
# GRA28 – STAND REAR ASSEMBLY



GRANGE MACHINERY  
BOGGLE LANE,  
HULL. HU11 4PT.

DO NOT SCALE DRAWING		REVISION
TITLE: STAND REAR ASSEMBLY		
DWG NO:	GRA28	A3
SCALE:1:10	SHEET 1 OF 1	

# GRA29 – LDL 4 F PACKER ASSEMBLY LEFT



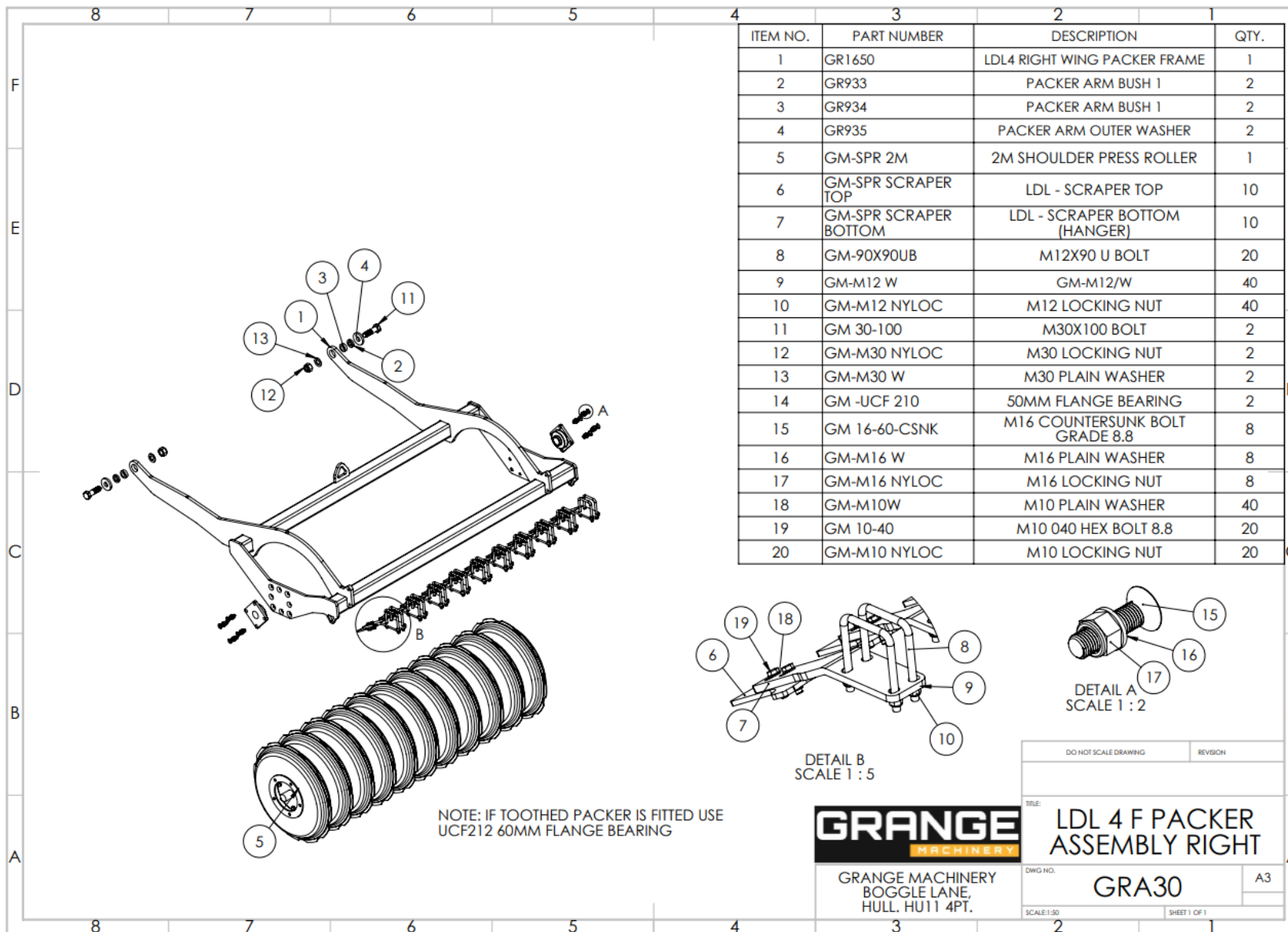
ITEM NO.	PART NUMBER	DESCRIPTION	QTY.
1	GR1648	LDL4 LW PACKER FRAME	1
2	GR933	PACKER ARM BUSH 1	2
3	GR934	PACKER ARM BUSH 1	2
4	GR935	PACKER ARM OUTER WASHER	2
5	GM-SPR 2M	2M SHOULDER PRESS ROLLER	1
6	GM-SPR SCRAPER TOP	LDL - SCRAPER TOP	10
7	GM-SPR SCRAPER BOTTOM	LDL - SCRAPER BOTTOM (HANGER)	10
8	GM-90X90UB	M12X90 U BOLT	20
9	GM-M12 W	GM-M12/W	40
10	GM-M12 NYLOC	M12 LOCKING NUT	40
11	GM 30-100	M30X100 BOLT	2
12	GM-M30 NYLOC	M30 LOCKING NUT	2
13	GM-M30 W	M30 PLAIN WASHER	2
14	GM -UCF 210	50MM FLANGE BEARING	2
15	GM 16-60-CSNK	M16 COUNTERSUNK BOLT GRADE 8.8	8
16	GM-M16 W	M16 PLAIN WASHER	8
17	GM-M16 NYLOC	M16 LOCKING NUT	8
18	GM-M10W	M10 PLAIN WASHER	40
19	GM 10-40	M10 040 HEX BOLT 8.8	20
20	GM-M10 NYLOC	M10 LOCKING NUT	20

**GRANGE**  
MACHINERY

GRANGE MACHINERY  
BOGGLE LANE,  
HULL. HU11 4PT.

DO NOT SCALE DRAWING	REVISION
TITLE: LDL 4 F PACKER ASSEMBLY LEFT	
DWG NO: GRA29	A3
SCALE: 1:50	SHEET 1 OF 1

# GRA30 – LDL 4 F PACKER ASSEMBLY RIGHT



ITEM NO.	PART NUMBER	DESCRIPTION	QTY.
1	GR1650	LDL4 RIGHT WING PACKER FRAME	1
2	GR933	PACKER ARM BUSH 1	2
3	GR934	PACKER ARM BUSH 1	2
4	GR935	PACKER ARM OUTER WASHER	2
5	GM-SPR 2M	2M SHOULDER PRESS ROLLER	1
6	GM-SPR SCRAPER TOP	LDL - SCRAPER TOP	10
7	GM-SPR SCRAPER BOTTOM	LDL - SCRAPER BOTTOM (HANGER)	10
8	GM-90X90UB	M12X90 U BOLT	20
9	GM-M12 W	GM-M12/W	40
10	GM-M12 NYLOC	M12 LOCKING NUT	40
11	GM 30-100	M30X100 BOLT	2
12	GM-M30 NYLOC	M30 LOCKING NUT	2
13	GM-M30 W	M30 PLAIN WASHER	2
14	GM -UCF 210	50MM FLANGE BEARING	2
15	GM 16-60-CSNK	M16 COUNTERSUNK BOLT GRADE 8.8	8
16	GM-M16 W	M16 PLAIN WASHER	8
17	GM-M16 NYLOC	M16 LOCKING NUT	8
18	GM-M10W	M10 PLAIN WASHER	40
19	GM 10-40	M10 040 HEX BOLT 8.8	20
20	GM-M10 NYLOC	M10 LOCKING NUT	20

**GRANGE**  
MACHINERY

GRANGE MACHINERY  
BOGGLE LANE,  
HULL, HU11 4PT.

DO NOT SCALE DRAWING      REVISION

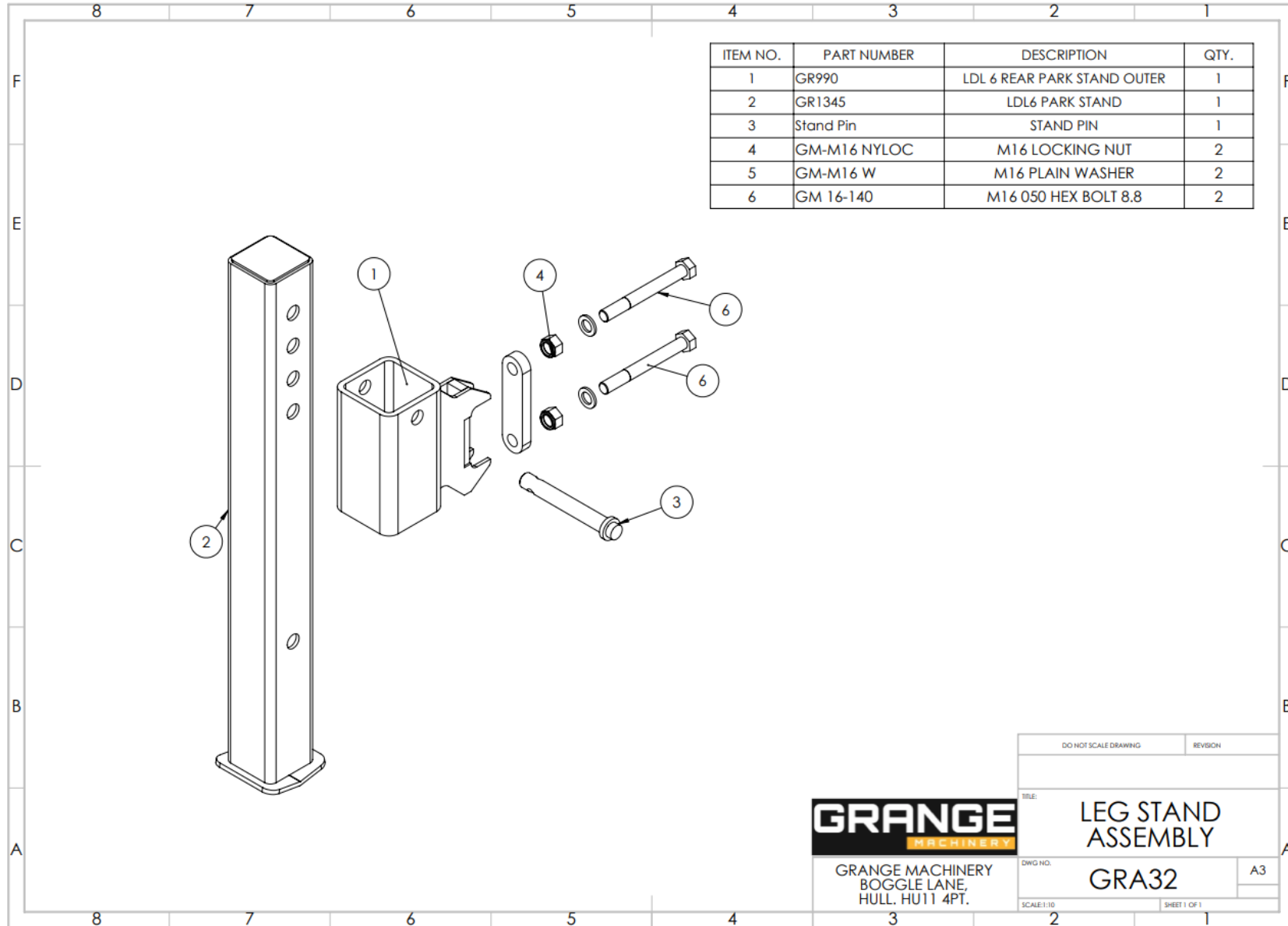
TITLE: **LDL 4 F PACKER ASSEMBLY RIGHT**

DWG NO: **GRA30**      A3

SCALE: 1:50      SHEET 1 OF 1



# GRA32 – LEG STAND ASSEMBLY

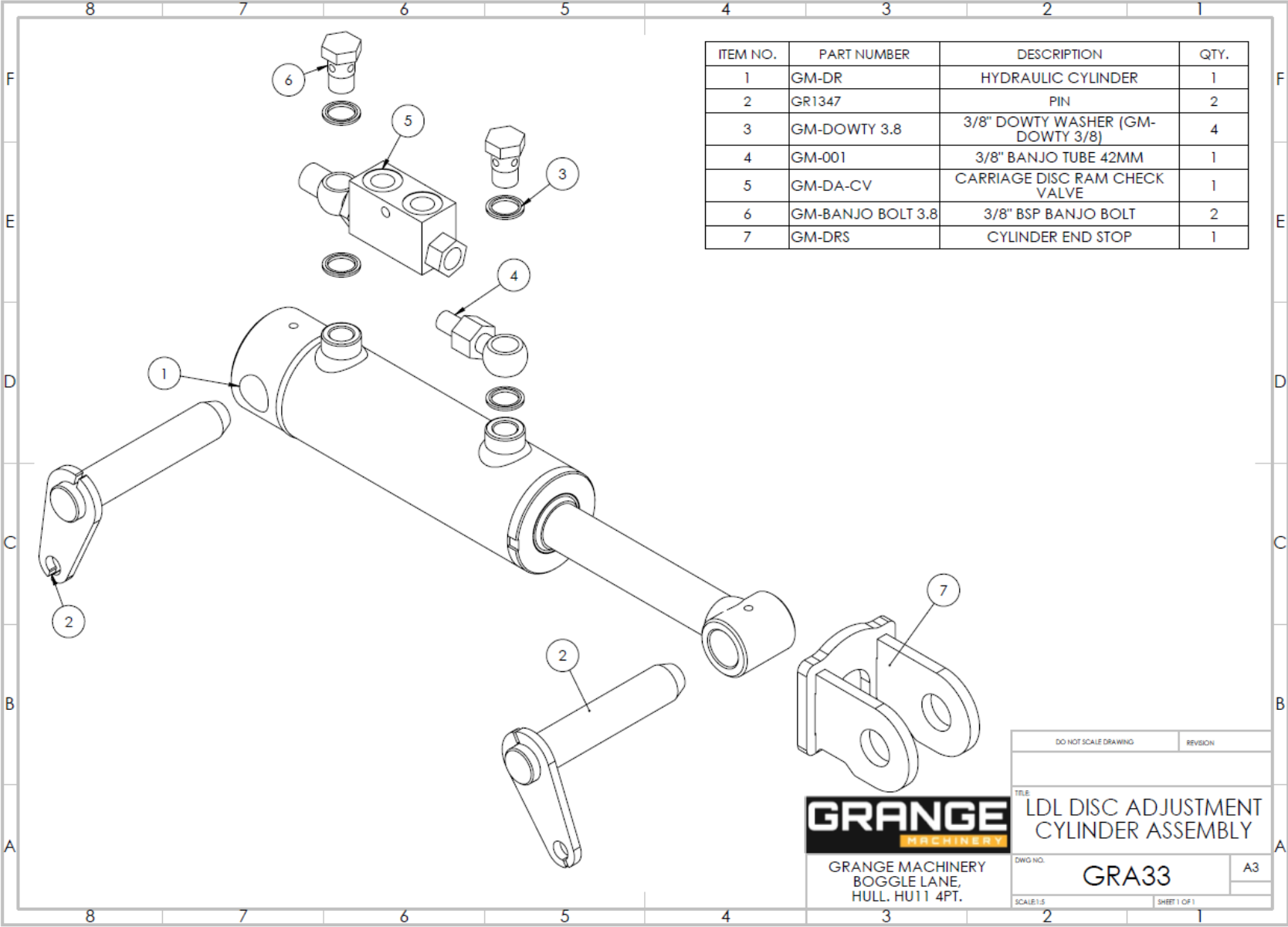


**GRANGE**  
MACHINERY

GRANGE MACHINERY  
BOGGLE LANE,  
HULL. HU11 4PT.

DO NOT SCALE DRAWING	REVISION
TITLE: <b>LEG STAND ASSEMBLY</b>	
DWG NO: <b>GRA32</b>	A3
SCALE:1:10	SHEET 1 OF 1

# GRA33 – LDL DISC ADJUSTMENT CYLINDER ASSEMBLY



# GRA34 – LDL 5 PACKER ASSEMBLY LEFT

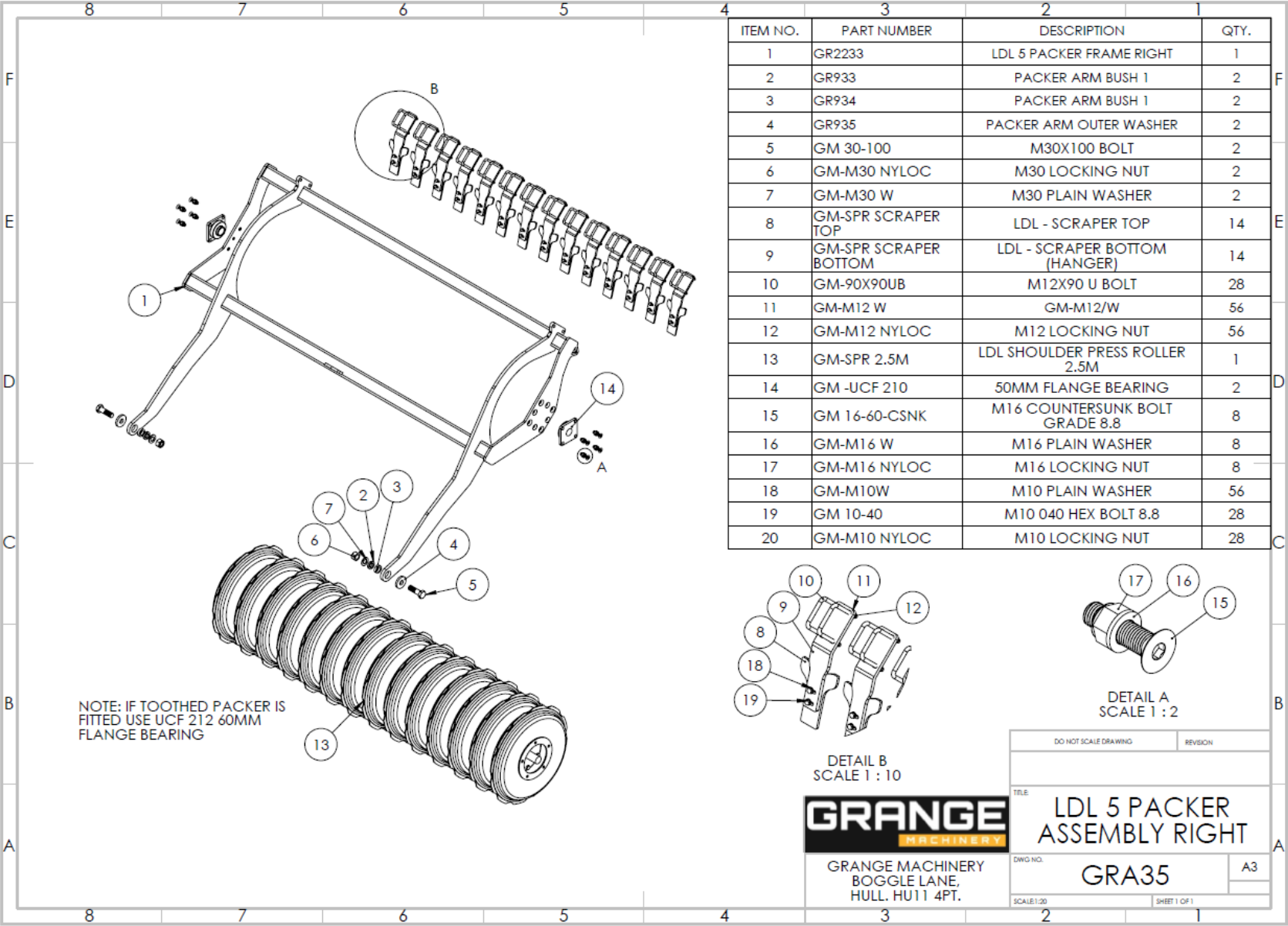
NOTE: IF TOOTHED PACKER IS FITTED USE UCF212 60MM FLANGE BEARING

ITEM NO.	PART NUMBER	DESCRIPTION	QTY.
1	GR2227	LDL 5 PACKER FRAME LEFT	1
2	GR933	PACKER ARM BUSH 1	2
3	GR934	PACKER ARM BUSH 1	2
4	GR935	PACKER ARM OUTER WASHER	2
5	GM 30-100	M30X100 BOLT	2
6	GM-M30 NYLOC	M30 LOCKING NUT	2
7	GM-M30 W	M30 PLAIN WASHER	2
8	GM-SPR SCRAPER TOP	LDL - SCRAPER TOP	13
9	GM-SPR SCRAPER BOTTOM (HANGER)	LDL - SCRAPER BOTTOM (HANGER)	13
10	GM-90X90UB	M12X90 U BOLT	26
11	GM-M12 W	GM-M12/W	52
12	GM-M12 NYLOC	M12 LOCKING NUT	52
13	GM-SPR 2.5M	LDL SHOULDER PRESS ROLLER 2.5M	1
14	GM -UCF 210	50MM FLANGE BEARING	2
15	GM 16-60-CSNK	M16 COUNTERSUNK BOLT GRADE 8.8	8
16	GM-M16 W	M16 PLAIN WASHER	8
17	GM-M16 NYLOC	M16 LOCKING NUT	8
18	GM-M10W	M10 PLAIN WASHER	52
19	GM 10-40	M10 040 HEX BOLT 8.8	26
20	GM-M10 NYLOC	M10 LOCKING NUT	26

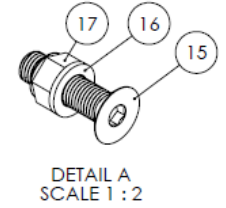
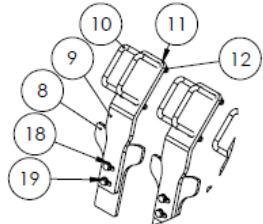
**GRANGE** MACHINERY  
GRANGE MACHINERY  
BOGGLE LANE,  
HULL. HU11 4PT.

LDL 5 PACKER ASSEMBLY LEFT  
GRA34  
A3  
SHEET 1 OF 1

# GRA35 – LDL 5 PACKER ASSEMBLY RIGHT



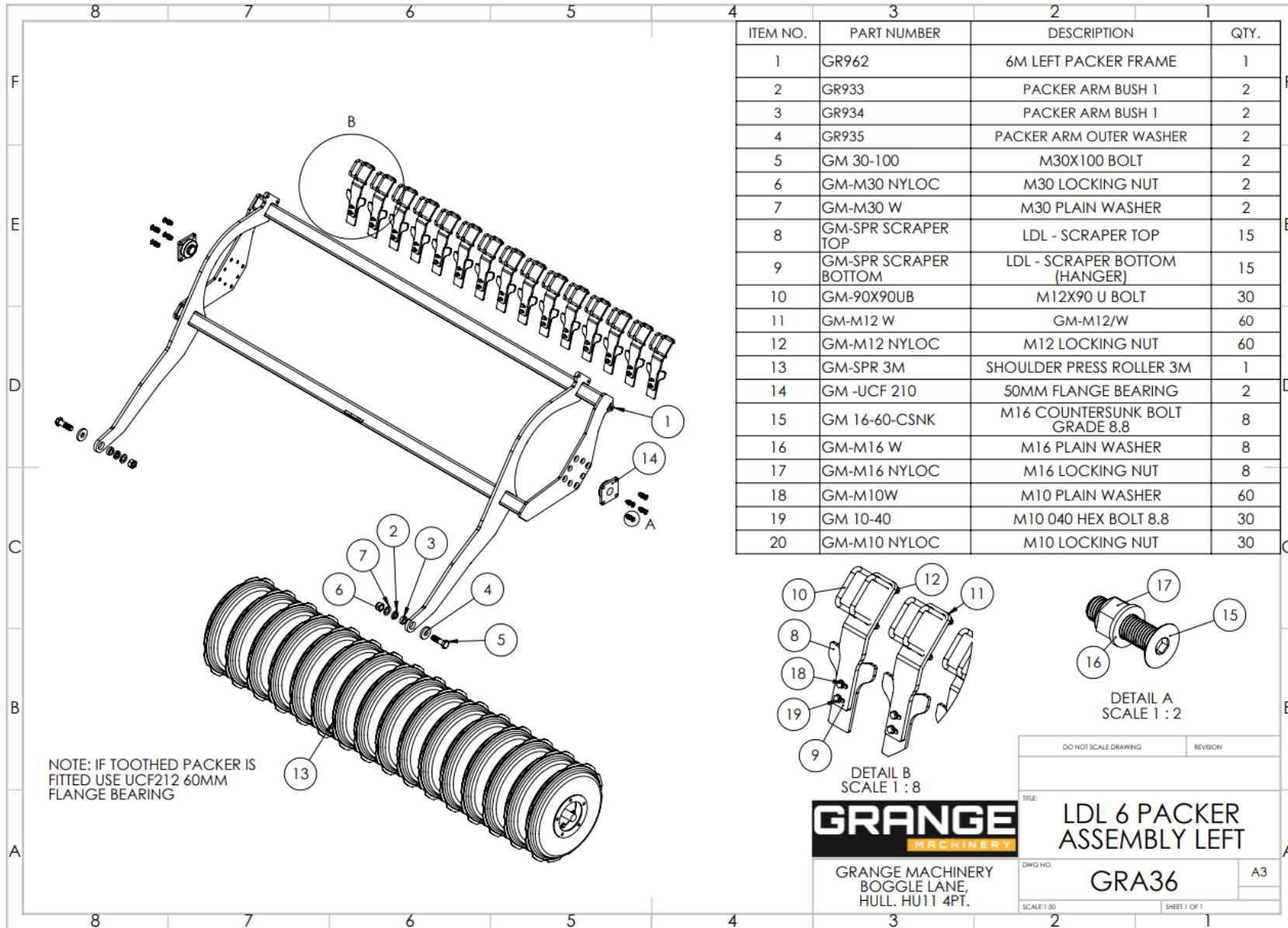
ITEM NO.	PART NUMBER	DESCRIPTION	QTY.
1	GR2233	LDL 5 PACKER FRAME RIGHT	1
2	GR933	PACKER ARM BUSH 1	2
3	GR934	PACKER ARM BUSH 1	2
4	GR935	PACKER ARM OUTER WASHER	2
5	GM 30-100	M30X100 BOLT	2
6	GM-M30 NYLOC	M30 LOCKING NUT	2
7	GM-M30 W	M30 PLAIN WASHER	2
8	GM-SPR SCRAPER TOP	LDL - SCRAPER TOP	14
9	GM-SPR SCRAPER BOTTOM	LDL - SCRAPER BOTTOM (HANGER)	14
10	GM-90X90UB	M12X90 U BOLT	28
11	GM-M12 W	GM-M12/W	56
12	GM-M12 NYLOC	M12 LOCKING NUT	56
13	GM-SPR 2.5M	LDL SHOULDER PRESS ROLLER 2.5M	1
14	GM -UCF 210	50MM FLANGE BEARING	2
15	GM 16-60-CSNK	M16 COUNTERSUNK BOLT GRADE 8.8	8
16	GM-M16 W	M16 PLAIN WASHER	8
17	GM-M16 NYLOC	M16 LOCKING NUT	8
18	GM-M10W	M10 PLAIN WASHER	56
19	GM 10-40	M10 040 HEX BOLT 8.8	28
20	GM-M10 NYLOC	M10 LOCKING NUT	28



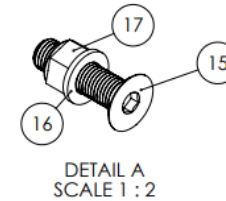
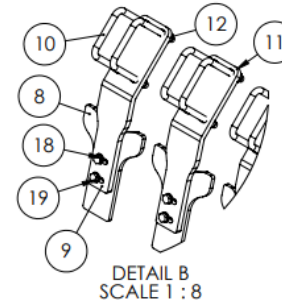
GRANGE MACHINERY  
BOGGLE LANE,  
HULL. HU11 4PT.

DO NOT SCALE DRAWING	REVISION
TITLE <b>LDL 5 PACKER ASSEMBLY RIGHT</b>	
DWG NO. <b>GRA35</b>	A3
SCALE: 1:20	SHEET 1 OF 1

# GRA36 – LDL 6 PACKER ASSEMBLY LEFT



ITEM NO.	PART NUMBER	DESCRIPTION	QTY.
1	GR962	6M LEFT PACKER FRAME	1
2	GR933	PACKER ARM BUSH 1	2
3	GR934	PACKER ARM BUSH 1	2
4	GR935	PACKER ARM OUTER WASHER	2
5	GM 30-100	M30X100 BOLT	2
6	GM-M30 NYLOC	M30 LOCKING NUT	2
7	GM-M30 W	M30 PLAIN WASHER	2
8	GM-SPR SCRAPER TOP	LDL - SCRAPER TOP	15
9	GM-SPR SCRAPER BOTTOM	LDL - SCRAPER BOTTOM (HANGER)	15
10	GM-90X90UB	M12X90 U BOLT	30
11	GM-M12 W	GM-M12/W	60
12	GM-M12 NYLOC	M12 LOCKING NUT	60
13	GM-SPR 3M	SHOULDER PRESS ROLLER 3M	1
14	GM -UCF 210	50MM FLANGE BEARING	2
15	GM 16-60-CSNK	M16 COUNTERSUNK BOLT GRADE 8.8	8
16	GM-M16 W	M16 PLAIN WASHER	8
17	GM-M16 NYLOC	M16 LOCKING NUT	8
18	GM-M10W	M10 PLAIN WASHER	60
19	GM 10-40	M10 040 HEX BOLT 8.8	30
20	GM-M10 NYLOC	M10 LOCKING NUT	30



**GRANGE**  
MACHINERY

GRANGE MACHINERY  
BOGGLE LANE,  
HULL. HU11 4PT.

DO NOT SCALE DRAWING	REVISION
TITLE: <b>LDL 6 PACKER ASSEMBLY LEFT</b>	
DWG NO. <b>GRA36</b>	A3
SCALE:1:50	SHEET 1 OF 1

# GRA37 – LDL 6 PACKER ASSEMBLY RIGHT

ITEM NO.	PART NUMBER	DESCRIPTION	QTY.
1	GR961	6M RIGHT PACKER FRAME	1
2	GR933	PACKER ARM BUSH 1	2
3	GR934	PACKER ARM BUSH 1	2
4	GR935	PACKER ARM OUTER WASHER	2
5	GM 30-100	M30X100 BOLT	2
6	GM-M30 NYLOC	M30 LOCKING NUT	2
7	GM-M30 W	M30 PLAIN WASHER	2
8	GM-SPR SCRAPER TOP	LDL - SCRAPER TOP	15
9	GM-SPR SCRAPER BOTTOM	LDL - SCRAPER BOTTOM (HANGER)	15
10	GM-90X90UB	M12X90 U BOLT	30
11	GM-M12 W	GM-M12/W	60
12	GM-M12 NYLOC	M12 LOCKING NUT	60
13	GM-SPR 3M	SHOULDER PRESS ROLLER 3M	1
14	GM -UCF 210	50MM FLANGE BEARING	2
15	GM 16-60-CSNK	M16 COUNTERSUNK BOLT GRADE 8.8	8
16	GM-M16 W	M16 PLAIN WASHER	8
17	GM-M16 NYLOC	M16 LOCKING NUT	8
18	GM-M10W	M10 PLAIN WASHER	60
19	GM 10-40	M10 040 HEX BOLT 8.8	30
20	GM-M10 NYLOC	M10 LOCKING NUT	30

NOTE:  
IF TOOTHED PACKER ROLLER IS FITTED, USE UCF212 (60MM FLANGE BEARING).

DETAIL B  
SCALE 1 : 8

GRANGE MACHINERY  
BOGGLE LANE,  
HULL, HU11 4PT.

DETAIL A  
SCALE 1 : 2

DO NOT SCALE DRAWING      REVISION

---

TITLE: **LDL 6 PACKER ASSEMBLY RIGHT**

DWG NO: **GRA37**      A3

SCALE: 1:30      SHEET 1 OF 1

# GRA38 – STANDARD AR HD LEG ASSEMBLY

OTHER POINTS ARE AVAILABLE:-  
NTP - NARROW 40MM WING EACH SIDE.  
WTP - WIDE 80MM WING EACH SIDE.

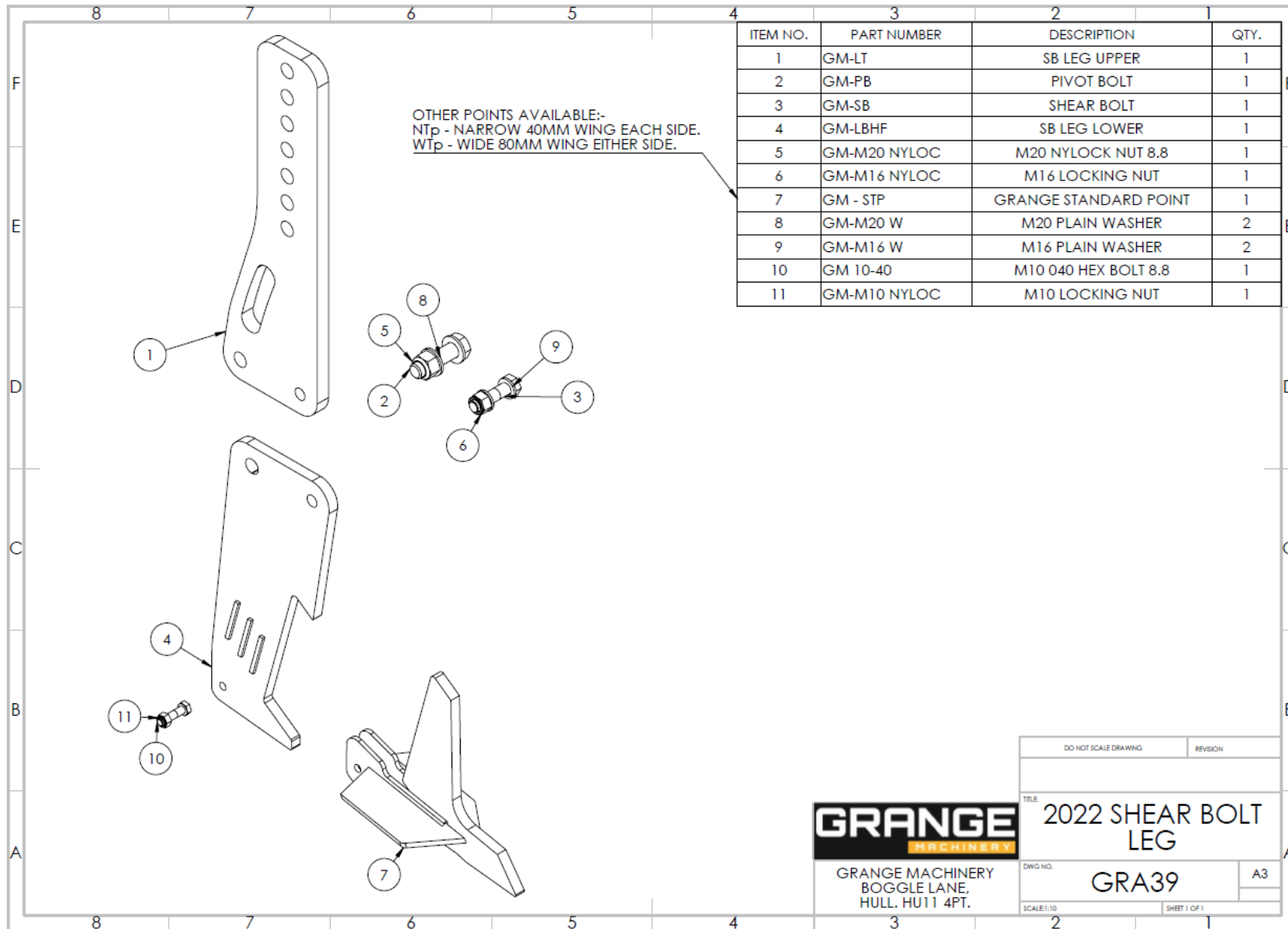
ITEM NO.	PART NUMBER	DESCRIPTION	QTY.
1	GM-ARLBHD	AR LEG BOTTOM	1
2	GM - STP	GRANGE STANDARD POINT	1
3	GM-M20 W	M20 PLAIN WASHER	2
4	GM-M20 NYLOC	M20 NYLOCK NUT 8.8	1
5	GM 20-90	M20 X 90 HEX 8.8	1
6	GM-ARBP	DIA 22 X 76 TABBED PIN	1
7	GM-ARTP	DIA 22 X 104 TABBED PIN	1
8	GM-ARLTHD	AUTO RESET LEG TOP	1
9	GM-TB262030	20X26X30 SPRING TENSION BUSH	2
10	GM-M10 NYLOC	M10 LOCKING NUT	3
11	GM 10-40	M10 040 HEX BOLT 8.8	3
12	GM-M10W	M10 PLAIN WASHER	4
13	GM-AR22	GM - AUTO RESET CYLINDER	1
14	GM-M14 W	M14 PLAIN WASHER	2
15	GM-M14 NYLOC	M14 NYLOC NUT	1
16	GM 14-70	M14 X 70 HEX	1

**GRANGE**  
MACHINERY

GRANGE MACHINERY  
BOGGLE LANE,  
HULL. HU11 4PT.

DO NOT SCALE DRAWING	REVISION
TITLE: STANDARD AR HD LEG ASSEMBLY	
DWG NO. GRA38	A3
SCALE: 1:50	SHEET 1 OF 1

# GRA39 – 2022 SHEAR BOLT LEG



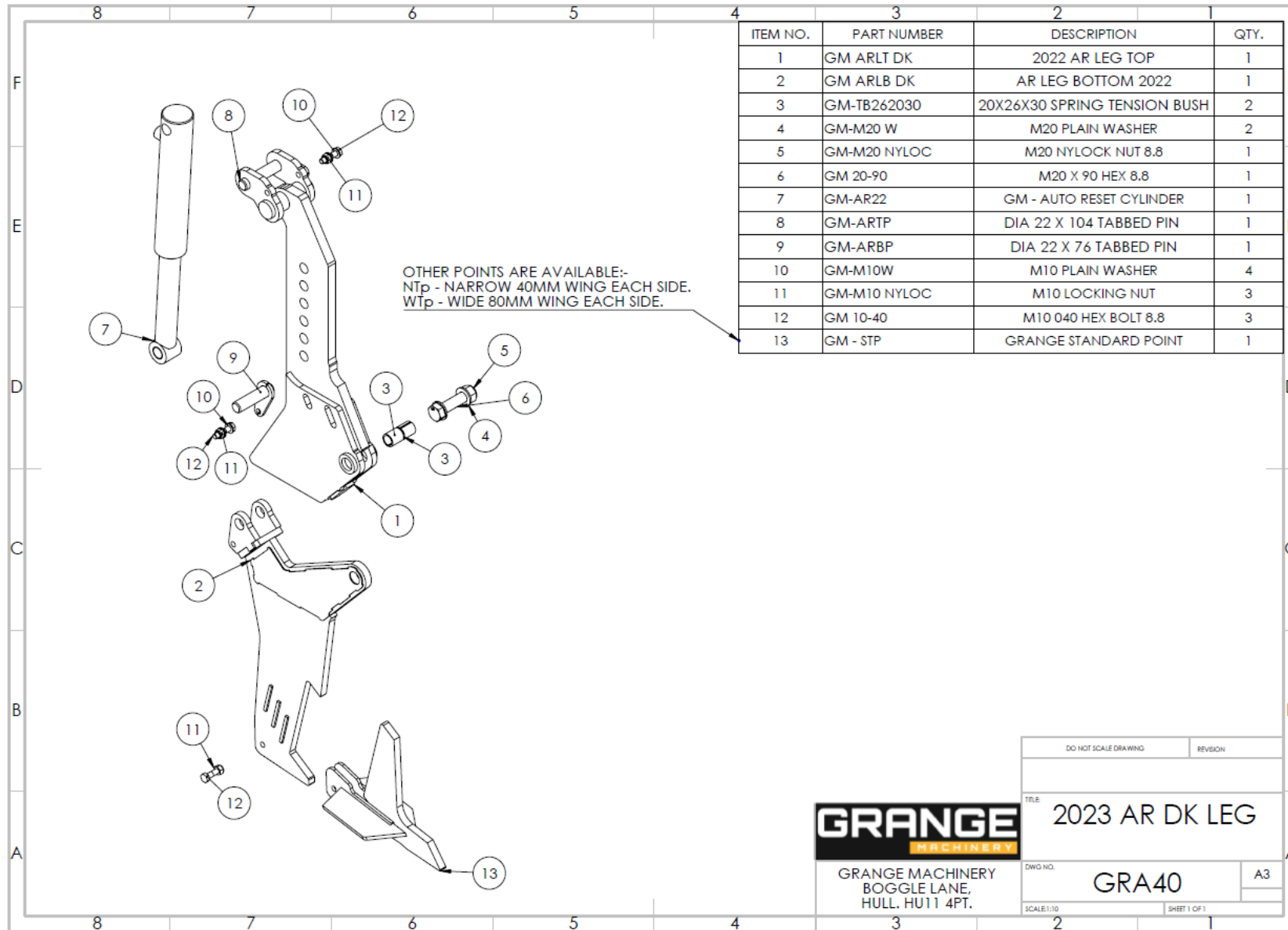
**GRANGE**  
MACHINERY

GRANGE MACHINERY  
 BOGGLE LANE,  
 HULL. HU11 4PT.

DO NOT SCALE DRAWING	REVISION
TITLE	
2022 SHEAR BOLT LEG	
DWG NO.	A3
SCALE:1:30	SHEET 1 OF 1



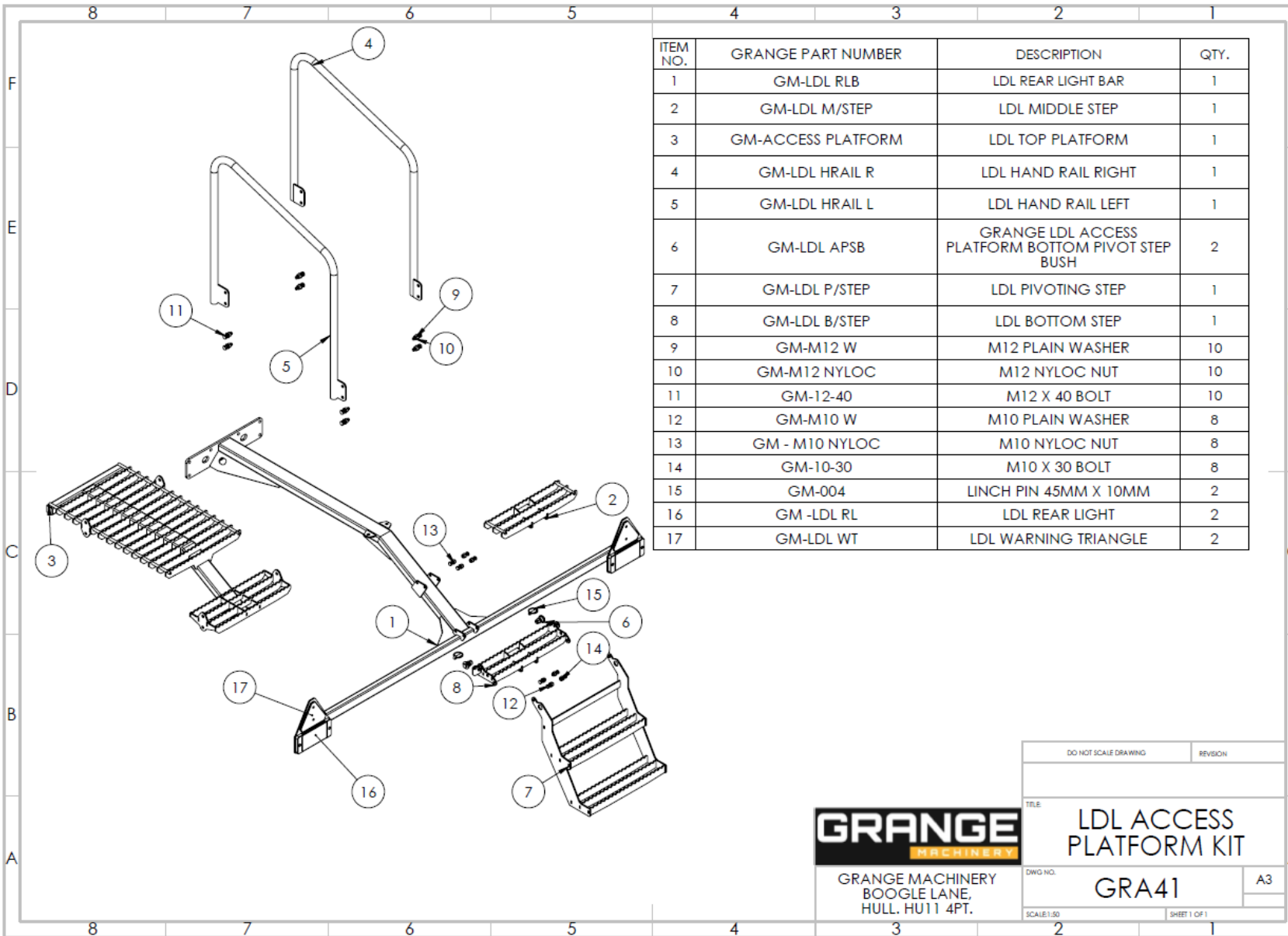
# GRA40 – 2023 AR DK LEG



GRANGE MACHINERY  
 BOGGLE LANE,  
 HULL, HU11 4PT.

DO NOT SCALE DRAWING	REVISION
TITLE: 2023 AR DK LEG	
DWG NO.: GRA40	A3
SCALE: 1:10	SHEET 1 OF 1

# GRA41 – LDL ACCESS PLATFORM KIT

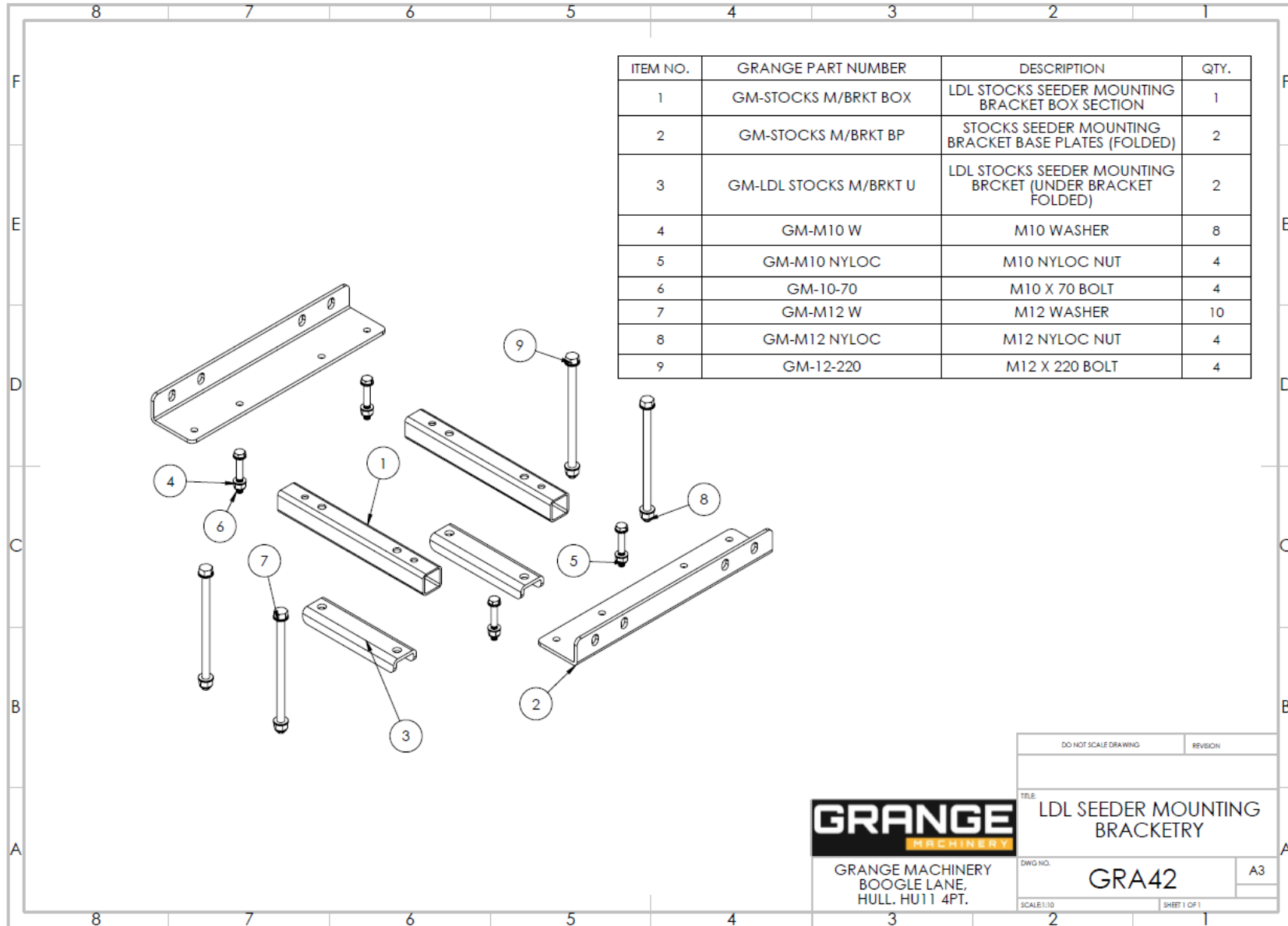


**GRANGE**  
MACHINERY

GRANGE MACHINERY  
BOOGLE LANE,  
HULL. HU11 4PT.

DO NOT SCALE DRAWING	REVISION
TITLE	
LDL ACCESS PLATFORM KIT	
DWG NO.	A3
SCALE:1:30	SHEET 1 OF 1

# GRA42 – LDL SEEDER MOUNTING BRACKETRY



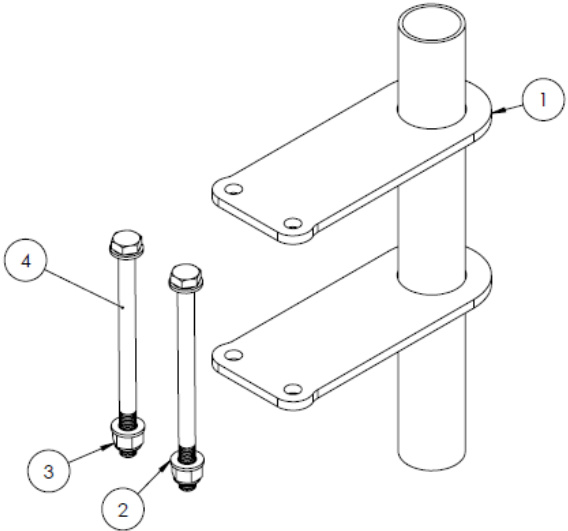
**GRANGE**  
MACHINERY

GRANGE MACHINERY  
BOOGLE LANE,  
HULL. HU11 4PT.

DO NOT SCALE DRAWING	REVISION
TITLE: LDL SEEDER MOUNTING BRACKETRY	
DWG NO. <b>GRA42</b>	A3
SCALE:1:10	SHEET 1 OF 1

# GRA43 – SINGLE SEEDER OUTLET

ITEM NO.	GRANGE PART NUMBER	DESCRIPTION	QTY.
1	GM-SO BKT	SINGLE SEED OUTLET BRACKET (90MM OPENING) INCL. FIXINGS	1
2	GM-M8 W	M8 WASHER	4
3	GM-M8 NYLOC NUT	M8 NYLOC NUT	2
4	GM-8-120	M8 X 120 BOLT	2

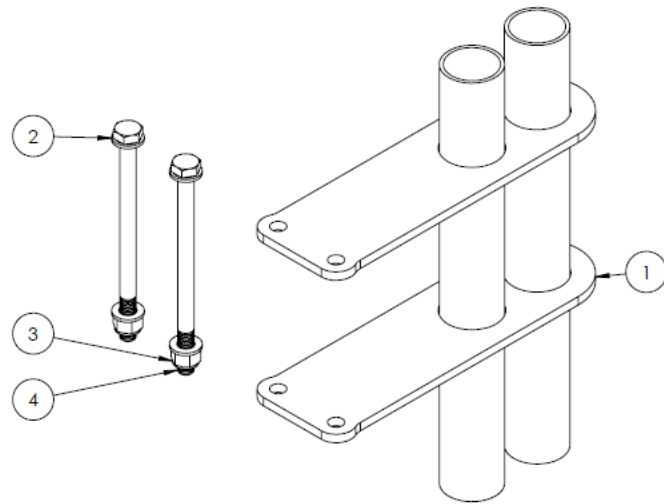


GRANGE MACHINERY  
BOOGLE LANE,  
HULL. HU11 4PT.

DO NOT SCALE DRAWING	REVISION
TITLE <b>SINGLE SEEDER OUTLET</b>	
DWG NO. <b>GRA43</b>	A3
SCALE:1:5	SHEET 1 OF 1

# GRA44 – TWIN SEEDER OUTLET

ITEM NO.	GRANGE PART NUMBER	DESCRIPTION	QTY.
1	GM-SO TWIN BKT	TWIN SEED OUTLET BRACKET (90MM OPENING) INC FIXINGS	1
2	GM-M8 W	M8 WASHER	4
3	GM-M8 NYLOC	M8 NYLOC NUT	2
4	GM-8-120	M8 X 120 BOLT	2



**GRANGE**  
MACHINERY

GRANGE MACHINERY  
BOOGLE LANE,  
HULL. HU11 4PT.

DO NOT SCALE DRAWING	REVISION
TITLE: TWIN SEEDER OUTLET	
DWG NO. GRA44	A3
SCALE:1:5	SHEET 1 OF 1