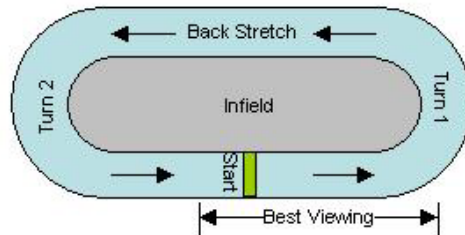


🕒 Race Timing & Start



- **5-Minute Gun:** Engines warm up and drivers make timing runs.
- **1-Minute Gun:** Drivers position themselves for the flying start.
 - * Drivers must hold their lanes, typically near the exit of turn one.
- **Flying Start:** Aim to hit the starting line at full speed as the clock hits zero.

The Flying Start

- Up to 12 boats race side by side across the starting line at full speed.
- The course is marked with:
 - Large orange buoys for turns.
 - Two checkered buoys marking the start line.
- Drivers must time their approach to cross the start line exactly when the countdown clock hits zero.
- Each driver must maintain their assigned lane through the front straightaway and into Turn 1.
- Spectators should aim for a clear view of Turn 1 to catch the best moments of the race.

📍 Where to Sit

- **Best view:** Straightaway near the starting line and Turn 1.
 - * Turn 1 is where the most intense and exciting action typically occurs.
- Consider shade, sun position, and wind direction for comfort.
- Visit vendor booths during downtime!

Spectator Etiquette


- Be friendly and respectful.
- No profanity, throwing objects, or disruptive behavior.
- Keep children safe and away from the water's edge

Understanding the Course

Course Length	Laps
1 2/3 Mile	3
1 1/2 Mile	4
1 Mile	5

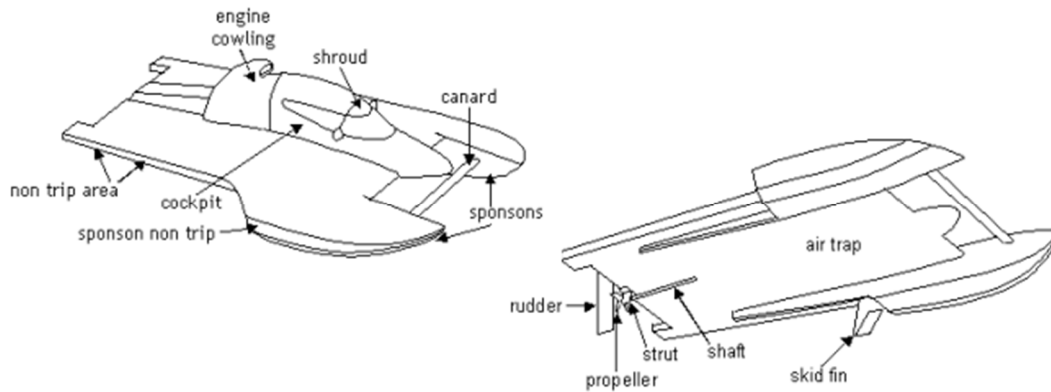
- Just like in other motorsports, the inside lane is the most sought-after, as it offers the **shortest path around the course**.
- While the **race distance is 5 miles**, the **course layout and size may vary**.
- All **inside buoys** must be passed on the **driver's left side**.
- If a driver **jumps the start**, they may not be notified until **during or after the race**.
- **No 1-minute penalty** is issued for jumping the start.

Flag Signals (APBA)



- **Green Flag (Pre-Start):** Displayed between the 5-minute and 1-minute marks before the race begins.
- **Green Flag (During Race):** Displayed while the race is in progress, except during the final lap.
- **White Flag (Pre-Start):** Displayed between the 1-minute mark and the official race start.
- **White Flag (Final Lap):** Displayed when the race leader begins the last lap.
- **Red Flag:** All racers must stop immediately. Stay alert and watch for further instructions.
- **Blue and White Flag:** Caution—there are issues on the racecourse. Racers should proceed carefully.
- **Black Flag:** The course is closed. All racers must return to the pits.
- **Checkered Flag:** Race Finish

Anatomy of a Hydroplane



- **Key parts:** Engine cowling, cockpit, canard, sponsons, skid fin, rudder, propeller, shaft, air trap.
- Boats use a 3-point suspension: two sponsons and the propeller.

Inboard Hydroplane Classes

- Boats labeled by class (e.g., Y, T, S, A, E, NM, GNH, GP).
 - **Y – 1.0 Liter Modified**
 - **T – 1.5 Liter Stock**
 - **S – 2.5 Liter Stock**
 - **A – 2.5 Liter Modified**
 - **E – 5.0 Liter Stock**
 - **NM – National Modified (6.0 Liter Modified)**
 - **GNH – Grand National Hydro (7.0 Liter Stock)**
 - **GP – Grand Prix**
- Classes vary by **engine type, speed, and boat dimensions.** – Check our ‘Teams’
- Speeds range from 95 MPH (T class) to 160+ MPH (GP class).