

# INSPIRED

DINING BY CANADEL

07 ISSUE  
2021

Stunning  
and Unique  
Dining Rooms







**For the *love*  
of entertaining**

*Champlain*



A photograph of a dining room featuring a large, dark wood dining table with ornate legs. Several yellow upholstered chairs with dark wood frames are arranged around the table. The table is set with plates, glasses of orange juice, and a small vase of white flowers. A large, multi-paned window in the background offers a view of a lush green forest. A modern, dark wood chandelier hangs above the table. The floor is covered with a light-colored, patterned rug.

*Make  
Every Meal  
an Elegant  
Affair*

canadel  
COLLECTION



# INSPIRED

DINING BY CANADEL

07 ISSUE  
2021

## 10 keeping it in the family

How the Deveault family created a successful business

## 12 optimistic vibes

Keep up with trends by adding the new Pantone Colors of the Year 2021 to your home

## 14 brighten your day

Bring a touch of joy to your kitchen

## 16 splash of color

Add colorful elements for a total wow factor

## 18 fresh foliage

Botanical prints and hues for peacefulness in your home

## 22 home office

Working from home has never felt so good

## 26 majestic landscape

How to decorate a dining room with a view

## 30 charming charlevoix

Explore this iconic region through must-sees and dos!

## 34 perfect recipe

Handmade granola for the perfect breakfast—and dessert!

## 36 always in style

How to use balance for a timeless decor

## 42 modern touch of gold

Simplicity, glamour and sophistication are the keywords to our newest line

## 48 scandinavian retreat

Never go out of style by adopting this Nordic aesthetic

## 54 serenity at home

The Danish style we can't live without



CREATIVE DIRECTOR  
Marie-Christine Deveault

MARKETING DIRECTOR  
Lyne Dutil

MARKETING COORDINATOR  
Alexandra Raymond

DESIGNERS  
Denis Charest, Richard Gingras

LEAD 3D ARTIST  
Jean-François Giroux

PUBLISHER  
maison1608.com

VICE PRESIDENT,  
SALES AND MARKETING, SOLISCO  
FOUNDER, MAISON 1608 BY SOLISCO  
Anne-Marie Boissonnault

EDITORIAL

CONTENT MANAGER  
Anne-Laurence Jean

CREATIVE WRITERS  
Diane Laberge, Lisa van de Geyn

TRANSLATION  
Katherine Akerley

COPY EDITING  
Elizabeth West

CONTRIBUTORS  
Karine-Ève Crochetière  
Anick Lamothe

ART

ART DIRECTOR  
Julie Boulanger

GRAPHIC DESIGNERS  
Laura Doherty  
Audrey Geoffroy-Plante  
Gabrielle Gagnon

PHOTOGRAPHY  
André-Olivier Lyra, André Rider

SET DESIGN  
Stéphanie Renière

PRODUCTION

CUSTOMER SERVICE MANAGER  
Jennifer Campbell

PRODUCTION MANAGER  
Kathleen Forcier

BUSINESS DEVELOPMENT MANAGER  
Marie-Andrée Parent

PRINTED IN CANADA BY SOLISCO  
Maison 1608 by Solisco takes all possible precautions to ensure factual accuracy in its pages. It is not responsible for errors in the information published. All reproduction, in full or in part, is forbidden without the written permission of Maison 1608 by Solisco. The opinions expressed in this magazine are those of the writers and do not necessarily represent the opinions of the publisher or Canadel.

Copyright © Maison 1608, 2021.

MAISON 1608  
BY SOLISCO

KEEP IT RUSTIC,  
KEEP IT SLEEK.

EAST SIDE





PHOTOGRAPHY: ANDRÉ RIDER



# Happynest

9

In the past year, most of us have experienced “life at home” like never before! How important our little nests have become. We felt the need to get even more comfortable in our homes. If some positive has come out of these unprecedented times, it’s the fact that family members got closer as the world slowed down.

We see life differently now, but some things remain the same; our kitchens and dining rooms are—and always will be—the heart of the home. Instead of having dinner parties, we have rediscovered the joys of intimate family dinners, done all the craft ideas we had pinned on our Pinterest boards, and baked tasty goodies for our neighbors. We enjoyed trying new recipes and decorating cookies with rainbow icing.

As I wait for the world to adjust and find its new rhythm, I intend to make my house much more than a home by adding a splash of color or fresh foliage to add a little happiness to my home. Regardless of what’s to come, I simply want to create a comfy haven and focus on all the good that has come from this season, from seeing my kid’s smile while cooking a delicious cake to all our funny faces during video calls.

“Canadel has always been a big family and more than ever we are extremely grateful for our 600 teammates, who work their magic to handcraft the most beautiful dining furniture.”

And when we finally find our new normal, I intend to keep enjoying this slower way of life. And when the time comes, I will invite people in and celebrate life with my loved ones in my happy nest.

*Marie-Christine*

**Marie-Christine Deveau**  
Creative Director





# Keeping It in the Family

As Canadel approaches a major milestone in 2022, the Deveaults are poised to continue growing their family business, and they're looking forward to designing and manufacturing even more of the stunning custom furniture clients have come to expect from the company.

WORDS BY LISA VAN DE GEYN

PHOTOS ANDRÉ RIDER, ANDRÉ-OLIVIER LYRA

10

You can definitely say it runs in the family—furniture is in the Deveaults' blood. In the nearly 40 years since the company's inception, Canadel has been a labor of love for the Deveault family—especially for the brothers Guy Deveault, Canadel's chief executive officer, and Michel Deveault, Canadel's president. The brothers come by the business honestly; they grew up in the furniture business—their father ran a furniture factory. When Guy was a boy in

school, he spent many summers working alongside his dad, absorbing everything his father did and said about how the industry worked and how to run a successful company. "I did a bit of everything there," he says. "I started in the shop and worked my way up to foreman." It wasn't long before his brother Michel decided it was time for him to follow in Guy's and his father's footsteps and also joined the company. The rest, as they say, is history.

In the last three decades, the Deveault brothers have witnessed a revolution in their industry. Since the company's start back in 1982, the two have seen a major difference in the world of conceptualizing, designing, and manufacturing furniture. Styles and trends in design have certainly changed, as have the materials that are now used. These days, there are more efficient manufacturing practices, new technologies, new ways to distribute products, and even



From left, Guy, André and Michel Deveault.

differences in how customers shop and what they're looking for when making a big purchase for their homes. Even though much has changed, Guy, Michel, and Canadel's more than 600 employees who make up the company and work for the family have always ensured the quality of Canadel's products has remained consistent: they continue to produce unparalleled dining furniture; there's integrity in their work and environmentally friendly processes; the Deveaults care for and respect their employees; and their business practices with suppliers and customers have remained reputable and unwavering.

Truly a family enterprise, Guy and Michel weren't the only Deveault children to follow in their father's footsteps. In fact, the next generation has now entered the business—Guy's daughter and Michel's sons have joined Canadel. Marie-Christine is the creative director and she's responsible for marketing and design coordination. She says her goal is to inspire people and share her love for the heart of the home, the kitchen. She ensures Canadel always looks its very best. Michel's son

Jean-Philippe is in charge of after-sales service and Canadel's Signature Program. Timoty has recently followed in his brother's footsteps, working as a customer service agent. They work closely with their cousin to ensure their family's legacy remains steadfast. "Everyone is so passionate here," Marie-Christine says about the company's employees. "Whether they work in the factory or the office, everything runs like clockwork." Of course, this didn't just happen by chance—the Deveaults have worked diligently for nearly 40 years to perfect all aspects of their business.

With such incomparable growth each year, Canadel will continue to flourish as it soon enters another decade of service and quality. The company's innovative designers work hard to introduce new collections and lines; their plant is equipped with the most state-of-the-art machinery; and their loyal employees (almost half have been with the company for more than 10 years, and some more than 20 years) continue to provide top-notch products and customer service. As for the Deveaults, their connection—both at the office and at home—remains as strong as the furniture they build. **C**



*Did you know*

# 46%

OF CANADEL'S TEAM  
HAS BEEN WITH  
THE COMPANY MORE  
THAN 10 YEARS?



# OPTIMISTIC VIBES FOR 2021

PANTONE COLORS  
OF THE YEAR 2021



12

In 2020, Pantone Classic Blue reigned supreme when it came to what was hot in the year's design and decor offerings. But when we rang in the new year, we also welcomed in a new Pantone Color of the Year—and this year, we got lucky, with Pantone releasing not one but two sublime hues. And we must admit—these shades aren't only perfect when used alone, they're brilliant when paired together. You will want to incorporate these approachable, soft, soothing shades into your decor, and the good news is, there are many ways to do it.

Ultimate Gray and Illuminating—a warm neutral gray and a sunshine yellow—are meant to exude feelings of positivity and perseverance. The gray has a concrete-like look that makes Illuminating—a sunny, optimistic yellow—pop. The great news about Pantone selecting a duo

of colors as their focus for the year is that there are so many places in the home where you can pair the hues.


Start in the kitchen with gray-and-yellow tea towels or a runner. If you're looking to make a statement, consider a gray table surrounded by lemon-colored chairs. If your kitchen is gray, with concrete-hued cabinets, why not use yellow to accessorize—pick a window covering with the hue, display yellow dishware in a glassed cabinet, or simply keep a bowl of lemons on your countertop. In your main living room or den, you don't have to buy all new furnishings to give the colors of the year a try. Because these kinds of trends come and go, don't be afraid to bring in yellow in small ways. For example, add sunny throw pillows or a blanket to your gray couch, bring the colors in with a new area rug, wall art, vases as well as other

cute accessories to see if you really love the gray-and-yellow combination. In the bedroom, go for a cozy feel by layering your linens—try a new luxe duvet cover, sheets, and plush pillows in the shades. The bathroom can also be transformed to include these shades. Paint the room gray and use yellow for your hand towels, accessories, and bath rugs.

If you want a versatile look for your exterior and your home is a neutral gray, go ahead and paint your front door yellow—it's so dramatic and the color will stand out beautifully against the gray and any surrounding white trim. Out in your backyard is the perfect place to really feature Ultimate Gray and Illuminating—try a patio set with gray cushions and use yellow as your accent color. Your yard will pop, and you'll feel warm and sunny even when it's overcast. **C**



YELLOW MAY NOT BE THE FIRST COLOR YOU THINK OF FOR FURNITURE, BUT ITS SUNNY DISPOSITION WILL WARM YOUR HOME.



#### DESIGNER TIP

Yellow and gray is a hot combination of colors that work well with one another. Try it in your dining room for added flair.



#### A MOMENT IN THE SUN

You already know that Canadel has a wide selection of finishes and colors, but did you know you can get warm grays and sunny yellows? These are the perfect hues for upholstering stunning chairs and benches.



Not sure if bright hues are right for your kitchen? There are nearly two dozen colors to choose from when you customize this amazing island from our Gourmet collection.



# Brighten Your Day

Add a little joy to your kitchen workspace with a bright and cheerful island.

**WORDS BY** LISA VAN DE GEYN **PHOTOS** ANDRÉ RIDER  
**STYLIST** STÉPHANIE RENIÈRE



If you're going to be spending significant time in your kitchen—and let's face it, we all do—why not add some flavor to your space with a custom-made island that fits into your room beautifully. With this piece, many personalization options are possible. Take it from us—you'll be filled with cheer when you're working away at this gorgeous island, with its wooden butcher block top, its delightfully lively sunflower yellow shade, and its antique finish. 





You've probably heard that a pop of color can instantly update a space. It's true! Bringing in color in furniture and accessories gives life to a room.

# Splash of Color

There's a reason why design isn't complete without stunning shades and hues: color really adds to every space.

**WORDS BY** LISA VAN DE GEYN  
**PHOTOS** ANDRÉ RIDER  
**STYLIST** STÉPHANIE RENIÈRE



17

You know what they say about color—it brings out the best in design and decor. It's not surprising then that designers try to use a variety of shades when they're working on a space. Not only does color evoke memories, it's inspirational and encourages us to get creative. The color spectrum is full of shades perfect for a spot in your decor, design, and even furniture—from cool blues to fiery reds, there's a place for all of your favorite hues in your home. **C**



# Fresh Foliage

## HOW TO INFUSE BOTANICAL BLISS INTO YOUR HOME

There's nothing like flowers, floral prints, and pastel hues to create a sense of sweet serenity.



*Contrast colors*  
Forest green and soft pink are a spectacular pair.



*Showcase your favorite objects*  
Use a cloche when you're entertaining to house a beautiful spread of cheese and treats.



*Accessorize*  
Fresh flowers and a welcome drink make your guests feel at home. *Santé!*



*Add texture*  
This gorgeous bench would also look sublime upholstered in a fun, pretty botanical print.



Canadel collection, Cognac Washed, Fabric Velvet 9C.



*Stack pieces*  
Place a simple stack of your favorite reads on a console for a comfortable, homey feel.

We love the front entrance of this spacious abode—the wood doors are evocative of a more rustic, farmhouse style, but quite modern at the same time.





# Get More Inspiration Online



You would love to have extra details on our products? Check out the free digital interactive version of our magazine!

Access our *blog* at [blog.canadel.com](http://blog.canadel.com) and subscribe to our monthly newsletter to keep up with the latest trends in the art of dining. Also don't forget to follow us on social media to stay inspired!



timeless  
sophistication

Between modern  
and contemporary

DOWN  
TOWN

Canadel





**SIGNATURE  
PROGRAM**

You can modify the color, finish, fabric, and even the dimensions of some Canadel furniture using our Signature Program. Ready for the office of your dreams?



# Home Office



23

There's something wonderful about having a beautiful, functional place to work from at home—a place that bridges the transition between your desk at the office and your home space. Here's why.

**WORDS BY** LISA VAN DE GEYN **PHOTOS** ANDRÉ RIDER **STYLIST** STÉPHANIE RENIÈRE

When we think about all the time we spend at our offices and how much of our days are taken up by work, you can see how setting up a home office can really add

comfort and reduce stress. And let's add the joy of decorating our office to the list as well! An office we love and where we feel at ease is a great motivation. Loving a

touch a gold? Go for it! Velvet is your new passion? Try it out! No matter the style you fancy, there is something out there for the perfect home office. >





**DESIGNER TIP**

The furniture you use for working at home doesn't have to look like office furniture.

If you select versatile pieces, you could style them all around your house, like in the bedroom or the kitchen!

Office space can be anywhere in your home that's comfortable and functional for you, from the kitchen to the bedroom, the den to the basement. Wherever you decided to set up shop, there are ways to make the space more decorative and practical. A stylish, good-quality table and a well-constructed, comfortable chair are really all you need to get going. The modern pieces in this room are certainly conducive to a good day at work—the table, chair and shelf with very clean lines and metallic features celebrate simplicity. You don't want any fussy details taking away your concentration! Just picture yourself sitting in a velvet chair with a cup of coffee, laptop on your sturdy desk, while you pause to take in the view out the window. 📺

**BY THE HOUR**

Maris black marble clock, Article, article.com



**NOTE THAT**

Dark green agenda, Atelier Archipel, etsy.com



**PATTERN LOVER**

Feizy burton concentric diamond area rug in silver/gray, Bed Bath & Beyond, bedbathand-beyond.com



**LIGHTS ON**

Table lamp Luce Lumen Maya LL1522, Luminaire Galarneau, luminairegalarneau.ca

**WORKS OF ART**

HOME OFFICES DON'T NEED TO BE LACKLUSTRE, AND NEITHER DO OFFICE SUPPLIES. THESE LOVELY, ARCHITECTURAL, BEAUTIFULLY DESIGNED PIECES WILL ADD PLENTY OF STYLE TO YOUR 9-TO-5 SPACE.



**PERFECT TIMING**

Decorative glass and metal hourglass, Bouclair, bouclair.com



**ART OF COCOONING**

Scented candle, Holt Renfrew, holtrenfrew.com



**VELVET TOUCH**

Canadel (Modern) collection, Dark Smoke, Fabric Velvet 9K, canadel.com





# MAJESTIC LANDSCAPE

WORDS BY LISA VAN DE GEYN PHOTOS ANDRÉ RIDER STYLIST STÉPHANIE RENIÈRE







**DESIGNER TIP**  
Enhance the natural beauty of the landscape outside your window by using wooden features such as Canadel's East Side collection, coming in amazing natural washed colors.

There's something spectacular about the region of Charlevoix. Steeped in history and nestled in idyllic rolling hills and mountains along the St. Lawrence River, the landscape is exquisite.

It goes without saying that living in this magnificent region offers the perfect landscape

to create a dining area where friends and family can be mesmerized by their surroundings while enjoying a glass of wine and a meal. There's so much splendor in this dining set; the wood blends beautifully with the stunning backdrop. Plus, keeping it natural with some neutral hues for the tabletop and the chairs' fabric adds greatness and an organic spirit to this room. **C**



DON'T WASTE A BEAUTIFUL LANDSCAPE.  
IF YOU HAVE A BREATHTAKING VIEW  
FROM YOUR DINING AREA, USE YOUR  
SURROUNDINGS AS A PART OF YOUR DECOR.

Don't be afraid to showcase different colors. The mix of natural washed wood and black metal on this dining set adds dimension and depth to the light-colored hardwood floor.



EXPLORING CHARLEVOIX IS LIKE DIVING  
INTO THE BLUE EXPANSE OF THE SEA AND  
SKY. NEVER MORE THAN A STONE'S THROW  
FROM THE MOUNTAINS AND THE WATER,  
ENJOY THE LOCAL WAY OF TRANQUIL LIFE  
WITHOUT MODERATION.



## CHARMING CHARLEVOIX

WORDS BY DIANE LABERGE

The Charlevoix region is known for its larger-than-life landscapes. The river so wide it resembles a sea, the steep cliffs, the endless fields, and the small villages inevitably spark a desire to take up country living. Here, the outdoor playgrounds are boundless, the land fertile, and the way of life iconic.

Only an hour's drive from Québec City—one of North America's most beautiful regions—the area is perfect for any adventure, great or small. Absolute delight is always within reach, whether you're shredding the steep mountain slopes, fishing

in one of the famous salmon rivers, enjoying the delicious specialties of the region's best chefs, or taking in the atmosphere of a uniquely themed bistro.

Along the Flavour Trail, Charlevoix's gastronomic agritourism route, countless farmers, producers, and processors concoct world-renowned delicacies. Vast fields provide grain to the area's microbreweries, organic products fuel local bakeries, and regional products are readily available almost everywhere. Creativity infuses the atmosphere, from art galleries to studios of

artists who have come from far and wide to draw inspiration from the gorgeous landscapes.

Whether you prefer a thrilling rock climb at 250 meters in altitude or a stroll along one of the region's many beaches, or you decide to admire the postcard-worthy views, soak in some modern culture, enjoy a freshly baked loaf of bread, or taste a local gin, one thing is certain: there is something for everyone! Discovering Charlevoix satisfies your desire for the great outdoors, new culinary experiences, and everything in between. >

PHOTOGRAPHY: ANDRÉ RIDER, ANNE GARDON





The Train  
de Charlevoix

32

HERE, THE OUTDOOR PLAYGROUNDS  
ARE BOUNDLESS, THE LAND FERTILE,  
AND THE WAY OF LIFE ICONIC.

## MUST-EXPERIENCE ACTIVITIES



Take the ferry to l'Isle-aux-Coudres to relive Jacques Cartier's first glimpse of the jaw-dropping views that the St. Lawrence River has to offer.



Musical brunches, symphony concerts, variety shows, and a harmonic sculpture garden are among the million reasons to visit Domaine Forget, a well-known institution in the area for the past 40 years.



Parc national des Grands-Jardins is the go-to outdoor destination for camping, canoeing, via ferrata, and stunning hikes.



We love the Saint-Irénée beach and its kilometers of sand, horseback rides, and popular restaurant La Cabane du Pêcheur.



A hike up the popular Acropole des Draveurs (Parc national des Hautes Gorges-de-la-Rivière-Malbaie) trail is a must for adrenaline seekers in search of high peaks.

### On the railroad

What if we told you there was a unique way of discovering a hidden, inaccessible part of Charlevoix? The Train de Charlevoix offers a one-of-a-kind experience, taking you down the river for kilometers, from Baie-Saint-Paul to La Malbaie and back. Keep an eye out and you might catch a glimpse of the white back of a beluga whale or great blue herons in flight. This unique route, between sea and summits, will take your breath away. The many stops along the way make it possible to visit some of Charlevoix's museums, microbreweries and chocolate shops, go on a quick shopping spree, or even chat with the friendly locals. Or, if you would rather make a happy hour of it, opt for a festive round trip from Baie-Saint-Paul to Petite-Rivière-Saint-François, just in time for the "apéro." For an unforgettable experience, the Train de Charlevoix is the best way to take in all there is to see!


PHOTOGRAPHY: ANDRÉ-OLIVIER LYRA (LEFT), RENÉ BOUCHARD (RIGHT, CHEZ TRUCHON), REFINEDMOMENT (RIGHT, REPÈRE BORÉAL), SÉPAQ (RIGHT, VIEW)



Chez Truchon



Repère Boréal



Parc national des  
Grands-Jardins

### Living the good life

Whether you wish to stay in a renowned hotel, a Scandinavian-style chalet, or a village inn, or are looking for a campground to park your RV, there are a myriad of accommodations to choose from. Stock up on local products in the village shops and enjoy the good life Charlevoix has to offer. Why not celebrate by tasting some local drinks, like Charlevoyou wine or Flacatoune beer from the microbrewery down the road?

## CHARMING CHARLEVOIX

### INDULGE

HERE, WE CULTIVATE  
THE ART OF SPARKING  
PLEASURE, TO CREATE  
THE EXPERIENCE YOU'VE  
ONLY DREAMED OF.



#### LE MANOIR RICHELIEU

Since 1929, Le Manoir Richelieu has been a regional icon of luxury and gourmet cuisine. The lavish Pointe-au-Pic hotel literally sits atop the St. Lawrence, offering magnificent views.

#### REPÈRE BORÉAL

These minimalist, Scandinavian-inspired cabins in Les Éboulements offer the experience of mini-chalets, but with a touch of luxury. We love the Maikan's glass ceiling for enjoying stargazing from bed. Access to the spa's hot baths is included.



#### CHEZ TRUCHON

We love chef Truchon's creative cuisine that keeps in step with the seasons. The menu features only the best local products: foie gras from La Ferme Basque, Agneau de Charlevoix (the reserved designation of local lamb), and more. Try the Grande Table d'Hôte special!

#### AH LA VACHE!

Nicolas and Sophie are the heroes behind the success of this popular restaurant with a unique concept: the famous, delicious Swiss raclette and fondue. The Fondue en cavale is a true take-out staple.

33



# Homemade Granola

For breakfast, sprinkle your yogurt with our Morning Mix, blueberries, and blackberries. Our Gourmet Mix will add an exotic touch to a compote, a chia pudding with coconut milk or the overnight oatmeal that you prepared the day before!

## NUT-FREE GRANOLA, THREE WAYS

preparation: 20 minutes  
chilling: 2 hours  
cooking: 20 minutes  
makes: 8 cups / 2 litres

### INGREDIENTS

3 cups (750 ml) large-flake or old fashioned rolled oats  
½ cup (125 ml) pumpkin seeds  
½ cup (125 ml) sunflower seeds  
½ cup (125 ml) hemp hearts  
2 tablespoons (30 ml) white chia seeds  
2 tablespoons (30 ml) whole wheat flour  
½ teaspoon (2.5 ml) salt  
½ teaspoon (2.5 ml) cinnamon  
½ teaspoon (2.5 ml) freshly grated nutmeg  
½ teaspoon (2.5 ml) ground ginger  
½ teaspoon (2.5 ml) ground allspice  
¼ cup (60 ml) + 1 tablespoon (15 ml) canola or sunflower oil  
½ cup (125 ml) honey

### MORNING MIX

3 cups (750 ml) Basic Mix  
⅓ cup (90 ml) dried cranberries  
⅓ cup (90 ml) dried cherries  
⅓ cup (90 ml) dried blueberries  
¼ cup (60 ml) chopped raw almonds (optional)

In a large bowl, stir all the ingredients for the Morning Mix together. Store in a closed Mason jar until ready to use.

### PREPARATION

Preheat the oven to 325 °F (165 °C).

Line a baking sheet with parchment paper. With a spatula, stir together the rolled oats, pumpkin seeds, sunflower seeds, hemp hearts, chia seeds, whole wheat flour, salt, cinnamon, nutmeg, ginger, and allspice.

Add the oil and honey to the dry ingredients and stir with a spatula until everything is well coated. Bake for 20 minutes, stirring every 5 minutes. Remove from the oven and cool for 30 minutes.

Use your hands to break the granola into the desired size. Let cool completely for another 90 minutes. Store the Basic Mix in a closed Mason jar until ready to use.


### GOURMET MIX

3 cups (750 ml) Basic Mix  
¼ cup (60 ml) diced crystallized ginger  
½ cup (125 ml) diced dried sweetened pineapple  
½ cup (125 ml) toasted coconut flakes  
¼ cup (60 ml) chunks of dark chocolate (optional)

In another bowl, stir all the ingredients for the Gourmet Mix together. Store in a closed Mason jar until ready to use.

PERFECT RECIPE





36

# ALWAYS IN STYLE

When styling a trendy yet timeless kitchen decor, one word is important to keep in mind: balance.

**WORDS BY** LISA VAN DE GEYN **PHOTOS** ANDRÉ RIDER **STYLIST** STÉPHANIE RENIÈRE

The elegant look and sophisticated feel of a contemporary decor, a perennial favorite, makes homeowners look to bring that style into their houses. Learn how the perfect mix of modern and contemporary features can turn your home into a chic haven.

There are several hallmarks of the collection that make it perfect for a home that brims with timelessness.

Take the understated curves of these honey washed kitchen stools upholstered in quilted white faux leather. Characteristics of a modern decor and furnishings include neutral, natural materials, finely worked details, and monochromatic colors—the simplicity of wood mixed with fabulous fabrics fits this definition flawlessly. It's certainly fair to say modest yet striking stools like these won't go out of fashion any time soon. >







The quilted white faux leather upholstery on these stools is sublime, but don't hesitate to opt for another color for something a little more daring.



**A versatile collection**

Quality and versatile furniture truly never goes out of style. The modern aesthetic has roots in Scandinavian and German design, and it got popular in the early- to mid-20th century. Full of mid-century modern inspiration, the contemporary style we like to adopt at Canadel consists of many features. For one, spaces are typically uncluttered and include clean lines—there aren't many ornate or elaborate embellishments for this reason. Plus, floor plans are often open, which means furniture should shine. To create a look like this modern kitchen, select a neutral or natural color palette that celebrates various white and earthy tones, just like this honey washed wood color. Natural materials should be the star of the show, with various shades of wood and natural fibers featured. Straight lines and very subtle curves are hallmarks and make the perfect choice for a clean, refined kitchen. Consider reflective surfaces, too—glass, chrome and steel are good choices that add light and depth. >



**DESIGNER TIP**


Glass is often incorporated in modern design. This neutral element, used either in furniture or accessories, brings some chicness to your decor.



NATURAL MATERIALS SHOULD BE THE STAR OF THE SHOW, WITH VARIOUS SHADES OF WOOD AND NATURAL FIBERS FEATURED.

41



One of the key elements of a modern design is using natural materials when you're outfitting a space, and wood is often the most popular choice, and for good reason. There are a plethora of tones and shades of wood to choose from, but it's recommended you stick to more light-colored wood for a truly modern feel. Natural-looking materials work so beautifully with neutral and earth-toned shades and really create stunning spaces. 





# Modern Touch of Gold

Canadel's newest line, MODERN, truly embodies all that's wonderful about timeless design, from sleek lines and lustrous materials to natural hues.

**WORDS BY** LISA VAN DE GEYN

**PHOTOS** ANDRÉ RIDER **STYLIST** STÉPHANIE RENIÈRE

What do you think of when you hear the words "modern decor?" What comes to mind when you conjure a vision of this fresh style? If you're like us, you'll invoke simple and natural color palettes, clean lines, subtle textures, and the use of metals. There are so many different styles when it comes to interior design—everything from rustic to traditional—but modern style is timeless; this is the design that's about simplicity, lustrous materials, and certainly sophistication. You know what Coco Chanel once said: "Simplicity is the keynote of all true elegance."

That's definitely one of the reasons why we recently launched a stunning new sub line

of the Canadel collection called MODERN. The hallmark of this gorgeous line is all about embracing the exceptional quality and aesthetic of iconic mid-century design. You already know Canadel for our superior craftsmanship and the brilliant beauty of all our furnishings, and MODERN's sleek, graceful look is no different—it embodies all that's spectacular in modern design.

You'll find our entire line is rooted in a more minimalist style. Keep an eye out for plenty of genuine wood, warm hues, and refined curves. While the sub collection is true to modern design, it's just as unique as the rest of Canadel's first-class offerings. >





THERE'S NOTHING WRONG WITH ADDING SOME GLAMOUR TO YOUR MODERN DESIGN. GOLD FIGURES PROMINENTLY WHEN IT COMES TO THE CLASSIC LOOK OF THE ERA.

### Dine In


For your dining pleasure, picture yourself in this simplistic yet unique space, ready to entertain your friends and family to a special night in and a bottle of bubbly. Our dining furniture, including these glorious golden-hued stools, have a kind of simple, straightforward functionality that works perfectly with the muted, neutral color palette of the surrounding space. The bar and counter stools in Canadel's latest MODERN style truly have a minimalist look with a sleek elegance and effortless lines. The metal legs bring in that lustrous gold that's so indicative of the era from which this timeless sub line was born. >







If you tend to be drawn to more streamlined furniture that's minimalist with crisp architectural lines, consider modern decor and design. This kind of clean style dates back to the 1930s, when a more modern style of design was being introduced. Palettes were often subdued, architectural lines were refined and pieces—

whether dining tables or benches, like the one here—had a more slick, posh look. Everything was unpretentious yet glamorous in the look and feel—colors were muted, materials were unadorned, and there was little to no ornamentation. It was a simpler time in design. 



**DESIGNER TIP**  
Modern design is effortless, and if you're trying to achieve the look in your own home, don't overlook selecting materials and paint colors that play into this simple style.



THE ARCHITECTURAL LINES, WARMTH OF THE DARK GENUINE WOOD, AND METALLIC BASE TABLE FIT PERFECTLY INTO THIS STUNNING DINING ROOM.





# SCANDINAVIAN RETREAT

WORDS BY LISA VAN DE GEYN PHOTOS ANDRÉ RIDER  
STYLIST STÉPHANIE RENIÈRE

Think your aesthetic works well with that Scandinavian feel? It's extremely important to be a minimalist who's all about functionality in design.



**DESIGNER TIP**

There's a reason why white washed furniture blends so beautifully into Scandinavian design. Perfectly pale pieces are one of the true hallmarks of this gorgeous style.

*All about function*

This exquisite dining table does double duty—not only does it have a pretty design, but it also opens up, thanks to a well-hidden butterfly leaf.



There's no doubt that this perfectly crafted chair will withstand the test of time.

**All natural**

Ask any designer what he or she loves most about Scandinavian design and you're sure to hear similar answers. One of the top responses is probably the genre's staying power—Scandinavian design is here to stay, and not just overseas. Homeowners can't seem to get enough of the simplicity, beauty, minimalism, and functionality that defines the style. If you're trying to put your finger on why it's so stunning, notice there's no clutter and everything is made from plain yet perfect materials. >





Scandinavian design uses clean raw materials as accessories—natural elements and greens make the most of it.

OUT OF THE WOODS

SCANDINAVIANS ARE KNOWN FOR THEIR LOVE OF NATURE AND THE VALUE THEY PUT ON BEING OUTDOORS. THIS DEEP ADMIRATION FOR ALL THINGS NATURAL IS REFLECTED IN THEIR STRIKING YET SIMPLE WOODEN FURNITURE.


SECOND NATURE

This natural-washed piece exudes Scandinavian decor in both lines and color. The shade is evocative of a quiet afternoon spent strolling through the woods.

SILKY SMOOTH

The magnificently sleek lines of this buffet have a very modern feel. The four thin drawers are the perfect place to keep your cherished serving utensils.

BIG IDEAS

One noteworthy feature of this piece is that it's available in different sizes. This buffet is a good example of a piece of furniture that can blend in perfectly with your decor and space, whether big or small! 



Downtown collection, White washed, Snow (frosted) glass



Downtown collection, White washed, Snow (frosted) glass



Downtown collection, White washed, Snow (frosted) glass



WE CAN THANK THE PEOPLE OF THREE BEAUTIFUL NORTHERN EUROPEAN COUNTRIES FOR THIS AMAZING TREND—SWEDEN, DENMARK, AND NORWAY.





# Serenity at Home

You've heard of the hygge movement, and now you can transform your home into a relaxing oasis with these decor tips and tricks.

**WORDS BY** LISA VAN DE GEYN **PHOTOS** ANDRÉ RIDER  
**STYLIST** STÉPHANIE RENIÈRE

55

If you're familiar with hygge, you know the Danish word defines the way we should enjoy the simple things in life. At its core, it is a way of life that's about comfort and coziness. It's suggestive of the warm feelings of serenity and pleasure, as well as security and happiness. These are essential features of the Danish culture when it comes to how the Danes live, work, and play—their culture relies on this ode to comfort and contentment.

The word "hygge" doesn't just relate to the Danes' way of life outside the home—it's also the way in which they decorate their homes. The idea behind this style is to create a tranquil space that takes a perfectly minimalist approach. The home should be evocative of serene places that are free of chaos—there should be no clutter and you won't find decor that doesn't fit (think tchotchkes and other bits and bobs). >





**DESIGNER TIP**

This trend includes using light woods and clean, simple lines, just like Canadel's Loft collection.

## Calm and happiness

There are lots of ways to include hygge in your life, including being present, feeling gratitude, minimizing your stress, and appreciating your surroundings, family, and friends. But if you want to inject some of the calm and happiness found in hygge into your home, there are tips and tricks to achieve this.

It's key to select and decorate with the right furniture and accessories when you hygge your home. The number one tip to achieving the look and feel is to keep everything

very simple. This simplicity lends itself to a more cheery, light-hearted lifestyle both inside and outside your home. You'll want to keep things nice and simple when it comes to your palette—sticking to a neutral color scheme will ensure your home doesn't feel too tense and demanding. Instead, neutral hues—think ivory, cream, soft gray, and pastel earth tones—will feel calm and balanced.

Comfort reigns supreme when it comes to hygge. Yes, there are several trademarks of this style and decor, but the most important is

comfort and coziness. The atmosphere must feel warm, inviting, safe, and pleasant. Decorating with a stunning kitchen island is a good place to start, as well as natural wood shelves, which you can style with plants and beautiful kitchen accessories. It creates alluring nooks to cook in and a space to spend time with people you love, which totally fits with this trend. While accessories in general should be kept to a minimum, you can bring in candles, which often promote relaxation. Their glow will keep you calm and add to your feelings of warmth. >



KEEP COLORS SOFT, PASTEL, AND LIGHT WHEN DECORATING YOUR HOUSE THE DANES' WAY. THIS PALETTE WILL PROMOTE PEACE.





Furniture with clean architectural lines is evocative of both Scandinavian and hygge decor. Exposed wood is also a hallmark of these styles.



#### SIGNATURE PROGRAM

Canadel's Signature Program allows you to modify the color, finish, dimensions, and fabric on some of the furniture in our collections. This kind of customization is all about attention to detail and allows clients to truly make their pieces one of a kind.





## COMPLETE STYLE

WHILE COMFORT IS KING WHEN IT COMES TO ALL THINGS HYGGE, THERE ARE OTHER IMPORTANT FEATURES YOU CAN INCLUDE IN YOUR HOME TO ACHIEVE THE LOOK AND FEEL. HERE ARE THREE.


### ADD TEXTURE

Your decor should be minimalistic, but did you know that the Danes add texture as a way to add interest without going overboard on materials, patterns, and colors? Use natural materials such as wood, wool, leather, and muted metals. Here, Canadel's oak washed Champlain sofa table gives the perfect texture to fit the style.

### ADD GREENS

It turns out Danish people are big fans of adding plants everywhere. They also bring in cute flowers—white ones fit perfectly with the style! Either way, they're big proponents of keeping their spaces green and natural—there's nothing like plants and foliage to create atmosphere and ambiance.

### ADD SIMPLICITY

Note the black bench from the Loft collection in this amazing entryway. It is not the style for overwhelming colors or adornments—it's truly about keeping a space mess-free, peaceful, monochromatic, and soothing. Less is more is the mantra of the hygge home. 

If you like this style, select simple, light hardwood for floors. This look and feel fits right into the hygge movement—it's very Scandinavian.






ADDING TEXTURE IS  
A BIG COMPONENT  
IN HOW YOU INTRODUCE  
HYGGE INTO YOUR  
HOME, AND MATERIALS  
LIKE WOOD AND METAL  
DO THE TRICK.



**DECLUTTER  
IN STYLE**  
Coat hook,  
Ameublements  
Tanguay,  
tanguay.ca



**GOOD DIMENSIONS**  
Daniel mirror,  
Structube,  
structube.com

## WELCOME HOME

YOUR FRONT ENTRYWAY  
SHOULD BE A  
REFLECTION OF YOU:  
COMFORTING, STYLISH,  
AND BRIGHT.



**GO GREEN**  
Cotton rope small  
woven basket,  
Timeyard,  
timeyard.com



**SQUARE COZINESS**  
Davian bohemian  
geometric  
throw pillow,  
All Modern,  
allmodern.com



**MATTE PERFECTION**  
Matte porcelain  
vase, by blomus,  
Food52,  
food52.com



**MINIMALIST HUE**  
Surya hygge  
white indoor  
trellis global  
handcrafted  
runner, Lowes,  
lowes.ca



**GET INSPIRED**  
*Interiors: The  
Greatest Rooms  
of the Century*,  
William Norwich,  
Chapters Indigo,  
chapters.indigo.ca



**WOOD PASSION**  
Buffet, Oak washed,  
East Side collection,  
canadel.com



# Visit Us In-store



Are you inspired by our styles and pieces and finally ready for that dining set you've always wanted? Our experts in Canadel stores and authorized dealers are there to help you with all your questions and needs.

No matter where you live in North America, it's easy to find one of our 1,200 retailers: simply visit [canadel.com/dealer-locator](https://canadel.com/dealer-locator), select the closest one, and start dreaming! 🍷

*Did you know?*

CANADEL PRODUCTS, WHICH ARE HANDMADE IN NORTH AMERICA, ARE DISTRIBUTED BY MORE THAN

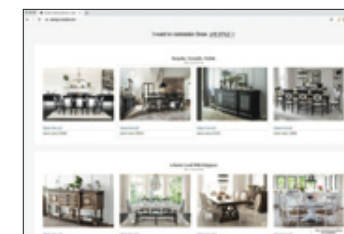
# 1,200

RETAILERS ACROSS CANADA AND THE UNITED STATES.

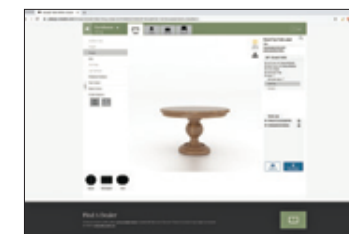


## DREAM. CLICK. ENJOY.

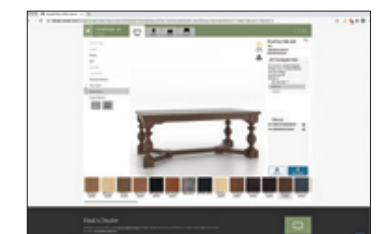
1. CHOOSE  
A COLLECTION



2. PICK THE  
FURNITURE TYPE



3. CUSTOMIZE TO  
SUIT YOUR SPACE



Our UDesign program makes it easier than ever to create a one-of-a-kind dining room. Just pick your favorite piece, then customize the color, shape, and size to perfectly suit your space. It's just a few clicks to view your results.

[UDESIGN.CANADEL.COM](https://udesign.canadel.com)



# MODERN

AN ICONIC ADDITION  
TO THE CANADEL COLLECTION





# Quality, Time After Time

SINCE 1982

