

We do our best to provide the most accurate dimensions.
However, as with all handcrafted products, dimensions are approximate.

ACCENTS
March 25, 2022

East

410R Series - Martha

Type 1, 6, 11, 14 & 22 Fabric

Style Number and Description

| | C | D | E | F | G | H | I | J | K | L | M | ADD | Style # | ADD | # | Size | CK ADD | FK ADD | DP ADD | PWR ADD | BP ADD | SU | LBS | C | Overall W" D" H" | | |
|----------------------|-----|-----|-----|-----|-----|-----|-----|-----|-----|-----|------|-----|---------|-----|---|------|-----------|-----------|-----------|------------|-----------|----|-----|-------|---------------------|----|----|
| 410-31R Motion Chair | 869 | 879 | 889 | 909 | 919 | 939 | 949 | 959 | 979 | 989 | 1009 | 19 | | | | | 39 | | | 119 | 179 | 4 | 86 | 30.46 | 34 | 36 | 43 |



410R Series - Martha

FEATURES

Toss Pillow Types Available: Not available
Backs: Sinuous Wire Support, Attached, Block Foam with Poly Fiber wrap
Seats: Sinuous Wire Support, Block Foam with Poly Fiber wrap
Legs: Front: 3.5" x 10"; Back 2.5" x 6.25", Screw-In wood

470 Series

Type 1, 6, 11, 14 & 22 Fabric

Style Number and Description

| | C | D | E | F | G | H | I | J | K | L | M | ADD | FINISH: PEWTER Style # | ADD | # | Size | CK ADD | FK ADD | DP ADD | PWR ADD | BP ADD | SU | LBS | C | Overall W" D" H" | | | |
|---------------------|-----|-----|-----|-----|-----|-----|-----|-----|-----|-----|-----|-----|---------------------------|-----|---|------|-----------|-----------|-----------|------------|-----------|----|-----|----|---------------------|----|----|----|
| 474 Chair | 639 | 649 | 659 | 679 | 689 | 709 | 719 | 729 | 749 | 759 | 779 | 19 | 474N | 29 | | | 29 | 39 | | | | | 4 | 74 | 27.76 | 30 | 39 | 41 |
| 470-69 Swivel Chair | 849 | 859 | 879 | 889 | 899 | 919 | 929 | 949 | 959 | 969 | 989 | 19 | 470-69N | 39 | | | 29 | | | | | | 4 | 90 | 27.76 | 30 | 39 | 41 |

490/490N Series - Shipley

Type 4, 15 & 16 Fabric

Style Number and Description

| | C | D | E | F | G | H | I | J | K | L | M | ADD | FINISH: PEWTER Style # | ADD | # | Size | CK ADD | FK ADD | DP ADD | PWR ADD | BP ADD | SU | LBS | C | Overall W" D" H" | | | |
|---------------------|-----|-----|-----|-----|-----|-----|-----|-----|-----|-----|-----|-----|---------------------------|-----|---|------|-----------|-----------|-----------|------------|-----------|----|-----|----|---------------------|----|----|----|
| 494 Chair | 689 | 699 | 719 | 729 | 739 | 759 | 769 | 779 | 799 | 809 | 829 | 19 | 494N | 29 | | | 29 | 39 | | | | | 4 | 74 | 27.76 | 30 | 39 | 41 |
| 490-69 Swivel Chair | 829 | 839 | 859 | 869 | 889 | 899 | 919 | 929 | 939 | 959 | 969 | 19 | 490-69N | 39 | | | 29 | | | | | | 4 | 90 | 27.76 | 30 | 39 | 41 |



470/470N Series - Reynolds

490/490N Series - Shipley

FEATURES

Toss Pillow Types Available: Not available
Backs: Sinuous Wire Support, Attached, Block Foam with Poly Fiber cap
Seats: Sinuous Wire Support, Block Foam with Poly Fiber wrap, Ventilated, Reversible*
Legs: 3" x 6", Screw-In wood; Swivel Chair: Swivel Base

510 Series - Reagan

Type 1, 6, 11, 14 & 22 Fabric

Style Number and Description

| | C | D | E | F | G | H | I | J | K | L | M | ADD | Style # | ADD | # | Welted Size | CK ADD | FK ADD | DP ADD | PWR ADD | BP ADD | SU | LBS | C | Overall W" D" H" | | | |
|----------------------|-----|-----|-----|-----|-----|-----|-----|-----|-----|-----|-----|-----|---------|-----|---|----------------|-----------|-----------|-----------|------------|-----------|----|-----|----|---------------------|----|----|----|
| 510-71 Swivel Glider | 729 | 739 | 749 | 769 | 779 | 799 | 809 | 819 | 839 | 849 | 859 | 19 | | | 1 | 15 x 21 | 29 | | 29 | | | | 3 | 76 | 21.73 | 29 | 37 | 35 |



FEATURES

Toss Pillow Types Available: No Fabric Restrictions on Toss Pillows. Leather, Vinyl, and Faux Fur pillows not available
Backs: Sinuous Wire Support, Attached, Block Foam with Poly Fiber wrap
Seats: Sinuous Wire Support, Block Foam with Poly Fiber wrap, Ventilated, Reversible
Legs: Swivel Base



510 Series - Reagan

1K00 Series

Type 1, 6, 11, 14 & 22 Fabric
Style Number and Description

| | C | D | E | F | G | H | I | J | K | L | M | ADD | FINISH: BRASS Style # | ADD | # | Size | CK ADD | FK ADD | DP ADD | PWR ADD | BP ADD | SU | LBS | C | Overall W" D" H" |
|-----------------------------|-----|-----|-----|------|------|------|------|------|------|------|------|-----|--------------------------|-----|---|------|-----------|-----------|-----------|------------|-----------|----|-----|-------|---------------------|
| 1K00-31 Motion Chair | 969 | 979 | 999 | 1009 | 1029 | 1039 | 1049 | 1069 | 1079 | 1089 | 1109 | 19 | 1K0031N | 29 | | | | 39 | | 119 | 179 | 4 | 102 | 27.13 | 31 36 42 |

1K00AL Series

Type 10, 25 & 27 All Leather

Style Number and Description

| | Select | Choice | | | | | | | | | | | Style # | ADD | # | Size | ADD | ADD | ADD | ADD | ADD | SU | LBS | C | W" D" H" | |
|-----------------------------|--------|--------|--|--|--|--|--|--|--|--|--|--|----------------|-----|---|------|-----|-----|-----|-----|-----|----|-----|-----|----------|----------|
| 1K031AL Motion Chair | 1649 | 1829 | | | | | | | | | | | 1K31ALN | 29 | | | | | | | | | 4 | 102 | 27.13 | 31 36 42 |

FEATURES

Toss Pillow Types Available: Not available
Backs: Webbing with Sinuous Wire Support, Semi-Attached, Poly Fiber fill with Zipper Access
Seats: Sinuous Wire Support, Block Foam with Poly Fiber wrap
Legs: Front: 1.5" x 1.5" x 6.5"; Back: 1.5" x 2" x 3.75", Tapered Screw-In wood



1K00/1K00N Series - Helen



1K00AL/1K00ALN Series - Kora

1310 Series - Addie

Type 1, 6, 11, 14 & 22 Fabric
Style Number and Description

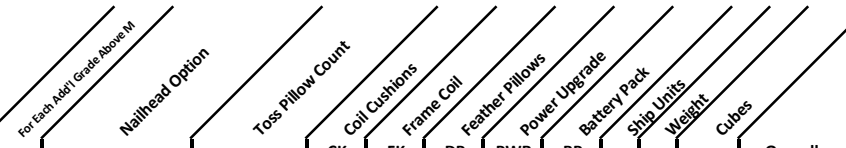
| | C | D | E | F | G | H | I | J | K | L | M | ADD | Style # | ADD | # | Size | CK ADD | FK ADD | DP ADD | PWR ADD | BP ADD | SU | LBS | C | Overall W" D" H" |
|-----------------------------|------|------|------|------|------|------|------|------|------|------|------|-----|---------|-----|---|------|-----------|-----------|-----------|------------|-----------|----|-----|-------|---------------------|
| 1310-31 Motion Chair | 1069 | 1079 | 1089 | 1109 | 1119 | 1139 | 1149 | 1159 | 1179 | 1189 | 1209 | 19 | | | | | | | | 119 | 179 | 4 | 87 | 32.39 | 35 39 41 |

1320 Series - Addie

Type 4 & 16 Fabric

Style Number and Description

| | C | D | E | F | G | H | I | J | K | L | M | ADD | Style # | ADD | # | Size | ADD | ADD | ADD | ADD | ADD | SU | LBS | C | W" D" H" | |
|-----------------------------|------|------|------|------|------|------|------|------|------|------|------|-----|---------|-----|---|------|-----|-----|-----|-----|-----|----|-----|----|----------|----------|
| 1320-31 Motion Chair | 1159 | 1169 | 1179 | 1199 | 1209 | 1219 | 1239 | 1249 | 1259 | 1279 | 1289 | 19 | | | | | | | | | | | 4 | 87 | 32.39 | 35 39 41 |



FEATURES

Toss Pillow Types Available: Not available
Backs: Webbing with Sinuous Wire Support, Semi-Attached, Poly Fiber fill in a Channel Bag, with Zipper Access
Seats: Sinuous Wire Support, Block Foam with Poly Fiber wrap
Legs: Front: 2.25" x 1.5" x 5.688"; Back: 2.672" x 2.219" x .5" x 2.641", Screw-In wood



1310 Series - Addie



1320 Series - Addie

1450/1450N Series - Annie

Type 1, 6, 11, 12, 14 & 22 Fabric
Style Number and Description

| | C | D | E | F | G | H | I | J | K | L | M | ADD | FINISH: BRASS Style # | ADD | # | Weltd Size | CK ADD | FK ADD | DP ADD | PWR ADD | BP ADD | SU | LBS | C | Overall W" D" H" | |
|------------------------------|-----|-----|-----|------|------|------|------|------|------|------|------|-----|--------------------------|-----|---|---------------|-----------|-----------|-----------|------------|-----------|----|-----|----|---------------------|----------|
| 1450-71 Swivel Glider | 969 | 979 | 999 | 1009 | 1029 | 1039 | 1049 | 1069 | 1079 | 1089 | 1109 | 19 | 145071N | 19 | | | 29 | 39 | | | | | 4 | 97 | 30.88 | 36 38 39 |

1470/1470N Series - Annie

Type 4 & 16 Fabric

| Style Number and Description | C | D | E | F | G | H | I | J | K | L | M | ADD | FINISH: BRASS | | Welded # | Size | CK ADD | FK ADD | DP ADD | PWR ADD | BP ADD | SU | LBS | C | Overall | | | |
|------------------------------|------|------|------|------|------|------|------|------|------|------|------|-----|---------------|-----|----------|------|--------|--------|--------|---------|--------|----|-----|----|---------|----|----|----|
| | | | | | | | | | | | | | Style # | ADD | | | | | | | | | | | W" | D" | H" | |
| 1470-71 Swivel Glider | 1069 | 1079 | 1089 | 1109 | 1119 | 1139 | 1149 | 1159 | 1179 | 1189 | 1209 | 19 | 147071N | 19 | | | 29 | 39 | | | | | 4 | 97 | 30.88 | 36 | 38 | 39 |

FEATURES

| | |
|------------------------------|---|
| Toss Pillow Types Available: | Not available |
| Backs: | Sinuous Wire Support, Semi-Attached, Poly Fiber fill in a Channel Bag, with Zipper Access |
| Seats: | Sinuous Wire Support, Block Foam with Poly Fiber wrap, Ventilated, Reversible* |
| Legs: | Swivel Glider Base |



1450/1450N Series - Annie



1470/1470N Series - Annie

1700 Series - Marlowe

Type 1, 6, 11, 14 & 22 Fabric

| Style Number and Description | C | D | E | F | 1700AL Series - Marlowe | | | | | | | M | ADD | Type 10, 25 & 27 All Leather | | # | Size | CK ADD | FK ADD | DP ADD | PWR ADD | BP ADD | SU | LBS | C | Overall | | |
|------------------------------|-----|-----|-----|-----|-------------------------|-----|-----|-----|-----|-----|---------|----|-----|------------------------------|----|---|------|--------|--------|--------|---------|--------|----|-----|-------|---------|----|----|
| | | | | | G | H | I | J | K | L | Style # | | | ADD | W" | | | | | | | | | | | D" | H" | |
| 1704 Chair | 799 | 799 | 819 | 829 | 849 | 859 | 879 | 889 | 899 | 919 | 929 | 19 | | | | | 29 | 39 | | | | | 5 | 83 | 37.94 | 41 | 41 | 39 |

| Style Number and Description | Select | Choice | C | D | E | F | G | H | I | J | K | L | M | ADD | 1704AL Chair | | # | Size | ADD | ADD | ADD | ADD | ADD | SU | LBS | C | W" | D" | H" |
|------------------------------|--------|--------|---|---|---|---|---|---|---|---|---|---|---|-----|--------------|-----|---|------|-----|-----|-----|-----|-----|----|-----|-------|----|----|----|
| | | | | | | | | | | | | | | | Style # | ADD | | | | | | | | | | | | | |
| 1704AL Chair | 1409 | 1509 | | | | | | | | | | | | | | | | | 29 | 39 | | | | 5 | 83 | 37.94 | 41 | 41 | 39 |

FEATURES

| | |
|------------------------------|---|
| Toss Pillow Types Available: | Not available |
| Backs: | Sinuous Wire Support, Attached, Block Foam with Poly Fiber wrap |
| Seats: | Sinuous Wire Support, Block Foam with Poly Fiber wrap, Ventilated, Reversible 1704AL: Non-Reversible |
| Legs: | Front: 3.25" x 2.875" x 2.75"; Back 2.875" x 2.25" x 2.375", Screw-In wood |



1700 Series - Marlowe



1700AL Series - Marlowe

1750 Series - Raleigh

Type 1, 6, 11, 14 & 22 Fabric

| Style Number and Description | C | D | E | F | G | H | I | J | K | L | M | ADD | 1750 Series - Raleigh | | # | Size | CK ADD | FK ADD | DP ADD | PWR ADD | BP ADD | SU | LBS | C | Overall | | | |
|------------------------------|-----|-----|-----|-----|-----|-----|-----|-----|-----|-----|-----|-----|-----------------------|-----|---|------|--------|--------|--------|---------|--------|----|-----|----|---------|----|----|----|
| | | | | | | | | | | | | | Style # | ADD | | | | | | | | | | | W" | D" | H" | |
| 1750-69 Swivel Chair | 749 | 749 | 769 | 779 | 799 | 809 | 829 | 839 | 849 | 869 | 879 | 19 | | | | | 29 | 39 | | | | | 3 | 71 | 21.35 | 31 | 34 | 35 |

FEATURES

| | |
|------------------------------|---|
| Toss Pillow Types Available: | Not available |
| Backs: | Sinuous Wire Support, Attached, Block Foam with Poly Fiber cap |
| Seats: | Sinuous Wire Support, Block Foam with Poly Fiber wrap, Ventilated, Reversible |
| Legs: | Swivel Base |



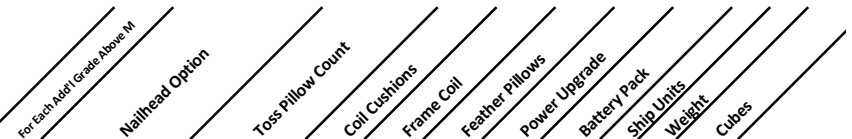
1750 Series - Raleigh

1930R Series

1930H Series - Carolynne

1930ALR Series

1930HAL Series - Leonard



| Type 1, 6, 11, 14 & 22 Fabric | | Type 10, 25 & 27 All Leather | | | | | | | | | | | STANDARD FINISH: | | | CK | FK | DP | PWR | BP | | | Overall | | | | |
|-------------------------------|--------|------------------------------|------|------|------|------|------|------|------|------|------|-----|------------------|-----|---|------|-----|-----|-----|-----|-----|----|---------|---|----|----|----|
| Style Number and Description | C | D | E | F | G | H | I | J | K | L | M | ADD | Style # | ADD | # | Size | ADD | ADD | ADD | ADD | ADD | SU | LBS | C | W" | D" | H" |
| 193031R Motion Chair | 1069 | 1079 | 1089 | 1099 | 1109 | 1119 | 1139 | 1149 | 1159 | 1169 | 1179 | 19 | | | | | | | | | | | | | | | |
| 193031H Motion Chair | 1299 | 1309 | 1329 | 1339 | 1349 | 1369 | 1379 | 1399 | 1409 | 1419 | 1439 | 19 | | | | | | | | | | | | | | | |
| Style Number and Description | Select | Choice | | | | | | | | | | | Style # | ADD | # | Size | ADD | ADD | ADD | ADD | ADD | SU | LBS | C | W" | D" | H" |
| 1931ALR Motion Chair | 2029 | 2259 | | | | | | | | | | | | | | | | | | | | | | | | | |
| 19331HL Motion Chair | 2259 | 2489 | | | | | | | | | | | | | | | | | | | | | | | | | |

H = Power Tilt Headrest

FEATURES
Toss Pillow Types Available: Not available
Backs: Webbing with Sinuous Wire Support, Semi-Attached, Poly Fiber fill with Zipper Access
Seats: Sinuous Wire Support, Block Foam with Poly Fiber wrap
Legs: Front: 3.5" x 4"; Back: 3" x 4", Tapered Screw-In wood



1930R/1930H Series - Carolynne

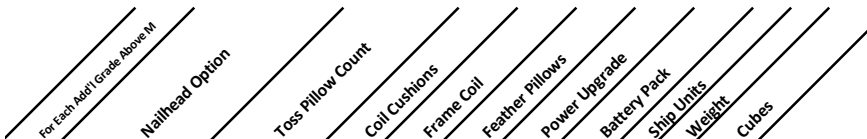


1930ALR/1930HL Series - Leonard

2A00/2A00N Series - June

| Type 1, 6, 11, 14 & 22 Fabric | | Type 4 & 16 Fabric | | | | | | | | | | | FINISH: BRASS | | | CK | FK | DP | PWR | BP | | | Overall | | | | |
|-------------------------------|-----|--------------------|-----|-----|-----|-----|-----|-----|-----|-----|-----|-----|---------------|-----|---|------|-----|-----|-----|-----|-----|----|---------|---|----|----|----|
| Style Number and Description | C | D | E | F | G | H | I | J | K | L | M | ADD | Style # | ADD | # | Size | ADD | ADD | ADD | ADD | ADD | SU | LBS | C | W" | D" | H" |
| 2A00-81 Storage Ottoman | 449 | 459 | 469 | 479 | 489 | 489 | 499 | 509 | 519 | 529 | 539 | 9 | 2A0081N | 29 | | | | | | | | | | | | | |

| Style Number and Description | C | D | E | F | G | H | I | J | K | L | M | ADD | Style # | ADD | # | Size | ADD | ADD | ADD | ADD | ADD | SU | LBS | C | W" | D" | H" |
|------------------------------|-----|-----|-----|-----|-----|-----|-----|-----|-----|-----|-----|-----|---------|-----|---|------|-----|-----|-----|-----|-----|----|-----|---|----|----|----|
| 2A20-81 Storage Ottoman | 459 | 469 | 479 | 489 | 499 | 509 | 519 | 529 | 539 | 549 | 549 | 9 | 2A2081N | 29 | | | | | | | | | | | | | |



2A00/2A00N Series - June




2A20/2A20N Series - Macy

FEATURES
Seats: Block Foam with Poly Fiber wrap
Legs: Black Casters plastic

2F00/2F00N Series - Parson

| TOP: Type 1, 4, 6, 11, 12, 14, 15, 16 & 22 Fabric (Pricing is based on #1 fabric - TOP) | | | | | | | | | | | | | FINISH: PEWTER | | | CK | FK | DP | PWR | BP | | | Overall | | | | |
|---|-----|-----|-----|-----|-----|-----|-----|-----|-----|-----|-----|-----|----------------|-----|---|------|-----|-----|-----|-----|-----|----|---------|---|----|----|----|
| Style Number and Description | C | D | E | F | G | H | I | J | K | L | M | ADD | Style # | ADD | # | Size | ADD | ADD | ADD | ADD | ADD | SU | LBS | C | W" | D" | H" |
| 2F00-81 Storage Ottoman | 329 | 339 | 349 | 359 | 369 | 379 | 389 | 399 | 399 | 409 | 419 | 9 | 2F0081N | 19 | | | | | | | | | | | | | |



2F00/2F00N Series - Parson

FEATURES
Seats: Block Foam with Poly Fiber wrap
Legs: Black Casters, Screw-In plastic

2050 Series - Wallen

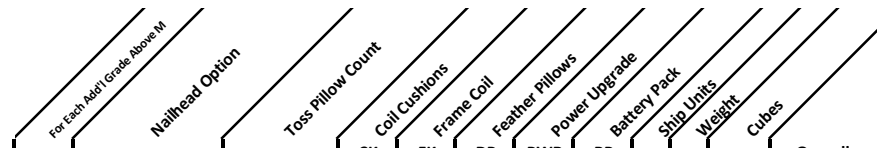
Type 1, 6, 11, 12, 14 & 22 Fabric
Style Number and Description

| | C | D | E | F | G | H | I | J | K | L | M | ADD | Style # | ADD | # | Size | CK ADD | FK ADD | DP ADD | PWR ADD | BP ADD | SU | LBS | C | W" W" | D" D" | H" H" |
|----------------------|-----|-----|-----|-----|-----|-----|-----|-----|-----|-----|-----|-----|---------|-----|---|------|-----------|-----------|-----------|------------|-----------|----|-----|-------|----------|----------|----------|
| 2050-69 Swivel Chair | 819 | 829 | 839 | 859 | 869 | 879 | 899 | 909 | 919 | 939 | 949 | 19 | | | | 29 | 39 | | | | | 4 | 92 | 30.83 | 36 | 40 | 37 |

| Style Number and Description | Price | Style # | ADD | # | Size | ADD | ADD | ADD | ADD | ADD | SU | LBS | C | W" | D" | H" |
|------------------------------|-------|---------|-----|---|------|-----|-----|-----|-----|-----|----|-----|-------|----|----|----|
| 20569AL Swivel Chair | 1229 | | | | | | | | | | 4 | 92 | 30.83 | 36 | 40 | 37 |

2050AL Series - Wallen

Type 10, 25 & 27 All Leather



FEATURES

- Toss Pillow Types Available:** Not available
- Backs:** Sinuous Wire Support, Attached, Block Foam with Poly Fiber cap
- Seats:** Sinuous Wire Support, Block Foam with Poly Fiber wrap, Ventilated, Reversible
- Legs:** Swivel Base



2050/2050AL Series - Wallen

2230 Series - Devin

Type 1, 6, 11, 14 & 22 Fabric
Style Number and Description

| | C | D | E | F | G | H | I | J | K | L | M | ADD | Style # | ADD | # | Size | CK ADD | FK ADD | DP ADD | PWR ADD | BP ADD | SU | LBS | C | W" W" | D" D" | H" H" |
|------------|-----|-----|-----|-----|-----|-----|-----|-----|-----|-----|-----|-----|---------|-----|---|------|-----------|-----------|-----------|------------|-----------|----|-----|-------|----------|----------|----------|
| 2234 Chair | 599 | 609 | 619 | 629 | 649 | 659 | 669 | 679 | 689 | 699 | 719 | 19 | | | | | 39 | | | | | 3 | 44 | 23.68 | 31 | 33 | 40 |

FEATURES

- Toss Pillow Types Available:** Not available
- Backs:** Sinuous Wire Support, Attached, Block Foam with Poly Fiber wrap
- Seats:** Sinuous Wire Support, Block Foam with Poly Fiber wrap, Ventilated, Reversible
- Legs:** Front: 2" x 2" x 6.5"; Back: 1.5" x 1.5" x 6", Screw-In wood

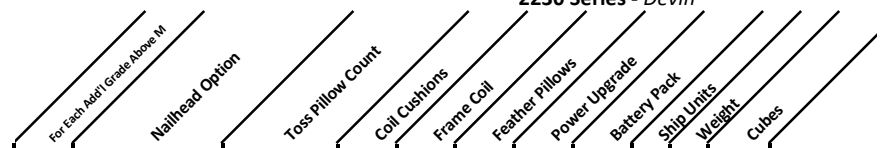


2230 Series - Devin

2350 Series - Alex

Type 1, 11, 12, 14 & 22 Fabric
Style Number and Description

| | C | D | E | F | G | H | I | J | K | L | M | ADD | Style # | ADD | # | Wetted Size | CK ADD | FK ADD | DP ADD | PWR ADD | BP ADD | SU | LBS | C | W" W" | D" D" | H" H" |
|----------------------|------|------|------|------|------|------|------|------|------|------|------|-----|---------|-----|---|----------------|-----------|-----------|-----------|------------|-----------|----|-----|-------|----------|----------|----------|
| 2350-69 Swivel Chair | 1149 | 1159 | 1179 | 1189 | 1199 | 1219 | 1229 | 1239 | 1259 | 1269 | 1289 | 19 | | | 3 | 22 x 22 | 39 | 69 | | | | 6 | 115 | 42.67 | 48 | 48 | 32 |



FEATURES

- Toss Pillow Types Available:** No Fabric Restrictions on Toss Pillows. Leather, Vinyl, and Faux Fur pillows not available
- Backs:** Sinuous Wire Support, Attached, Block Foam with Poly Fiber cap
- Seats:** Sinuous Wire Support, Block Foam with Poly Fiber wrap, Ventilated, Reversible
- Legs:** Swivel Base



2350 Series - Alex

2400 Series - Malibu

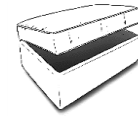
2400AL Series - Lochlan

Type 1, 6, 11, 12, 14 & 22 Fabric

Type 10, 25 & 27 All Leather

| Style Number and Description | Type 1, 6, 11, 12, 14 & 22 Fabric | | | | | | | | | | | | Type 10, 25 & 27 All Leather | | | | | | | | | | | | Overall | | |
|------------------------------|-----------------------------------|-----|-----|-----|-----|-----|-----|-----|-----|-----|-----|-----|------------------------------|-----|---|------|--------|--------|--------|---------|--------|----|-----|-------|---------|----|----|
| | C | D | E | F | G | H | I | J | K | L | M | ADD | Style # | ADD | # | Size | CK ADD | FK ADD | DP ADD | PWR ADD | BP ADD | SU | LBS | C | W" | D" | H" |
| 2400-81 Storage Ottoman | 509 | 519 | 529 | 539 | 549 | 549 | 559 | 569 | 579 | 589 | 599 | 9 | | | | | | | | | | 2 | 55 | 10.00 | 40 | 24 | 18 |
| 240081X Storage Ottoman | 659 | 659 | 679 | 689 | 689 | 699 | 709 | 719 | 729 | 739 | 749 | 9 | | | | | | | | | | 2 | 90 | 14.20 | 47 | 29 | 18 |

| Style Number and Description | Select | Choice | | | | | | | | | | | | | Style # | ADD | # | Size | ADD | ADD | ADD | ADD | ADD | SU | LBS | C | W" | D" | H" |
|------------------------------|--------|--------|--|--|--|--|--|--|--|--|--|--|--|--|---------|-----|---|------|-----|-----|-----|-----|-----|----|-----|-------|----|----|----|
| 24081AL Storage Ottoman | 839 | 949 | | | | | | | | | | | | | | | | | | | | | | 2 | | 10.00 | 40 | 24 | 18 |



2400 Series - Malibu

2400AL Series - Lochlan

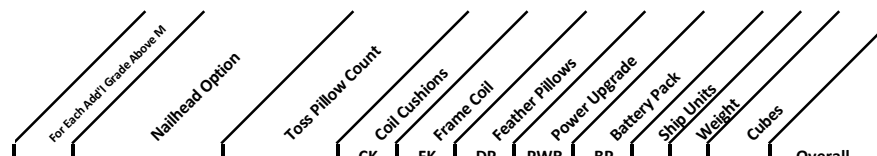
FEATURES

Seats: Block Foam with Poly Fiber wrap
 Legs: Black Casters, Screw-In plastic

2550 Series - Winnie


Type 1, 6, 11, 14 & 22 Fabric

| Style Number and Description | Type 1, 6, 11, 14 & 22 Fabric | | | | | | | | | | | | ADD | Style # | ADD | # | Size | CK ADD | FK ADD | DP ADD | PWR ADD | BP ADD | SU | LBS | C | Overall | | |
|------------------------------|-------------------------------|-----|-----|-----|-----|-----|-----|-----|-----|-----|-----|----|-----|---------|-----|----|------|--------|--------|--------|---------|--------|-------|-----|----|---------|----|--|
| | C | D | E | F | G | H | I | J | K | L | M | W" | | | | | | | | | | | | | | D" | H" | |
| 2554 Chair | 519 | 519 | 539 | 549 | 569 | 579 | 599 | 609 | 619 | 639 | 649 | 19 | | | | 29 | 39 | | | | 3 | 50 | 23.75 | 30 | 38 | 36 | | |



FEATURES

Toss Pillow Types Available: Not available
 Backs: Sinuous Wire Support, Attached, Block Foam with Poly Fiber cap
 Seats: Sinuous Wire Support, Block Foam with Poly Fiber wrap, Ventilated, Reversible
 Legs: Front: 2.875" x 1.625" x 6", Back: 2.5" x 1.75" x 6", Tapered Screw-In wood



2550 Series - Winnie

2850 Series - Birdie

Type 1, 6, 11, 12, 14 & 22 Fabric

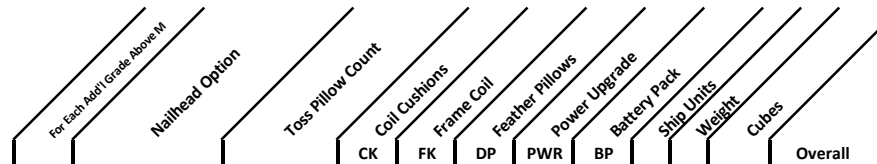
| Style Number and Description | Type 1, 6, 11, 12, 14 & 22 Fabric | | | | | | | | | | | | ADD | Style # | ADD | # | Size | CK ADD | FK ADD | DP ADD | PWR ADD | BP ADD | SU | LBS | C | Overall | | |
|------------------------------|-----------------------------------|-----|-----|-----|-----|-----|-----|-----|-----|-----|-----|----|-----|---------|-----|----|------|--------|--------|--------|---------|--------|-------|-----|----|---------|----|--|
| | C | D | E | F | G | H | I | J | K | L | M | W" | | | | | | | | | | | | | | D" | H" | |
| 2854 Chair | 669 | 679 | 699 | 709 | 729 | 739 | 749 | 769 | 779 | 799 | 809 | 19 | | | | 29 | 39 | | | | 4 | 62 | 26.92 | 34 | 36 | 38 | | |



2850 Series - Birdie

FEATURES

Toss Pillow Types Available: Not available
 Backs: Sinuous Wire Support, Semi-Attached, Block Foam with Poly Fiber wrap with Zipper Access
 Seats: Sinuous Wire Support, Block Foam with Poly Fiber wrap, Ventilated, Reversible
 Legs: 2" x 1" x 6", Tapered Screw-In wood



2900S/2900M Series - Hutton

Type 1, 6, 11, 12, 14 & 22 Fabric

| Style Number and Description | C | D | E | F | G | H | I | J | K | L | M | ADD | Style # | ADD | # | Size | ADD | ADD | ADD | ADD | ADD | SU | LBS | C | W" | D" | H" |
|------------------------------|-----|-----|-----|-----|-----|-----|-----|-----|-----|-----|-----|-----|---------|-----|---|------|-----|-----|-----|-----|-----|----|-----|------|----|----|----|
| 2907S Small Ottoman | 259 | 269 | 279 | 289 | 299 | 309 | 319 | 329 | 339 | 339 | 349 | 9 | | | | | | | | | | 1 | 24 | 3.97 | 19 | 19 | 19 |
| 2907M Medium Ottoman | 299 | 299 | 319 | 319 | 329 | 339 | 349 | 359 | 369 | 379 | 389 | 9 | | | | | | | | | | 1 | 30 | 6.87 | 25 | 25 | 19 |



2900S/M Series - Hutton

FEATURES

Seats: Block Foam with Poly Fiber wrap
 Legs: Black Casters with brake

2910 Series - Loren

Type 1, 6, 11, 14 & 22 Fabric

| Style Number and Description | C | D | E | F | G | H | I | J | K | L | M | ADD | Style # | ADD | # | Size | CK ADD | FK ADD | DP ADD | PWR ADD | BP ADD | SU | LBS | C | W" | D" | H" | Overall |
|------------------------------|-----|-----|-----|-----|-----|-----|-----|-----|-----|-----|-----|-----|---------|-----|---|------|-----------|-----------|-----------|------------|-----------|----|-----|-------|----|----|----|---------|
| 2914 Chair | 659 | 659 | 679 | 689 | 699 | 709 | 719 | 739 | 749 | 759 | 769 | 19 | | | | | 29 | 39 | | | | 4 | 52 | 26.22 | 31 | 37 | 40 | |
| 2917 Ottoman | 329 | 329 | 339 | 349 | 359 | 369 | 379 | 389 | 399 | 409 | 419 | 9 | | | | | | | | | | 1 | 15 | 4.55 | 23 | 19 | 18 | |
| 2910-69 Swivel Chair | 749 | 749 | 769 | 779 | 799 | 809 | 829 | 839 | 849 | 869 | 879 | 19 | | | | | 29 | 39 | | | | 4 | 75 | 26.55 | 31 | 37 | 40 | |

2910AL Series - Louis

Type 10, 25 & 27 All Leather

| Style Number and Description | Select | Choice | | | | | | | | | | | Style # | ADD | # | Size | CK ADD | FK ADD | DP ADD | PWR ADD | BP ADD | SU | LBS | C | W" | D" | H" | Overall |
|------------------------------|--------|--------|--|--|--|--|--|--|--|--|--|--|---------|-----|---|------|-----------|-----------|-----------|------------|-----------|----|-----|-------|----|----|----|---------|
| 2914AL Chair | 1259 | 1399 | | | | | | | | | | | | | | | 29 | 39 | | | | 4 | 55 | 26.22 | 31 | 37 | 40 | |
| 2917AL Ottoman | 509 | 559 | | | | | | | | | | | | | | | | | | | | 1 | 17 | 4.55 | 23 | 19 | 18 | |
| 29169AL Swivel Chair | 1399 | 1549 | | | | | | | | | | | | | | | 29 | 39 | | | | 4 | | 26.55 | 31 | 37 | 40 | |



FEATURES

Toss Pillow Types Available: Not available
 Backs: Webbing with Sinuous Wire Support, Semi-Attached, Poly Fiber fill with Zipper Access
 Seats: Sinuous Wire Support, Block Foam with Poly Fiber wrap, Ventilated, Reversible*
 Legs: *Ottomans have attached seat cushions; AL: Non-reversible
 5", Tapered Screw-In wood; Swivel Chair: Swivel Base

3C00/3C00N Series - Jakson

Type 1, 6, 11, 14 & 22 Fabric

| Style Number and Description | C | D | E | F | G | H | I | J | K | L | M | ADD | FINISH: BRASS Style # | ADD | Welded # | Size | CK ADD | FK ADD | DP ADD | PWR ADD | BP ADD | SU | LBS | C | W" | D" | H" | Overall |
|------------------------------|-----|-----|-----|-----|-----|-----|-----|-----|-----|-----|-----|-----|--------------------------|-----|-------------|------|-----------|-----------|-----------|------------|-----------|----|-----|-------|----|----|----|---------|
| 3C04 Chair | 639 | 649 | 659 | 679 | 689 | 709 | 719 | 729 | 749 | 759 | 779 | 19 | 3C04N | 39 | | | 29 | 39 | | | | 3 | 77 | 24.00 | 32 | 36 | 36 | |
| 3C00-69 Swivel Chair | 719 | 729 | 739 | 759 | 769 | 779 | 799 | 809 | 829 | 839 | 849 | 19 | 3C0069N | 39 | | | 29 | 39 | | | | 3 | 77 | 22.67 | 32 | 36 | 34 | |

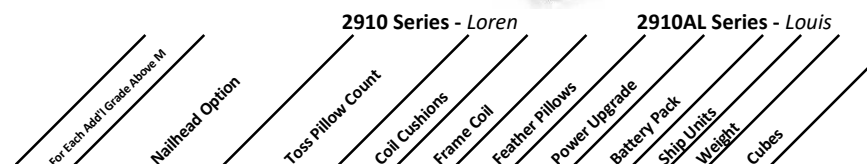
3C20/3C20N Series - Cunningham

Type 4 & 16 Fabric

| Style Number and Description | C | D | E | F | G | H | I | J | K | L | M | ADD | FINISH: BRASS Style # | ADD | Welded # | Size | CK ADD | FK ADD | DP ADD | PWR ADD | BP ADD | SU | LBS | C | W" | D" | H" | Overall |
|------------------------------|-----|-----|-----|-----|-----|-----|-----|-----|-----|-----|-----|-----|--------------------------|-----|-------------|------|-----------|-----------|-----------|------------|-----------|----|-----|-------|----|----|----|---------|
| 3C24 Chair | 659 | 669 | 689 | 699 | 719 | 729 | 749 | 759 | 769 | 789 | 799 | 19 | 3C24N | 39 | | | 29 | 39 | | | | 3 | 77 | 24.00 | 32 | 36 | 36 | |
| 3C20-69 Swivel Chair | 749 | 749 | 769 | 779 | 799 | 809 | 829 | 839 | 849 | 869 | 879 | 19 | 3C2069N | 39 | | | 29 | 39 | | | | 3 | 77 | 22.67 | 32 | 36 | 34 | |



FEATURES



Toss Pillow Types Available: Not available
Backs: Sinuous Wire Support, Attached, Block Foam with Poly Fiber wrap
Seats: Sinuous Wire Support, Block Foam with Poly Fiber wrap, Ventilated, Reversible*
Legs: 3.25" x 2.75" x 2.75", Tapered Screw-In wood; Swivel Chair: Swivel Base



3C00/3C00N Series - Jakson



3C20/3C20N Series - Cunningham

3D00 Series - Kenzie

Type 1, 6, 11, 14 & 22 Fabric

| Style Number and Description | Type 10, 25 & 27 All Leather | | | | | | | | | | | ADD | Style # | ADD | # | Size | CK ADD | FK ADD | DP ADD | PWR ADD | BP ADD | SU | LBS | C | Overall | | |
|------------------------------|------------------------------|-----|-----|-----|-----|------|------|------|------|------|------|-----|---------|-----|---|------|-----------|-----------|-----------|------------|-----------|----|-----|-------|---------|----|----|
| | C | D | E | F | G | H | I | J | K | L | M | | | | | | | | | | | | | | W" | D" | H" |
| 3D00-31 Motion Chair | 949 | 959 | 969 | 989 | 999 | 1009 | 1029 | 1039 | 1059 | 1069 | 1079 | 19 | | | | | | 39 | | 119 | 179 | 5 | 103 | 33.00 | 36 | 36 | 44 |

| Style Number and Description | Select | Choice | | | | | | | | | | | | Style # | ADD | # | Size | ADD | ADD | ADD | ADD | ADD | SU | LBS | C | W" | D" | H" |
|------------------------------|--------|--------|--|--|--|--|--|--|--|--|--|--|--|---------|-----|---|------|-----|-----|-----|-----|-----|----|-----|-------|----|----|----|
| 3D031AL Motion Chair | 1599 | 1759 | | | | | | | | | | | | | | | | | 39 | | 119 | 179 | 5 | | 33.00 | 36 | 36 | 44 |

FEATURES

Toss Pillow Types Available: Not available
Backs: Webbing with Sinuous Wire Support, Semi-Attached, Poly Fiber fill with Zipper Access
Seats: Sinuous Wire Support, Block Foam with Poly Fiber wrap
Legs: Front: 2.875" x 1.5" x 6"; Back: 6", Tapered Screw-In wood



3D00 Series - Kenzie



3D00AL Series - Maddox

3S00 Series- Ellis

Type 1, 6, 11, 12, 14 & 22 Fabric

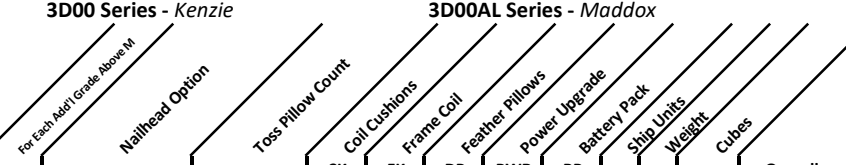
| Style Number and Description | | | | | | | | | | | | ADD | Style # | ADD | # | Size | CK ADD | FK ADD | DP ADD | PWR ADD | BP ADD | SU | LBS | C | Overall | | |
|------------------------------|-----|-----|-----|-----|-----|------|------|------|------|------|------|-----|---------|-----|---|---------|-----------|-----------|-----------|------------|-----------|----|-----|-------|---------|----|----|
| | C | D | E | F | G | H | I | J | K | L | M | | | | | | | | | | | | | | W" | D" | H" |
| 3S00-69 Swivel Chair | 939 | 949 | 959 | 979 | 989 | 1009 | 1019 | 1029 | 1049 | 1059 | 1069 | 19 | | | 2 | 20 x 20 | 29 | 39 | 49 | | | 4 | 89 | 28.15 | 38 | 40 | 32 |

FEATURES

Toss Pillow Types Available: No Fabric Restrictions on Toss Pillows. Leather, Vinyl, and Faux Fur pillows not available
Backs: Sinuous Wire Support, Loose, Poly Fiber fill
Seats: Sinuous Wire Support, Block Foam with Poly Fiber wrap, Ventilated, Reversible
Legs: Swivel Base with black plastic glides



3S00 Series - Ellis



3050 Series - Holston

Type 1, 6, 11, 14 & 22 Fabric

| Style Number and Description | Type 10, 25 & 27 All Leather | | | | | | | | | | | ADD | Style # | ADD | # | Size | CK ADD | FK ADD | DP ADD | PWR ADD | BP ADD | SU | LBS | C | Overall | | |
|------------------------------|------------------------------|-----|------|------|------|------|------|------|------|------|------|-----|---------|-----|---|------|-----------|-----------|-----------|------------|-----------|----|-------|----|---------|----|----|
| | C | D | E | F | G | H | I | J | K | L | M | | | | | | | | | | | | | | W" | D" | H" |
| 3050-31 Motion Chair | 989 | 999 | 1019 | 1029 | 1049 | 1059 | 1069 | 1089 | 1099 | 1119 | 1129 | 19 | | | | | | | 119 | 179 | 4 | 94 | 26.18 | 29 | 39 | 40 | |

| Style Number and Description | Select | Choice | | | | | | | | | | | | Style # | ADD | # | Size | ADD | ADD | ADD | ADD | ADD | SU | LBS | C | W" | D" | H" |
|------------------------------|--------|--------|--|--|--|--|--|--|--|--|--|--|--|---------|-----|---|------|-----|-----|-----|-----|-----|----|-------|----|----|----|----|
| 30531AL Motion Chair | 1599 | 1619 | | | | | | | | | | | | | | | | | | 119 | 179 | 4 | 94 | 26.18 | 29 | 39 | 40 | |

FEATURES

Toss Pillow Types Available: Not available
Backs: Webbing Support, Semi-Attached, Poly Fiber fill with Zipper Access
Seats: Sinuous Wire Support, Block Foam with Poly Fiber cap
Legs: Front: 2.5" x 1.5" x 5"; Back: 3.188" x 2" x 3.75", Screw-In wood



3050/3050AL Series - Holston

3350 Series - Henley

Type 1, 6, 11, 14 & 22 Fabric

| Style Number and Description | C | D | E | F | G | H | I | J | K | L | M | ADD | Style # | ADD | # | Size | CK | FK | DP | PWR | BP | SU | LBS | C | Overall | | |
|------------------------------|-----|-----|-----|-----|-----|-----|-----|-----|-----|-----|-----|-----|---------|-----|---|------|-----|-----|-----|-----|-----|----|-----|-------|---------|----|----|
| | | | | | | | | | | | | | | | | | ADD | ADD | ADD | ADD | ADD | | | | W" | D" | H" |
| 3350-69 Swivel Chair | 659 | 659 | 679 | 689 | 709 | 719 | 739 | 749 | 759 | 779 | 789 | 19 | | | | | | | | | | 3 | 64 | 19.97 | 29 | 34 | 35 |

FEATURES

Toss Pillow Types Available: Not available
Backs: Sinuous Wire Support, Semi-Attached, Block Foam with Poly Fiber fill with Zipper Access
Seats: Sinuous Wire Support, Block Foam with Poly Fiber wrap, Ventilated, Reversible
Legs: Swivel base with finished wood legs



3350 Series - Henley

3550 Series - Midtown

Type 1, 6, 11, 12, 14 & 22 Fabric

| Style Number and Description | C | D | E | F | G | H | I | J | K | L | M | ADD | Style # | ADD | # | Size | CK | FK | DP | PWR | BP | SU | LBS | C | Overall | | |
|------------------------------|-----|-----|-----|-----|-----|-----|-----|-----|-----|-----|-----|-----|---------|-----|---|------|-----|-----|-----|-----|-----|----|-----|-------|---------|----|----|
| | | | | | | | | | | | | | | | | | ADD | ADD | ADD | ADD | ADD | | | | W" | D" | H" |
| 3550-81 Storage Ottoman | 569 | 569 | 579 | 589 | 599 | 609 | 619 | 629 | 639 | 649 | 659 | 9 | | | | | | | | | | 2 | 51 | 10.60 | 36 | 18 | |

| Style Number and Description | Select | Choice | Style # | ADD | # | Size | ADD | ADD | ADD | ADD | ADD | SU | LBS | C | W" | D" | H" |
|------------------------------|-------------------------|--------|---------|-----|---|------|-----|-----|-----|-----|-----|----|-----|----|-------|----|----|
| | 35581AL Storage Ottoman | 1079 | 1179 | | | | | | | | | | 2 | 51 | 10.60 | 36 | 18 |

FEATURES

Seats: Block Foam with Poly Fiber wrap
Legs: Black Casters, plastic



3550 Series - Midtown
3550AL Series - Auden

3700 Series - Taylor

Type 1, 6, 11, 12, 14 & 22 Fabric

| Style Number and Description | C | D | E | F | G | H | I | J | K | L | M | ADD | Style # | ADD | # | Size | CK | FK | DP | PWR | BP | SU | LBS | C | Overall | | |
|------------------------------|-----|-----|-----|-----|-----|-----|-----|-----|-----|-----|-----|-----|---------|-----|---|------|-----|-----|-----|-----|-----|----|-----|-------|---------|----|----|
| | | | | | | | | | | | | | | | | | ADD | ADD | ADD | ADD | ADD | | | | W" | D" | H" |
| 3700-71 Swivel Glider | 789 | 799 | 819 | 829 | 849 | 859 | 869 | 889 | 899 | 919 | 929 | 19 | | | | | 29 | 39 | | | | 3 | 83 | 22.50 | 30 | 36 | 36 |

FEATURES

Toss Pillow Types Available: Not available
Backs: Sinuous Wire Support, Attached, Block Foam with Poly Fiber cap
Seats: Sinuous Wire Support, Block Foam with Poly Fiber wrap, Ventilated, Reversible
Legs: Swivel Glider Base with black plastic glides



3700 Series - Taylor

3800 Series - Pharris

Type 1, 6, 11, 12, 14 & 22 Fabric

| Style Number and Description | C | D | E | F | G | H | I | J | K | L | M | ADD | Style # | ADD | # | Size | CK ADD | FK ADD | DP ADD | PWR ADD | BP ADD | SU | LBS | C | Overall W" D" H" | | | |
|------------------------------|----------------------|------|------|------|------|------|------|------|------|------|------|------|---------|-----|---|------|-----------|-----------|-----------|------------|-----------|-----|-----|---|---------------------|-------|----|----|
| | 3800-31 Motion Chair | 1059 | 1069 | 1079 | 1099 | 1109 | 1119 | 1139 | 1149 | 1169 | 1179 | 1189 | 19 | | | | | | | 39 | | 119 | 179 | 4 | 97 | 28.42 | 31 | 36 |

FEATURES

Toss Pillow Types Available: Not available
Backs: Webbing with Sinuous Wire Support, Semi-Attached, Block Foam with Poly Fiber wrap with Zipper Access
Seats: Sinuous Wire Support, Block Foam with Poly Fiber wrap
Legs: Front: 2.875" x 1.625" x 6"; Back: 3.188" x 6", Screw-In wood



3800 Series - Pharris

3900 Series - Hayli

Type 1, 6, 11, 12, 14 & 22 Fabric

| Style Number and Description | C | D | E | F | G | H | I | J | K | L | M | ADD | Style # | ADD | # | Size | CK ADD | FK ADD | DP ADD | PWR ADD | BP ADD | SU | LBS | C | Overall W" D" H" | | | | |
|------------------------------|------------|-----|-----|-----|-----|-----|-----|-----|-----|-----|-----|-----|---------|-----|---|------|-----------|-----------|-----------|------------|-----------|----|-----|---|---------------------|----|-------|----|----|
| | 3904 Chair | 679 | 689 | 709 | 719 | 739 | 749 | 759 | 779 | 789 | 799 | 819 | 19 | | | | | | | 29 | 39 | | | | 3 | 60 | 25.44 | 33 | 37 |

| Style Number and Description | Price | | | | | | | | | | | Style # | ADD | # | Size | ADD | ADD | ADD | ADD | ADD | SU | LBS | C | Overall W" D" H" | | | | |
|------------------------------|--------------|------|--|--|--|--|--|--|--|--|--|---------|-----|---|------|-----|-----|-----|-----|-----|----|-----|---|---------------------|--|--|--|--|
| | 3904AL Chair | 1149 | | | | | | | | | | | | | | | | | | | | | | | | | | |

3920 Series - Hayli

Type 4 & 16 Fabric

| Style Number and Description | C | D | E | F | G | H | I | J | K | L | M | ADD | Style # | ADD | # | Size | CK ADD | FK ADD | DP ADD | PWR ADD | BP ADD | SU | LBS | C | Overall W" D" H" | | | | |
|------------------------------|------------|-----|-----|-----|-----|-----|-----|-----|-----|-----|-----|-----|---------|-----|---|------|-----------|-----------|-----------|------------|-----------|----|-----|---|---------------------|----|-------|----|----|
| | 3924 Chair | 749 | 749 | 769 | 779 | 799 | 809 | 829 | 839 | 849 | 869 | 879 | 19 | | | | | | | 29 | 39 | | | | 3 | 60 | 25.44 | 33 | 37 |

FEATURES

Toss Pillow Types Available: Not available
Backs: Sinuous Wire Support, Semi-Attached, Block Foam with Poly Fiber wrap
Seats: Sinuous Wire Support, Block Foam with Poly Fiber wrap, Ventilated, Reversible
 3904AL: Non-Reversible
Legs: 3" x 3" x 2.25", Screw-In wood



3900/3900AL/3920 Series - Hayli

4A00 Series - Evelyn

Type 1, 6, 11, 14 & 22 Fabric

| Style Number and Description | C | D | E | F | G | H | I | J | K | L | M | ADD | Style # | ADD | # | Welted Size | CK ADD | FK ADD | DP ADD | PWR ADD | BP ADD | SU | LBS | C | Overall W" D" H" | | | |
|------------------------------|------------|-----|-----|-----|-----|-----|-----|-----|-----|-----|-----|-----|---------|-----|---|----------------|-----------|-----------|-----------|------------|-----------|----|-----|---|---------------------|-------|----|----|
| | 4A04 Chair | 529 | 539 | 549 | 569 | 579 | 589 | 609 | 619 | 629 | 649 | 659 | 19 | | | 1 | 14 x 22 | | 39 | 29 | | | | 2 | 35 | 14.85 | 23 | 31 |

FEATURES

Toss Pillow Types Available: Not available

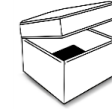


Backs: Sinuous Wire Support, Attached, Block Foam with Poly Fiber cap
 Seats: Sinuous Wire Support, Block Foam with Poly Fiber cap
 Legs: 5", Screw-In plastic



4G00 Series - Walker

| Type 1, 6, 11, 14 & 22 Fabric | | | | | | | | | | | | | ADD | Style # | ADD | # | Size | CK ADD | FK ADD | DP ADD | PWR ADD | BP ADD | SU | LBS | C | Overall | | | | | | | | | | | |
|-------------------------------|--|--|--|--|--|--|--|--|--|--|--|--|-----|---------|-----|-----|------|--------|--------|--------|---------|--------|-----|-----|---|---------|--|--|--|--|----|----|----|------|----|----|----|
| Style Number and Description | | | | | | | | | | | | | C | D | E | F | G | H | I | J | K | L | M | | | | | | | | W" | D" | H" | | | | |
| 4G00-81 Storage Ottoman | | | | | | | | | | | | | 439 | 439 | 449 | 459 | 469 | 479 | 489 | 499 | 509 | 519 | 529 | 9 | | | | | | | | 1 | 60 | 8.49 | 29 | 27 | 18 |



FEATURES

Seats: Block Foam with Poly Fiber wrap
 Legs: Black Casters, plastic

4G00 Series - Walker

4050 Series - Mattie

| Type 1, 6, 11, 12, 14 & 22 Fabric | | | | | | | | | | | | | ADD | Style # | ADD | # | Size | CK ADD | FK ADD | DP ADD | PWR ADD | BP ADD | SU | LBS | C | Overall | | | | | | | | | | | | |
|-----------------------------------|--|--|--|--|--|--|--|--|--|--|--|--|-----|---------|-----|-----|------|--------|--------|--------|---------|--------|-----|-----|---|---------|----|----|--|--|----|----|----|----|-------|----|----|----|
| Style Number and Description | | | | | | | | | | | | | C | D | E | F | G | H | I | J | K | L | M | | | | | | | | W" | D" | H" | | | | | |
| 4054 Chair | | | | | | | | | | | | | 749 | 749 | 769 | 779 | 799 | 809 | 829 | 839 | 849 | 869 | 879 | 19 | | | 29 | 39 | | | | | 4 | 77 | 28.07 | 33 | 35 | 42 |



FEATURES

Toss Pillow Types Available: Not available
 Backs: Sinuous Wire Support, Attached, Block Foam with Poly Fiber cap
 Seats: Sinuous Wire Support, Block Foam with Poly Fiber wrap, Ventilated, Reversible
 Legs: 3.25" x 2.875" x 2.75", Pyramid Screw-In wood

4050 Series - Mattie

4530 Series

4530N Series - Saylor

| Type 1, 6, 11, 14 & 22 Fabric | | | | | | | | | | | | | ADD | FINISH: SILVER | Style # | ADD | # | Size | CK ADD | FK ADD | DP ADD | PWR ADD | BP ADD | SU | LBS | C | Overall | | | | | | | | | | | | |
|-------------------------------|--|--|--|--|--|--|--|--|--|--|--|--|-----|----------------|---------|-----|-----|------|--------|--------|--------|---------|--------|----|-------|----|---------|----|--|--|----|----|----|---|----|-------|----|----|----|
| Style Number and Description | | | | | | | | | | | | | C | D | E | F | G | H | I | J | K | L | M | | | | | | | | W" | D" | H" | | | | | | |
| 4534 Chair | | | | | | | | | | | | | 639 | 649 | 659 | 679 | 689 | 699 | 719 | 729 | 749 | 759 | 769 | 19 | 4534N | 29 | | 39 | | | | | | 4 | 57 | 26.44 | 32 | 34 | 42 |

| Type 10, 25 & 27 All Leather | | | | | | | | | | | | | ADD | Style # | ADD | # | Size | ADD | ADD | ADD | ADD | ADD | SU | LBS | C | Overall | | | | | | | | | | | | | |
|------------------------------|--|--|--|--|--|--|--|--|--|--|--|--|--------|---------|-----|---|------|-----|-----|-----|-----|-----|----|-----|---------|---------|--|----|--|--|----|----|----|---|----|-------|----|----|----|
| Style Number and Description | | | | | | | | | | | | | Select | Choice | | | | | | | | | | | | | | | | | W" | D" | H" | | | | | | |
| 4534AL Chair | | | | | | | | | | | | | 1139 | 1259 | | | | | | | | | | | 4534ALN | 29 | | 39 | | | | | | 4 | 64 | 26.44 | 32 | 34 | 42 |



4530/4530N Series - Saylor



4530AL/4530ALN Series - Luther

FEATURES

Toss Pillow Types Available: Not available
 Backs: Sinuous Wire Support, Attached, Block Foam with Poly Fiber wrap
 Seats: Sinuous Wire Support, Block Foam with Poly Fiber wrap, Ventilated, Non-Reversible
 Legs: Front: 2.5" x 7.125"; Back 2" x 7.125", Pyramid Screw-In wood

4540/4540N Series - Smith

Type 1, 6, 11, 14 & 22 Fabric

| Style Number and Description | C | D | E | F | G | H | I | J | K | L | M | ADD | FINISH: SILVER | | # | Size | CK ADD | FK ADD | DP ADD | PWR ADD | BP ADD | SU | LBS | C | Overall | | | |
|------------------------------|-----|-----|-----|-----|-----|-----|-----|-----|-----|-----|-----|-----|----------------|-----|---|------|-----------|-----------|-----------|------------|-----------|----|-----|----|---------|----|----|----|
| | | | | | | | | | | | | | Style # | ADD | | | | | | | | | | | W" | D" | H" | |
| 4544 Chair | 719 | 719 | 739 | 749 | 769 | 779 | 799 | 809 | 819 | 839 | 849 | 19 | 4544N | 29 | | | | 39 | | | | | 4 | 50 | 26.44 | 32 | 34 | 42 |



FEATURES

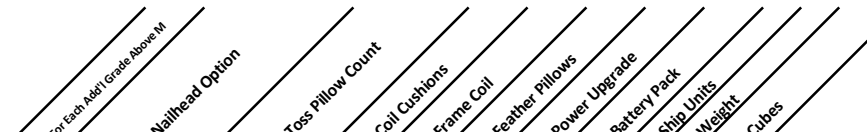
Toss Pillow Types Available: Not available
Backs: Sinuous Wire Support, Attached, Block Foam with Poly Fiber wrap
Seats: Sinuous Wire Support, Block Foam with Poly Fiber wrap, Ventilated, Non-Reversible
Legs: Front: 2.5" x 7.125"; Back 2" x 7.125", Pyramid Screw-In wood

4540/4540N Series - Smith

4550 Series - Caylor

Type 1, 6, 11, 12, 14 & 22 Fabric

| Style Number and Description | C | D | E | F | G | H | I | J | K | L | M | ADD | Style # | ADD | # | Size | CK ADD | FK ADD | DP ADD | PWR ADD | BP ADD | SU | LBS | C | Overall | | | |
|------------------------------|-----|-----|-----|-----|-----|-----|-----|-----|-----|-----|-----|-----|---------|-----|---|------|-----------|-----------|-----------|------------|-----------|----|-----|----|---------|----|----|----|
| | | | | | | | | | | | | | | | | | | | | | | | | | W" | D" | H" | |
| 4550-10 Large Ottoman | 459 | 459 | 479 | 489 | 489 | 499 | 509 | 519 | 529 | 539 | 549 | 9 | | | | | | | | | | | 2 | 49 | 13.47 | 37 | 37 | 17 |



4550 Series - Caylor

FEATURES

Seats: Block Foam with Poly Fiber wrap
Legs: 3.25" x 3.25" x 2.75", Screw-In wood

4610 Series - Ezra

Type 1, 6, 11, 12, 14 & 22 Fabric

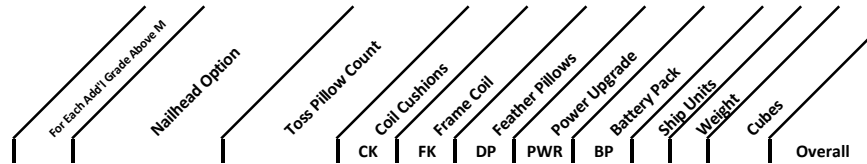
| Style Number and Description | C | D | E | F | G | H | I | J | K | L | M | ADD | Style # | ADD | # | Size | CK ADD | FK ADD | DP ADD | PWR ADD | BP ADD | SU | LBS | C | Overall | | | |
|------------------------------|-----|-----|-----|-----|-----|-----|-----|-----|-----|-----|-----|-----|---------|-----|---|------|-----------|-----------|-----------|------------|-----------|----|-----|----|---------|----|----|----|
| | | | | | | | | | | | | | | | | | | | | | | | | | W" | D" | H" | |
| 4610-69 Swivel Chair | 649 | 659 | 669 | 689 | 699 | 719 | 729 | 739 | 759 | 769 | 779 | 19 | | | | | | | | | | | 3 | 74 | 22.91 | 29 | 35 | 39 |



4610 Series - Ezra

FEATURES

Toss Pillow Types Available: Not available
Backs: Sinuous Wire Support, Attached, Block Foam with Poly Fiber cap
Seats: Sinuous Wire Support, Block Foam with Poly Fiber wrap, Ventilated, Reversible
Legs: Swivel Base with Finished Wood Legs



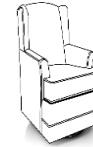
6A00 Series - Valerie

Type 1, 6, 11, 14 & 22 Fabric

| Style Number and Description | C | D | E | F | G | H | I | J | K | L | M | ADD | Style # | ADD | # | Size | ADD | ADD | ADD | ADD | ADD | SU | LBS | C | W" | D" | H" |
|------------------------------|-----|-----|-----|-----|-----|-----|-----|-----|-----|-----|-----|-----|---------|-----|---|------|-----|-----|-----|-----|-----|----|-----|-------|----|----|----|
| 6A00-69 Swivel Chair | 669 | 669 | 689 | 689 | 699 | 709 | 719 | 729 | 739 | 749 | 759 | 9 | | | | | 29 | 39 | | | | 4 | 77 | 24.84 | 32 | 35 | 40 |

FEATURES

Toss Pillow Types Available: Not available
Backs: Sinuous Wire Support, Attached, Block Foam with Poly Fiber wrap
Seats: Sinuous Wire Support, Block Foam with Poly Fiber wrap
Legs: Swivel Base with black plastic glides



6A00 Series - Valerie

6F00 Series - Brenton

Type 1, 6, 11, 14 & 22 Fabric

| Style Number and Description | C | D | E | F | G | H | I | J | K | L | M | ADD | Style # | ADD | # | Size | CK ADD | FK ADD | DP ADD | PWR ADD | BP ADD | SU | LBS | C | W" | D" | H" | Overall |
|------------------------------|-----|-----|-----|-----|-----|-----|-----|-----|-----|-----|-----|-----|---------|-----|---|------|-----------|-----------|-----------|------------|-----------|----|-----|-------|----|----|----|---------|
| 6F04 Chair | 629 | 639 | 659 | 669 | 689 | 699 | 719 | 729 | 739 | 759 | 769 | 19 | | | | | | 39 | | | | 3 | 46 | 25.07 | 30 | 38 | 38 | |
| 6F07 Ottoman | 289 | 299 | 309 | 319 | 329 | 339 | 339 | 349 | 359 | 369 | 379 | 9 | | | | | | | | | | 1 | 14 | 4.26 | 23 | 20 | 16 | |

FEATURES

Toss Pillow Types Available: Not available
Backs: Sinuous Wire Support, Attached, Block Foam with Poly Fiber cap
Seats: Sinuous Wire Support, Block Foam with Poly Fiber cap
Legs: Front: 4" x 6"; Back: 6", Carved Screw-In wood

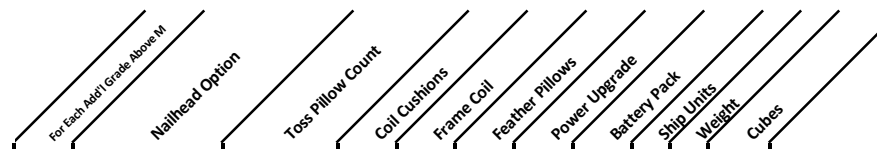


6F00 Series - Brenton

6200 Series - Collegedale

Type 1, 6, 11, 14 & 22 Fabric

| Style Number and Description | C | D | E | F | G | H | I | J | K | L | M | ADD | Style # | ADD | # | Size | CK ADD | FK ADD | DP ADD | PWR ADD | BP ADD | SU | LBS | C | W" | D" | H" | Overall |
|------------------------------|-----|-----|-----|-----|-----|-----|-----|-----|-----|-----|-----|-----|---------|-----|---|------|-----------|-----------|-----------|------------|-----------|----|-----|-------|----|----|----|---------|
| 6200-31 Motion Chair | 859 | 859 | 879 | 889 | 909 | 919 | 939 | 949 | 959 | 979 | 989 | 19 | | | | | | 39 | | 119 | 179 | 4 | 80 | 26.13 | 32 | 34 | 42 | |



FEATURES

Toss Pillow Types Available: Not available
Backs: Sinuous Wire Support, Semi-Attached, Block Foam with Poly Fiber fill with Zipper Access
Seats: Sinuous Wire Support, Block Foam with Poly Fiber wrap, Ventilated, Non-Reversible
Legs: Front: 1.5" x 2.875" x 6"; Back: 2" x 3.25" x 6", Screw-In wood



6200 Series - Collegedale

7F00/7F00M/7F00S Series - Hermosa

Type 1, 6, 11, 12, 14 & 22 Fabric

| Style Number and Description | C | D | E | F | G | H | I | J | K | L | M | ADD | Style # | ADD | # | Size | CK ADD | FK ADD | DP ADD | PWR ADD | BP ADD | SU | LBS | C | W" | D" | H" | Overall |
|------------------------------|-----|-----|-----|-----|-----|-----|-----|-----|-----|-----|-----|-----|---------|-----|---|------|-----------|-----------|-----------|------------|-----------|----|-----|-------|----|----|----|---------|
| 7F07 Ottoman | 769 | 779 | 789 | 799 | 799 | 809 | 819 | 829 | 839 | 849 | 859 | 9 | | | | | | | | | | 4 | 101 | 31.30 | 52 | 52 | 20 | |
| 7F07M Medium Ottoman | 619 | 629 | 639 | 649 | 659 | 669 | 679 | 689 | 689 | 699 | 709 | 9 | | | | | | | | | | 3 | 72 | 18.52 | 40 | 40 | 20 | |
| 7F07S Small Ottoman | 529 | 539 | 549 | 559 | 569 | 579 | 589 | 599 | 599 | 609 | 619 | 9 | | | | | | | | | | 2 | 48 | 11.85 | 32 | 32 | 20 | |



FEATURES

Seats: Block Foam with Poly Fiber wrap
Legs: Black Casters, Screw-In plastic



7F00 Series - Hermosa

7550 Series - Canton

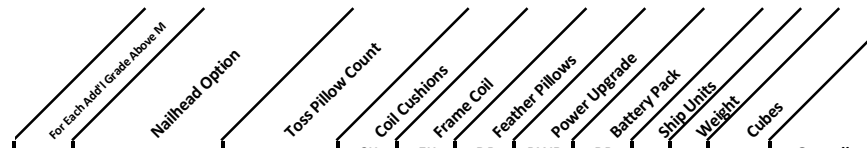
Type 1, 6, 11, 12, 14 & 22 Fabric
 Style Number and Description

| Style Number and Description | C | D | E | F | G | H | I | J | K | L | M | ADD | Style # | ADD | # | Size | CK ADD | FK ADD | DP ADD | PWR ADD | BP ADD | SU | LBS | C | Overall W" D" H" | | |
|------------------------------|-----------------------|-----|-----|-----|-----|-----|-----|-----|-----|-----|-----|-----|---------|-----|---|------|-----------|-----------|-----------|------------|-----------|----|-----|----|---------------------|----|----|
| | 7550-10 Large Ottoman | 519 | 519 | 539 | 549 | 549 | 559 | 569 | 579 | 589 | 599 | 609 | 9 | | | | | | | | | | 2 | 51 | 14.16 | 46 | 28 |

7550AL Series - Canton

Type 10, 25 & 27 All Leather

| Style Number and Description | Select | Style # | ADD | # | Size | ADD | ADD | ADD | ADD | ADD | SU | LBS | C | W" | D" | H" |
|------------------------------|--------|---------|-----|---|------|-----|-----|-----|-----|-----|----|-----|-------|----|----|----|
| 7550AL Large Ottoman | 719 | | | | | | | | | | 2 | 51 | 14.16 | 46 | 28 | 19 |



FEATURES

Seats: Block Foam with Poly Fiber wrap
Legs: 2.5" x 1.625" x 7.125, Tapered Screw-In wood



7550/7550AL Series - Canton

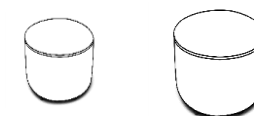
8V00/8V00XL Series - Cullen

Type 1, 6, 11, 14 & 22 Fabric

| Style Number and Description | C | D | E | F | G | H | I | J | K | L | M | ADD | Style # | ADD | # | Size | CK ADD | FK ADD | DP ADD | PWR ADD | BP ADD | SU | LBS | C | Overall W" D" H" | | |
|------------------------------|-----|-----|-----|-----|-----|-----|-----|-----|-----|-----|-----|-----|---------|-----|---|------|-----------|-----------|-----------|------------|-----------|----|-----|-------|---------------------|----|----|
| 8V07 Ottoman | 359 | 369 | 379 | 389 | 399 | 409 | 419 | 429 | 429 | 439 | 449 | 9 | | | | | | | | | | 1 | 38 | 10.67 | 32 | 32 | 18 |
| 8V07XL Extra Large Ottoman | 439 | 449 | 459 | 469 | 479 | 489 | 499 | 509 | 519 | 519 | 529 | 9 | | | | | | | | | | 2 | 59 | 16.67 | 40 | 40 | 18 |

FEATURES

Seats: Block Foam with Poly Fiber cap
Legs: Black Casters with brake, Screw-In plastic

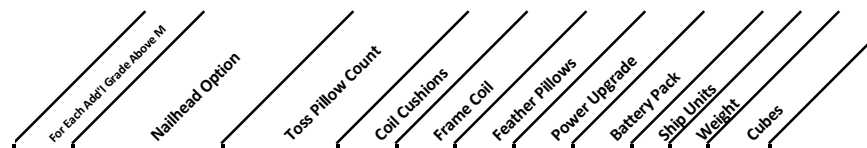


8V00/8V00XL Series - Cullen

8W00 Series - Wright

Type 1, 6, 11, 14 & 22 Fabric

| Style Number and Description | C | D | E | F | G | H | I | J | K | L | M | ADD | Style # | ADD | # | Size | CK ADD | FK ADD | DP ADD | PWR ADD | BP ADD | SU | LBS | C | Overall W" D" H" | | |
|------------------------------|-----|-----|-----|-----|-----|-----|------|------|------|------|------|-----|---------|-----|---|------|-----------|-----------|-----------|------------|-----------|----|-----|-------|---------------------|----|----|
| 8W00-31 Motion Chair | 939 | 949 | 959 | 979 | 989 | 999 | 1019 | 1029 | 1039 | 1059 | 1069 | 19 | | | | | 39 | | | 119 | 179 | 4 | 96 | 32.76 | 34 | 37 | 45 |



FEATURES

Toss Pillow Types Available: Not available
Backs: Webbing with Sinuous Wire Support, Attached, Poly Fiber Fill with Zipper Access



Seats: Sinuous Wire Support, Block Foam with Poly Fiber cap
 Legs: Front: 1.875" x 3" x 5"; Back: 2" x 3.188" x 3.75", Screw-In wood



8W00 Series - Wright

8X00 Series - Arden

Type 1, 6, 11, 14 & 22 Fabric

| Style Number and Description | C | D | E | F | G | H | I | J | K | L | M | ADD | Style # | ADD | # | Size | CK ADD | FK ADD | DP ADD | PWR ADD | BP ADD | SU | LBS | C | Overall W" D" H" |
|------------------------------|-----|-----|-----|-----|-----|-----|-----|-----|-----|-----|-----|-----|---------|-----|---|------|-----------|-----------|-----------|------------|-----------|----|-----|-------|---------------------|
| 8X04 Chair | 679 | 689 | 699 | 719 | 729 | 749 | 759 | 769 | 789 | 799 | 809 | 19 | | | | | 29 | 39 | | | | 4 | 62 | 30.63 | 35 36 42 |

8X20 Series - Arden

Type 4 & 16 Fabric

| Style Number and Description | C | D | E | F | G | H | I | J | K | L | M | ADD | Style # | ADD | # | Size | CK ADD | FK ADD | DP ADD | PWR ADD | BP ADD | SU | LBS | C | Overall W" D" H" |
|------------------------------|-----|-----|-----|-----|-----|-----|-----|-----|-----|-----|-----|-----|---------|-----|---|------|-----------|-----------|-----------|------------|-----------|----|-----|-------|---------------------|
| 8X24 Chair | 769 | 779 | 799 | 809 | 819 | 839 | 849 | 859 | 879 | 889 | 909 | 19 | | | | | 29 | 39 | | | | 4 | 62 | 30.63 | 35 36 42 |

FEATURES

Toss Pillow Types Available: Not available
 Backs: Sinuous Wire Support, Attached, Block Foam with Poly Fiber cap
 Seats: Sinuous Wire Support, Block Foam with Poly Fiber wrap, Ventilated, Reversible
 Legs: 5.5", Turned Screw-In wood



8X00 Series - Arden

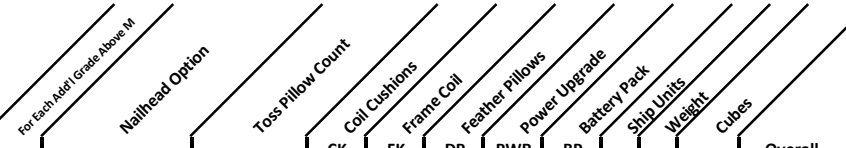


8X20 Series - Arden

8Z00 Series - Becca

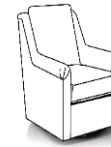
Type 1, 6, 11, 14 & 22 Fabric

| Style Number and Description | C | D | E | F | G | H | I | J | K | L | M | ADD | Style # | ADD | # | Size | CK ADD | FK ADD | DP ADD | PWR ADD | BP ADD | SU | LBS | C | Overall W" D" H" |
|------------------------------|-----|-----|-----|-----|-----|-----|-----|-----|-----|-----|-----|-----|---------|-----|---|------|-----------|-----------|-----------|------------|-----------|----|-----|-------|---------------------|
| 8Z00-69 Swivel Chair | 749 | 749 | 769 | 779 | 799 | 809 | 829 | 839 | 849 | 869 | 879 | 19 | | | | | 29 | 39 | | | | 4 | 78 | 27.56 | 33 37 39 |



FEATURES

Toss Pillow Types Available: Not available
 Backs: Webbing Support, Loose, Block Foam with Poly Fiber wrap with Zipper Access
 Seats: Sinuous Wire Support, Block Foam with Poly Fiber wrap, Ventilated, Reversible
 Legs: Swivel Base with black plastic glides



8Z00 Series - Becca

8630 Series - Betty

Type 1, 6, 11, 14 & 22 Fabric

| Style Number and Description | C | D | E | F | G | H | I | J | K | L | M | ADD | Style # | ADD | # | Size | CK ADD | FK ADD | DP ADD | PWR ADD | BP ADD | SU | LBS | C | Overall W" D" H" |
|------------------------------|-----|-----|-----|-----|-----|-----|-----|-----|-----|-----|-----|-----|---------|-----|---|------|-----------|-----------|-----------|------------|-----------|----|-----|-------|---------------------|
| 8630-81 Storage Ottoman | 589 | 599 | 609 | 619 | 629 | 639 | 649 | 659 | 659 | 669 | 679 | 9 | | | | | | | | | | 2 | 49 | 12.93 | 42 28 19 |

FEATURES

Seats: Block Foam with Poly Fiber wrap
 Legs: 1.625" x 2.75" x 2.375", Screw-In wood



8630 Series - Betty

8830 Series - Kelsey

Type 1, 6, 11, 14 & 22 Fabric

| Style Number and Description | C | D | E | F | G | H | I | J | K | L | M | ADD | Style # | ADD | # | Size | CK ADD | FK ADD | DP ADD | PWR ADD | BP ADD | SU | LBS | C | Overall | | | |
|------------------------------|-----|-----|-----|-----|-----|-----|-----|-----|-----|-----|-----|-----|---------|-----|---|------|-----------|-----------|-----------|------------|-----------|----|-----|----|---------|----|----|----|
| | | | | | | | | | | | | | | | | | | | | | | | | | W" | D" | H" | |
| 8834 Chair | 589 | 599 | 609 | 629 | 639 | 649 | 669 | 679 | 689 | 709 | 719 | 19 | | | | | | 39 | | | | | 3 | 43 | 25.07 | 30 | 38 | 38 |
| 8837 Ottoman | 249 | 259 | 269 | 279 | 289 | 299 | 309 | 319 | 319 | 329 | 339 | 9 | | | | | | | | | | | 1 | 14 | 4.11 | 22 | 19 | 17 |

FEATURES

Toss Pillow Types Available: Not available
Backs: Sinuous Wire Support, Attached, Block Foam with Poly Fiber wrap
Seats: Sinuous Wire Support, Block Foam with Poly Fiber wrap
Legs: Front: 4" x 6" Carved Screw-In; Back: 6" Screw-In
 Ottoman: 4" x 6" H, Carved Screw-In



8830 Series - Kelsey

9G00 Series - Allie

Type 1, 6, 11, 14 & 22 Fabric

| Style Number and Description | C | D | E | F | G | H | I | J | K | L | M | ADD | Style # | ADD | # | Size | CK ADD | FK ADD | DP ADD | PWR ADD | BP ADD | SU | LBS | C | Overall | | | |
|------------------------------|-----|-----|-----|-----|-----|-----|-----|-----|-----|-----|-----|-----|---------|-----|---|------|-----------|-----------|-----------|------------|-----------|----|-----|----|---------|----|----|----|
| | | | | | | | | | | | | | | | | | | | | | | | | | W" | D" | H" | |
| 9G00-71 Swivel Glider | 749 | 749 | 769 | 779 | 799 | 809 | 829 | 839 | 849 | 869 | 879 | 19 | | | | | 29 | 39 | | | | | 3 | 78 | 24.41 | 30 | 37 | 38 |

FEATURES

Toss Pillow Types Available: Not available
Backs: Sinuous Wire Support, Attached, Block Foam with Poly Fiber cap
Seats: Sinuous Wire Support, Block Foam with Poly Fiber wrap, Ventilated, Reversible
Legs: Swivel Base with black plastic glides



9G00 Series - Allie

9H00/9H00N Series - Marley

Type 1, 6, 11, 14 & 22 Fabric

| Style Number and Description | C | D | E | F | G | H | I | J | K | L | M | ADD | FINISH: BRASS | | # | Size | CK ADD | FK ADD | DP ADD | PWR ADD | BP ADD | SU | LBS | C | Overall | | | |
|------------------------------|-----|-----|-----|-----|-----|-----|-----|-----|-----|-----|-----|-----|---------------|-----|---|------|-----------|-----------|-----------|------------|-----------|----|-----|----|---------|----|----|----|
| | | | | | | | | | | | | | Style # | ADD | | | | | | | | | | | W" | D" | H" | |
| 9H04 Chair | 659 | 669 | 679 | 699 | 709 | 719 | 739 | 749 | 769 | 779 | 789 | 19 | 9H04N | 19 | | | 29 | 39 | | | | | 4 | 64 | 25.91 | 31 | 38 | 38 |

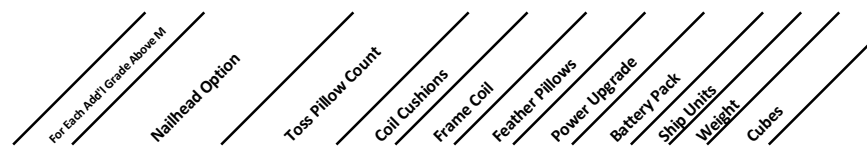
FEATURES

Toss Pillow Types Available: Not available
Backs: Sinuous Wire Support, Semi-Attached, Block Foam with Poly Fiber wrap with Zipper Access
Seats: Sinuous Wire Support, Block Foam with Poly Fiber wrap, Ventilated, Reversible
Legs: Front: 2.875" x 1.5" x 6" H.; Back: 2.5" x 1.375" x 6" H.", Tapered Screw-In wood



9H00/9H00N Series - Marley

9J00S/9J00M Series - Asher



Type 1, 6, 11, 14 & 22 Fabric

| Style Number and Description | C | D | E | F | G | H | I | J | K | L | M | ADD | Style # | ADD | # | Size | CK ADD | FK ADD | DP ADD | PWR ADD | BP ADD | SU | LBS | C | Overall W" D" H" | | |
|------------------------------|-----|-----|-----|-----|-----|-----|-----|-----|-----|-----|-----|-----|---------|-----|---|------|-----------|-----------|-----------|------------|-----------|----|-----|------|---------------------|----|----|
| 9J07S Small Ottoman | 189 | 189 | 199 | 209 | 219 | 229 | 239 | 249 | 259 | 269 | 279 | 9 | | | | | | | | | | 1 | 11 | 3.76 | 19 | 19 | 18 |
| 9J07M Medium Ottoman | 229 | 239 | 249 | 259 | 269 | 279 | 289 | 289 | 299 | 309 | 319 | 9 | | | | | | | | | | 1 | 20 | 6.51 | 25 | 25 | 18 |



9J00S/M Series - Asher

FEATURES

Seats: Block Foam with Poly Fiber wrap
 Legs: Nail-on Glide

9000 Series - Delia

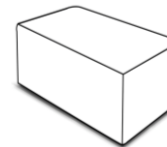
Type 1, 6, 11, 12, 14 & 22 Fabric

| Style Number and Description | C | D | E | F | G | H | I | J | K | L | M | ADD | Style # | ADD | # | Size | CK ADD | FK ADD | DP ADD | PWR ADD | BP ADD | SU | LBS | C | Overall W" D" H" | | |
|------------------------------|-----|-----|-----|-----|-----|-----|-----|-----|-----|-----|-----|-----|---------|-----|---|------|-----------|-----------|-----------|------------|-----------|----|-----|-------|---------------------|----|----|
| 9000-10 Large Ottoman | 529 | 539 | 549 | 559 | 569 | 569 | 579 | 589 | 599 | 609 | 619 | 9 | | | | | | | | | | 2 | 69 | 16.16 | 49 | 30 | 19 |

9020 Series - Delia

Type 4 & 16 Fabric

| Style Number and Description | C | D | E | F | G | H | I | J | K | L | M | ADD | Style # | ADD | # | Size | ADD | ADD | ADD | ADD | ADD | SU | LBS | C | W" | D" | H" |
|------------------------------|-----|-----|-----|-----|-----|-----|-----|-----|-----|-----|-----|-----|---------|-----|---|------|-----|-----|-----|-----|-----|----|-----|-------|----|----|----|
| 9020-10 Large Ottoman | 569 | 569 | 579 | 589 | 599 | 609 | 619 | 629 | 639 | 649 | 659 | 9 | | | | | | | | | | 2 | 69 | 16.16 | 49 | 30 | 19 |



9000 Series - Delia



9020 Series - Delia

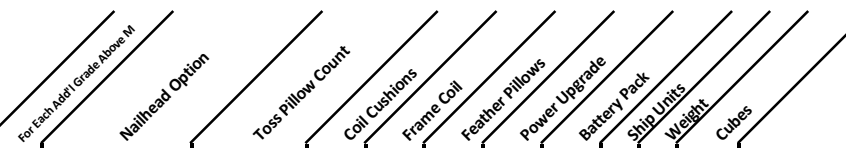
FEATURES

Seats: Block Foam with Poly Fiber wrap
 Legs: Nail-on Glide

9950 Series - Camden

Type 1, 6, 11, 14 & 22 Fabric

| Style Number and Description | C | D | E | F | G | H | I | J | K | L | M | ADD | Style # | ADD | # | Size | CK ADD | FK ADD | DP ADD | PWR ADD | BP ADD | SU | LBS | C | Overall W" D" H" | | | |
|------------------------------|-----|-----|-----|-----|-----|-----|-----|-----|-----|-----|-----|-----|---------|-----|---|------|-----------|-----------|-----------|------------|-----------|----|-----|----|---------------------|----|----|----|
| 9950-71 Swivel Glider | 679 | 679 | 689 | 699 | 709 | 719 | 729 | 739 | 749 | 759 | 769 | 9 | | | | | 29 | | | | | | 3 | 81 | 22.73 | 34 | 35 | 30 |



FEATURES

Toss Pillow Types Available: Not available
 Backs: Sinuous Wire Support, Attached, Block Foam with Poly Fiber wrap
 Seats: Sinuous Wire Support, Block Foam with Poly Fiber wrap, Ventilated, Reversible*
 Legs: Swivel Base with black plastic glides



9950 Series - Camden