

We do our best to provide the most accurate dimensions.  
However, as with all handcrafted products, dimensions  
are approximate.

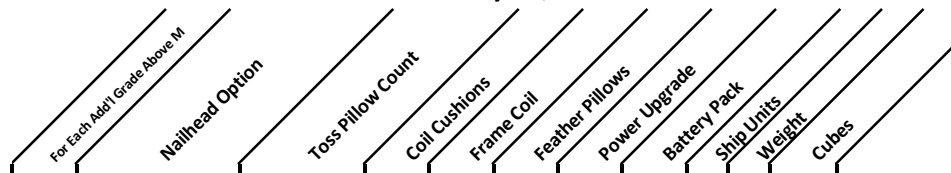
#REF!

ACCENTS  
January 31, 2023

### 410R Series - Martha

Type 1, 6, 11, 14 & 22 Fabric

Style Number and Description	C	D	E	F	G	H	I	J	K	L	M	ADD	Style #	ADD	#	Size	CK	FK	DP	PWR	BP	SU	LBS	C	Overall Dimensions		
																	ADD	ADD	ADD	ADD	ADD				W"	D"	H"
410-31R Motion Chair	899	909	919	939	949	959	969	989	999	1009	1029	19						39		109	169	4	86	30.46	34	36	43



**FEATURES**

**Toss Pillow Types Available:** Not available  
**Backs:** Sinuous Wire Support, Attached, Block Foam with Poly Fiber wrap  
**Seats:** Sinuous Wire Support, Block Foam with Poly Fiber wrap  
**Legs:** Front: 3.5" x 10"; Back 2.5" x 6.25", Screw-In wood



410R Series - Martha

### 470 Series

#### 470N Series - Reynolds

Type 1, 6, 11, 14 & 22 Fabric

Style Number and Description	C	D	E	F	G	H	I	J	K	L	M	ADD	FINISH: PEWTER		#	Size	CK	FK	DP	PWR	BP	SU	LBS	C	Overall Dimensions			
													Style #	ADD			ADD	ADD	ADD	ADD	W"				D"	H"		
474 Chair	659	669	679	699	709	719	739	749	759	779	789	19	474N	29			29	39					4	74	27.76	30	39	41
470-69 Swivel Chair	879	889	899	919	929	939	949	969	979	989	1009	19	470-69N	39			29						4	90	27.76	30	39	41

### 490/490N Series - Shipley

Type 4, 15 & 16 Fabric

Style Number and Description	C	D	E	F	G	H	I	J	K	L	M	ADD	FINISH: PEWTER		#	Size	CK	FK	DP	PWR	BP	SU	LBS	C	Overall Dimensions			
													Style #	ADD			ADD	ADD	ADD	ADD	W"				D"	H"		
494 Chair	709	719	739	749	759	779	789	799	809	829	839	19	494N	29			29	39					4	74	27.76	30	39	41
490-69 Swivel Chair	859	869	879	899	909	919	939	949	959	979	989	19	490-69N	39			29						4	90	27.76	30	39	41



470/470N Series - Reynolds



490/490N Series - Shipley

**FEATURES**

**Toss Pillow Types Available:** Not available  
**Backs:** Sinuous Wire Support, Attached, Block Foam with Poly Fiber cap  
**Seats:** Sinuous Wire Support, Block Foam with Poly Fiber wrap, Ventilated, Reversible\*  
**Legs:** 3" x 6", Screw-In wood; Swivel Chair: Swivel Base

We do our best to provide the most accurate dimensions.  
However, as with all handcrafted products, dimensions  
are approximate.

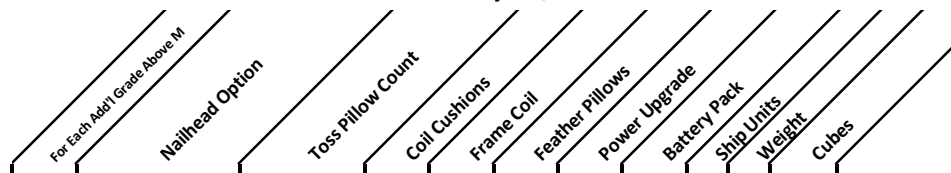
ACCENTS  
January 31, 2023

#REF!

## 510 Series - Reagan

Type 1, 6, 11, 14 & 22 Fabric

Style Number and Description	C	D	E	F	G	H	I	J	K	L	M	ADD	Style #	ADD	Wetted #	Size	CK ADD	FK ADD	DP ADD	PWR ADD	BP ADD	SU	LBS	C	Overall Dimensions		
																									W"	D"	H"
510-71 Swivel Glider	749	759	779	789	799	809	829	839	849	869	879	19			1	15 x 21	29		29			3	76	21.73	29	37	35



### FEATURES

- Toss Pillow Types Available:** No Fabric Restrictions on Toss Pillows. Leather and Vinyl pillows not available
- Backs:** Sinuous Wire Support, Attached, Block Foam with Poly Fiber wrap
- Seats:** Sinuous Wire Support, Block Foam with Poly Fiber wrap, Ventilated, Reversible
- Legs:** Swivel Base



510 Series - Reagan

## 1K00 Series

### 1K00N Series - Helen

Type 1, 6, 11, 14 & 22 Fabric

## 1K00AL Series

### 1K00ALN Series - Kora


Type 10, 25 & 27 All Leather

Style Number and Description	C	D	E	F	G	H	I	J	K	L	M	ADD	FINISH: BRASS		#	Size	CK ADD	FK ADD	DP ADD	PWR ADD	BP ADD	SU	LBS	C	Overall Dimensions		
													Style #	ADD											W"	D"	H"
1K00-31 Motion Chair	999	1009	1029	1039	1049	1069	1079	1089	1109	1119	1129	19	1K0031N	29			39		109	169	4	102	27.13	31	36	42	

Style Number and Description	Choice		E	F	G	H	I	J	K	L	M	ADD	Style #	ADD	#	Size	ADD	ADD	ADD	ADD	ADD	SU	LBS	C	W"	D"	H"
	& Select	Prime																									
1K031AL Motion Chair	1419	1529											1K31ALN	29			39		109	169	4	102	27.13	31	36	42	

### FEATURES

- Toss Pillow Types Available:** Not available
- Backs:** Webbing with Sinuous Wire Support, Semi-Attached, Poly Fiber fill with Zipper Access
- Seats:** Sinuous Wire Support, Block Foam with Poly Fiber wrap
- Legs:** Front: 1.5" x 1.5" x 6.5"; Back: 1.5" x 2" x 3.75", Tapered Screw-In wood



1K00/1K00N Series - Helen



1K00AL/1K00ALN Series - Kora

We do our best to provide the most accurate dimensions.  
However, as with all handcrafted products, dimensions  
are approximate.

ACCENTS  
January 31, 2023

#REF!

## 1180/1180AL Series - Nellie

Type 1, 6, 11, 12, 14 & 22 Fabric

Type 10 & 25 All Leather

Style Number and Description	C	D	E	F	G	H	I	J	K	L	M	ADD	Style #	ADD	#	Size	CK ADD	FK ADD	DP ADD	PWR ADD	BP ADD	SU	LBS	C	Overall Dimensions W" D" H"		
	1184 Chair	859	869	879	899	909	919	939	949	959	979	989	19										4	73	30.63	35	36

Style Number and Description	Choice															Style #	ADD	#	Size	ADD	ADD	ADD	ADD	ADD	SU	LBS	C	W"	D"	H"
	& Select	Prime																												
1184AL Chair	1179	1289																												

### FEATURES

**Toss Pillow Types Available:** Not available  
**Backs:** Sinuous Wire Support, Attached, Block Foam with Poly Fiber cap  
**Seats:** Sinuous Wire Support, Block Foam with Poly Fiber wrap, Ventilated, Reversible  
**Legs:** 2.5" x 1.5" x 5" Screw-In Wood



1180 Series - Nellie



1180AL Series - Nellie

## 1310 Series - Addie

Type 1, 6, 11, 14 & 22 Fabric

## 1320 Series - Addie

Type 4 & 16 Fabric

Style Number and Description	C	D	E	F	G	H	I	J	K	L	M	ADD	Style #	ADD	#	Size	CK ADD	FK ADD	DP ADD	PWR ADD	BP ADD	SU	LBS	C	Overall Dimensions W" D" H"		
	1310-31 Motion Chair	1099	1109	1129	1139	1149	1169	1179	1189	1209	1219	1229	19						39		109	169	4	87	32.39	35	39

Style Number and Description	C	D	E	F	G	H	I	J	K	L	M	ADD	Style #	ADD	#	Size	ADD	ADD	ADD	ADD	ADD	SU	LBS	C	W"	D"	H"
	1320-31 Motion Chair	1189	1199	1219	1229	1239	1259	1269	1279	1299	1309	1319	19						39		109	169	4	87			

### FEATURES

**Toss Pillow Types Available:** Not available  
**Backs:** Webbing with Sinuous Wire Support, Semi-Attached, Poly Fiber fill in a Channel Bag, with Zipper Access  
**Seats:** Sinuous Wire Support, Block Foam with Poly Fiber wrap  
**Legs:** Front: 2.25" x 1.5" x 5.688"; Back: 2.672" x 2.219" x .5" x 2.641", Screw-In wood



1310 Series - Addie



1320 Series - Addie

We do our best to provide the most accurate dimensions.  
However, as with all handcrafted products, dimensions  
are approximate.

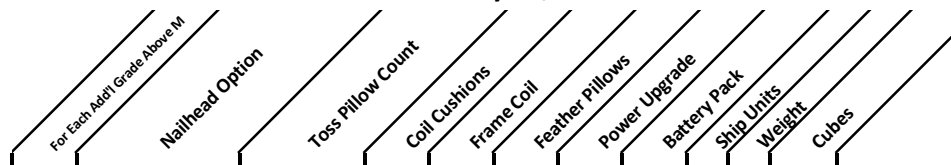
ACCENTS  
January 31, 2023

#REF!

### 1450/1450N Series - Annie

Type 1, 6, 11, 12, 14 & 22 Fabric

Style Number and Description	C	D	E	F	G	H	I	J	K	L	M	ADD	FINISH: BRASS Style #	ADD	Welted #	Size	CK ADD	FK ADD	DP ADD	PWR ADD	BP ADD	SU	LBS	C	Overall Dimensions W" D" H"			
	1450-71 Swivel Glider	999	1009	1029	1039	1049	1069	1079	1089	1109	1119	1129	19	145071N	19			29	39					4	97	30.88	36	38



### 1470/1470N Series - Annie

Type 4 & 16 Fabric

Style Number and Description	C	D	E	F	G	H	I	J	K	L	M	ADD	FINISH: BRASS Style #	ADD	Welted #	Size	CK ADD	FK ADD	DP ADD	PWR ADD	BP ADD	SU	LBS	C	Overall Dimensions W" D" H"			
	1470-71 Swivel Glider	1099	1109	1129	1139	1149	1169	1179	1189	1209	1219	1229	19	147071N	19			29	39					4	97	30.88	36	38

**FEATURES**

**Toss Pillow Types Available:** Not available  
**Backs:** Sinuous Wire Support, Semi-Attached, Poly Fiber fill in a Channel Bag, with Zipper Access  
**Seats:** Sinuous Wire Support, Block Foam with Poly Fiber wrap, Ventilated, Reversible\*  
**Legs:** Swivel Glider Base



1450/1450N Series - Annie



1470/1470N Series - Annie

### 1750 Series - Raleigh

Type 1, 6, 11, 14 & 22 Fabric

Style Number and Description	C	D	E	F	G	H	I	J	K	L	M	ADD	Style #	ADD	#	Size	CK ADD	FK ADD	DP ADD	PWR ADD	BP ADD	SU	LBS	C	Overall Dimensions W" D" H"			
	1750-69 Swivel Chair	769	779	789	809	819	829	849	859	869	879	899	19					29	39					3	71	21.35	31	34

**FEATURES**

**Toss Pillow Types Available:** Not available  
**Backs:** Sinuous Wire Support, Attached, Block Foam with Poly Fiber cap  
**Seats:** Sinuous Wire Support, Block Foam with Poly Fiber wrap, Ventilated, Reversible  
**Legs:** Swivel Base



1750 Series - Raleigh

We do our best to provide the most accurate dimensions.  
However, as with all handcrafted products, dimensions  
are approximate.

ACCENTS  
January 31, 2023

#REF!

**1930R Series**  
**1930H Series - Carolynne**

Type 1, 6, 11, 14 & 22 Fabric

**1930ALR Series**  
**1930HAL Series - Leonard**

Type 10, 25 & 27 All Leather

Style Number and Description	C	D	E	F	G	H	I	J	K	L	M	ADD	STANDARD FINISH: BRASS Style #	ADD	#	Size	CK ADD	FK ADD	DP ADD	PWR ADD	BP ADD	SU	LBS	C	Overall Dimensions W" D" H"			
	193031R Motion Chair	1099	1109	1119	1129	1149	1159	1169	1179	1189	1199	1209	19							39		109	169	4	97	32.23	34	39
193031H Motion Chair	1329	1329	1349	1359	1379	1389	1399	1409	1429	1439	1449	19							39			169	4	137	32.23	34	39	42

Style Number and Description	Choice & Select Prime												Style #	ADD	#	Size	ADD	ADD	ADD	ADD	ADD	ADD	SU	LBS	C	W"	D"	H"
	1931ALR Motion Chair	1919	2029																39		109	169	4	109	32.23	34	39	42
19331HL Motion Chair	2139	2249																39				169	4		32.23	34	39	42

H = Power Tilt Headrest & Lumbar

**FEATURES**

**Toss Pillow Types Available:** Not available  
**Backs:** Webbing with Sinuous Wire Support, Semi-Attached, Poly Fiber fill with Zipper Access  
**Seats:** Sinuous Wire Support, Block Foam with Poly Fiber wrap  
**Legs:** Front: 3.5" x 4"; Back: 3" x 4", Tapered Screw-In wood



1930R/1930H Series - Carolynne



1930ALR/1930HL Series - Leonard

**2A00/2A00N Series - June**

Type 1, 6, 11, 14 & 22 Fabric


**2A20/2A20N Series - Macy**

Type 4 & 16 Fabric

Style Number and Description	C	D	E	F	G	H	I	J	K	L	M	ADD	FINISH: BRASS Style #	ADD	#	Size	CK ADD	FK ADD	DP ADD	PWR ADD	BP ADD	SU	LBS	C	Overall Dimensions W" D" H"			
	2A00-81 Storage Ottoman	459	469	479	489	499	509	509	519	529	539	549	9	2A0081N	29									2	56	14.99	40	24
2A20-81 Storage Ottoman	479	479	499	499	509	519	529	539	549	559	569	9	2A2081N	29									2	56	14.99	40	24	18

**FEATURES**

**Seats:** Block Foam with Poly Fiber wrap  
**Legs:** Black Casters plastic



2A00/2A00N Series - June



2A20/2A20N Series - Macy

We do our best to provide the most accurate dimensions.  
However, as with all handcrafted products, dimensions  
are approximate.

**ACCENTS**  
**January 31, 2023**

#REF!

## 2F00/2F00N Series - Parson

TOP: Type 1, 4, 6, 11, 12, 14, 15, 16 & 22 Fabric (Pricing is based on #1 fabric - TOP)

BASE: Type 1, 6, 11, 12, 14 & 22 Fabric

Style Number and Description	C	D	E	F	G	H	I	J	K	L	M	ADD	FINISH: PEWTER		#	Size	CK ADD	FK ADD	DP ADD	PWR ADD	BP ADD	SU	LBS	C	Overall Dimensions		
													Style #	ADD											W"	D"	H"
2F00-81 Storage Ottoman	339	349	359	369	379	389	389	399	409	419	429	9	2F0081N	19								2	32	5.10	21	21	20

### FEATURES

**Seats:** Block Foam with Poly Fiber wrap

**Legs:** Black Casters, Screw-In plastic



2F00/2F00N Series - Parson

## 2080/2080AL Series - Breland

Type 1, 6, 11, 12, 14 & 22 Fabric

Type 10 & 25 All Leather

Style Number and Description	C	D	E	F	G	H	I	J	K	L	M	ADD	Style #	ADD	#	Size	CK ADD	FK ADD	DP ADD	PWR ADD	BP ADD	SU	LBS	C	Overall		
																									W"	D"	H"
2084 Chair	899	909	929	939	949	969	979	989	1009	1019	1029	19					29	39				4	73	29.23	35	37	39

Style Number and Description	Choice		E	F	G	H	I	J	K	L	M	ADD	Style #	ADD	#	Size	ADD	ADD	ADD	ADD	ADD	SU	LBS	C	W"	D"	H"
	& Select	Prime																									
2084AL Chair	1199	1309															29	39				4	73	29.23	35	37	39


### FEATURES

**Toss Pillow Types Available:** Not available


**Backs:** Sinuous Wire Support, Attached, Block Foam with Poly Fiber wrap with Zipper Access

**Seats:** Sinuous Wire Support, Block Foam with Poly Fiber wrap, Ventilated, Reversible

**Legs:** Front: 3.25" x 2.25" x 3.75"; Back: 3.38" x 2.25" x 2.38", Screw-In wood



2084 Series - Breland



2084AL Series - Breland

We do our best to provide the most accurate dimensions.  
However, as with all handcrafted products, dimensions  
are approximate.

ACCENTS  
January 31, 2023

#REF!

## 2230 Series - Devin

Type 1, 6, 11, 14 & 22 Fabric

Style Number and Description	C	D	E	F	G	H	I	J	K	L	M	ADD	Style #	ADD	#	Size	CK ADD	FK ADD	DP ADD	PWR ADD	BP ADD	SU	LBS	C	Overall Dimensions			
																									W"	D"	H"	
2234 Chair	619	629	639	649	659	669	689	699	709	719	729	19						39					3	44	23.68	31	33	40

### FEATURES

**Toss Pillow Types Available:** Not available  
**Backs:** Sinuous Wire Support, Attached, Block Foam with Poly Fiber wrap  
**Seats:** Sinuous Wire Support, Block Foam with Poly Fiber wrap, Ventilated, Reversible  
**Legs:** Front: 2" x 2" x 6.5"; Back: 1.5" x 1.5" x 6", Screw-In wood



2230 Series - Devin

## 2350 Series - Alex

Type 1, 11, 12, 14 & 22 Fabric

Style Number and Description	C	D	E	F	G	H	I	J	K	L	M	ADD	Style #	ADD	#	Weltd Size	CK ADD	FK ADD	DP ADD	PWR ADD	BP ADD	SU	LBS	C	Overall Dimensions			
																									W"	D"	H"	
2350-69 Swivel Chair	1189	1199	1209	1219	1239	1249	1259	1279	1289	1299	1319	19			3	22 x 22		39	69				6	115	42.67	48	48	32

### FEATURES

**Toss Pillow Types Available:** No Fabric Restrictions on Toss Pillows. Leather and Vinyl pillows not available  
**Backs:** Sinuous Wire Support, Attached, Block Foam with Poly Fiber cap  
**Seats:** Sinuous Wire Support, Block Foam with Poly Fiber wrap, Ventilated, Reversible  
**Legs:** Swivel Base



2350 Series - Alex

## 2400 Series - Malibu

Type 1, 6, 11, 12, 14 & 22 Fabric

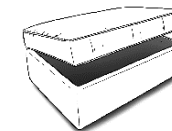
Style Number and Description	C	D	E	F	G	H	I	J	K	L	M	ADD	Style #	ADD	#	Size	CK ADD	FK ADD	DP ADD	PWR ADD	BP ADD	SU	LBS	C	Overall Dimensions			
																									W"	D"	H"	
2400-81 Storage Ottoman	519	529	539	549	559	569	579	579	589	599	609	9											2	55	10.00	40	24	18
240081X Storage Ottoman	679	689	699	709	709	719	729	739	749	759	769	9											2	90	14.20	47	29	18

**Choice**  
**Style Number and Description**      **& Select**      **Prime**

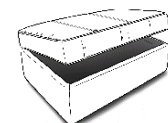
Style Number and Description	C	D	E	F	G	H	I	J	K	L	M	ADD	Style #	ADD	#	Size	ADD	ADD	ADD	ADD	ADD	SU	LBS	C	W"	D"	H"
24081AL Storage Ottoman	869	919																				2		10.00	40	24	18

### FEATURES

**Seats:** Block Foam with Poly Fiber wrap  
**Legs:** Black Casters, Screw-In plastic



2400 Series - Malibu



2400AL Series - Lochlan

\*Please refer to England Catalog or www.Englandfurniture.com for additional product information\*

We do our best to provide the most accurate dimensions.  
However, as with all handcrafted products, dimensions  
are approximate.

ACCENTS

January 31, 2023

#REF!


2550 Series - Winnie

Type 1, 6, 11, 14 & 22 Fabric

Style Number and Description	C	D	E	F	G	H	I	J	K	L	M	ADD	For Each Add'l Grade Above M		Size	CK ADD	FK ADD	DP ADD	PWR ADD	BP ADD	SU	LBS	C	Overall Dimensions		
													Style #	ADD										#	W"	D"
2554 Chair	529	539	559	569	579	599	609	619	639	649	659	19				29	39				3	50	23.75	30	38	36

FEATURES

Toss Pillow Types Available: Not available  
 Backs: Sinuous Wire Support, Attached, Block Foam with Poly Fiber cap  
 Seats: Sinuous Wire Support, Block Foam with Poly Fiber wrap, Ventilated, Reversible  
 Legs: Front: 2.875" x 1.625" x 6", Back: 2.5" x 1.75" x 6", Tapered Screw-In wood



2550 Series - Winnie

2580/2580AL Series - Harvey

Type 1, 6, 11, 12, 14 & 22 Fabric

Type 10 & 25 All Leather

Style Number and Description	C	D	E	F	G	H	I	J	K	L	M	ADD	Style #	ADD	#	Size	CK ADD	FK ADD	DP ADD	PWR ADD	BP ADD	SU	LBS	C	Overall Dimensions		
																									W"	D"	H"
2584 Chair	809	809	829	839	859	869	879	899	909	919	939	19					29	39				4	63	30.00	31	38	44

Style Number and Description	Choice		E	F	G	H	I	J	K	L	M	ADD	Style #	ADD	#	Size	ADD	ADD	ADD	ADD	ADD	SU	LBS	C	W"	D"	H"
	& Select	Prime																									
2584AL Chair	1149	1259															29	39				4	63	30.00	31	38	44

FEATURES

Toss Pillow Types Available: Not available  
 Backs: Sinuous Wire Support, Semi-Attached, Poly Fiber Fill with Zipper Access  
 Seats: Sinuous Wire Support, Block Foam with Poly Fiber wrap, Ventilated, Reversible  
 Legs: Front: 2.25" x 1.37" x 7"; Back: 3.13" x 7", Screw-In wood



2580 Series - Harvey



2580AL Series - Harvey



#REF!


We do our best to provide the most accurate dimensions.  
However, as with all handcrafted products, dimensions  
are approximate.

ACCENTS  
January 31, 2023

## 2850 Series - Birdie

Type 1, 6, 11, 12, 14 & 22 Fabric

Style Number and Description	C	D	E	F	G	H	I	J	K	L	M	ADD	Style #	ADD	#	Size	CK ADD	FK ADD	DP ADD	PWR ADD	BP ADD	SU	LBS	C	Overall Dimensions W" D" H"				
														For Each Add'l Grade Above M	Nailhead Option	Toss Pillow Count	Coil Cushions	Frame Coil	Feather Pillows	Power Upgrade	Battery Pack	Ship Units	Weight	Cubes					
2854 Chair	689	699	719	729	739	759	769	779	799	809	819	19						29	39					4	62	26.92	34	36	38



2850 Series - Birdie


### FEATURES

- Toss Pillow Types Available:** Not available
- Backs:** Sinuous Wire Support, Semi-Attached, Block Foam with Poly Fiber wrap with Zipper Access
- Seats:** Sinuous Wire Support, Block Foam with Poly Fiber wrap, Ventilated, Reversible
- Legs:** 2" x 1" x 6", Tapered Screw-In wood

## 2900S/2900M Series - Hutton

Type 1, 6, 11, 12, 14 & 22 Fabric

Style Number and Description	C	D	E	F	G	H	I	J	K	L	M	ADD	Style #	ADD	#	Size	CK ADD	FK ADD	DP ADD	PWR ADD	BP ADD	SU	LBS	C	Overall Dimensions W" D" H"			
	2907S Small Ottoman	269	279	289	299	299	309	319	329	339	349	359	9											1	24	3.97	19	19
2907M Medium Ottoman	309	309	319	329	339	349	359	369	379	389	389	9											1	30	6.87	25	25	19



2900S/M Series - Hutton

### FEATURES

- Seats:** Block Foam with Poly Fiber wrap
- Legs:** Black Casters with brake

We do our best to provide the most accurate dimensions.  
However, as with all handcrafted products, dimensions  
are approximate.

ACCENTS  
January 31, 2023

#REF!

### 2910 Series - Loren

Type 1, 6, 11, 14 & 22 Fabric

Style Number and Description	C	D	E	F	G	H	I	J	K	L	M	ADD	Style #	ADD	#	Size	CK ADD	FK ADD	DP ADD	PWR ADD	BP ADD	SU	LBS	C	Overall Dimensions W" D" H"			
														For Each Add'l Grade Above M	Nailhead Option	Toss Pillow Count	Coil Cushions	Frame Coil	Feather Pillows	Power Upgrade	Battery Pack	Ship Units	Weight	Cubes				
2914 Chair	679	689	699	709	719	729	739	749	759	779	789	19					29	39					4	52	26.22	31	37	40
2917 Ottoman	339	339	349	359	369	379	389	399	409	419	419	9											1	15	4.55	23	19	18
2910-69 Swivel Chair	769	779	789	809	819	829	849	859	869	879	899	19					29	39					4	75	26.55	31	37	40

### 2910AL Series - Louis

Type 10, 25 & 27 All Leather

Style Number and Description	Choice & Select Prime												Style #	ADD	#	Size	CK ADD	FK ADD	DP ADD	PWR ADD	BP ADD	SU	LBS	C	Overall Dimensions W" D" H"		
2914AL Chair	1089	1199																				4	55	26.22	31	37	40
2917AL Ottoman	519	569																				1	17	4.55	23	19	18
29169AL Swivel Chair	1309	1419													29	39						4		26.55	31	37	40

**FEATURES**

**Toss Pillow Types Available:**

Not available

**Backs:**

Webbing with Sinuous Wire Support, Semi-Attached, Poly Fiber fill with Zipper Access

**Seats:**

Sinuous Wire Support, Block Foam with Poly Fiber wrap, Ventilated, Reversible\*

**Legs:**

\*Ottomans have attached seat cushions; AL: Non-reversible

5", Tapered Screw-In wood; Swivel Chair: Swivel Base



2910 Series - Loren

2910AL Series - Louis

We do our best to provide the most accurate dimensions.  
However, as with all handcrafted products, dimensions  
are approximate.

ACCENTS  
January 31, 2023

#REF!

### 3C00/3C00N Series - Jakson

Type 1, 6, 11, 14 & 22 Fabric

Style Number and Description	C	D	E	F	G	H	I	J	K	L	M	ADD	FINISH: BRASS		Welded #	Size	CK ADD	FK ADD	DP ADD	PWR ADD	BP ADD	SU	LBS	C	Overall Dimensions		
													Style #	ADD											W"	D"	H"
3C04 Chair	659	669	679	699	709	719	739	749	759	779	789	19	3C04N	39		29	39					3	77	24.00	32	36	36
3C00-69 Swivel Chair	739	749	759	779	789	799	819	829	839	859	869	19	3C0069N	39		29	39					3	77	22.67	32	36	34

### 3C20/3C20N Series - Cunningham

Type 4 & 16 Fabric

Style Number and Description	C	D	E	F	G	H	I	J	K	L	M	ADD	FINISH: BRASS		Welded #	Size	CK ADD	FK ADD	DP ADD	PWR ADD	BP ADD	SU	LBS	C	Overall Dimensions		
													Style #	ADD											W"	D"	H"
3C24 Chair	689	689	709	719	739	749	759	779	789	799	809	19	3C24N	39		29	39					3	77	24.00	32	36	36
3C20-69 Swivel Chair	769	779	789	809	819	829	849	859	869	879	899	19	3C2069N	39		29	39					3	77	22.67	32	36	34

**FEATURES**

**Toss Pillow Types Available:** Not available  
**Backs:** Sinuous Wire Support, Attached, Block Foam with Poly Fiber wrap  
**Seats:** Sinuous Wire Support, Block Foam with Poly Fiber wrap, Ventilated, Reversible\*  
**Legs:** 3.25" x 2.75" x 2.75", Tapered Screw-In wood; Swivel Chair: Swivel Base



3C00/3C00N Series - Jakson



3C20/3C20N Series - Cunningham

### 3D00 Series - Kenzie

Type 1, 6, 11, 14 & 22 Fabric

Style Number and Description	C	D	E	F	G	H	I	J	K	L	M	ADD	Style #	ADD	#	Size	CK ADD	FK ADD	DP ADD	PWR ADD	BP ADD	SU	LBS	C	Overall Dimensions		
																									W"	D"	H"
3D00-31 Motion Chair	979	989	999	1019	1029	1039	1059	1069	1079	1099	1109	19						39		109	169	5	103	33.00	36	36	44

Style Number and Description	Choice		E	F	G	H	I	J	K	L	M	ADD	Style #	ADD	#	Size	ADD	ADD	ADD	ADD	ADD	SU	LBS	C	W"	D"	H"
	& Select	Prime																									
3D031AL Motion Chair	1479	1589																39		109	169	5		33.00	36	36	44

**FEATURES**

**Toss Pillow Types Available:** Not available  
**Backs:** Webbing with Sinuous Wire Support, Semi-Attached, Poly Fiber fill with Zipper Access  
**Seats:** Sinuous Wire Support, Block Foam with Poly Fiber wrap  
**Legs:** Front: 2.875" x 1.5" x 6"; Back: 6", Tapered Screw-In wood



3D00 Series - Kenzie



3D00AL Series - Maddox

We do our best to provide the most accurate dimensions.  
However, as with all handcrafted products, dimensions  
are approximate.

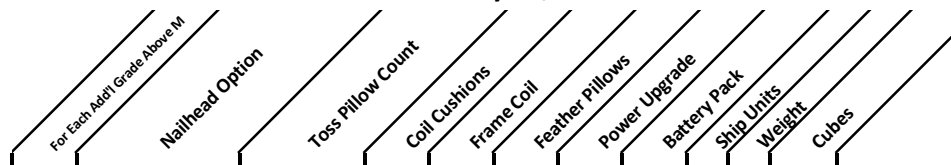
ACCENTS  
January 31, 2023

#REF!

### 3S00 Series - Ellis


Type 1, 6, 11, 12, 14 & 22 Fabric

Style Number and Description	C	D	E	F	G	H	I	J	K	L	M	ADD	Style #	ADD	#	Size	CK ADD	FK ADD	DP ADD	PWR ADD	BP ADD	SU	LBS	C	Overall Dimensions W" D" H"		
3500-69 Swivel Chair	969	979	989	1009	1019	1029	1039	1059	1069	1079	1099	19			2	20 x 20	29	39	49			4	89	28.15	38	40	32



**FEATURES**

- Toss Pillow Types Available:** No Fabric Restrictions on Toss Pillows. Leather and Vinyl pillows not available
- Backs:** Sinuous Wire Support, Loose, Poly Fiber fill
- Seats:** Sinuous Wire Support, Block Foam with Poly Fiber wrap, Ventilated, Reversible
- Legs:** Swivel Base with black plastic glides



3S00 Series - Ellis

### 3050 Series - Holston

Type 1, 6, 11, 14 & 22 Fabric

### 3050AL Series - Holston

Type 10, 25 & 27 All Leather

Style Number and Description	C	D	E	F	G	H	I	J	K	L	M	ADD	Style #	ADD	#	Size	CK ADD	FK ADD	DP ADD	PWR ADD	BP ADD	SU	LBS	C	Overall Dimensions W" D" H"		
3050-31 Motion Chair	1029	1029	1049	1059	1079	1089	1099	1109	1129	1139	1149	19								109	169	4	94	26.18	29	39	40

Style Number and Description	Choice												Style #	ADD	#	Size	ADD	ADD	ADD	ADD	ADD	SU	LBS	C	W"	D"	H"
	& Select	Prime																									
30531AL Motion Chair	1479	1589																	109	169	4	94	26.18	29	39	40	

**FEATURES**

- Toss Pillow Types Available:** Not available
- Backs:** Webbing Support, Semi-Attached, Poly Fiber fill with Zipper Access
- Seats:** Sinuous Wire Support, Block Foam with Poly Fiber cap
- Legs:** Front: 2.5" x 1.5" x 5"; Back: 3.188" x 2" x 3.75", Screw-In wood



3050/3050AL Series - Holston

We do our best to provide the most accurate dimensions.  
However, as with all handcrafted products, dimensions  
are approximate.

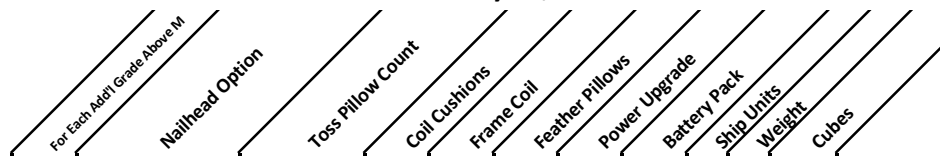
ACCENTS  
January 31, 2023

#REF!

### 3110 Series - Rayden

Type 1, 6, 11, 12, 14 & 22 Fabric

Style Number and Description	C	D	E	F	G	H	I	J	K	L	M	ADD	Style #	ADD	#	Size	CK ADD	FK ADD	DP ADD	PWR ADD	BP ADD	SU	LBS	C	Overall Dimensions W" D" H"				
3110-69 Swivel Chair	969	979	989	1009	1019	1029	1049	1059	1069	1089	1099	19						29	39					4	100	30.08	38	38	36



**FEATURES**

- Toss Pillow Types Available: Not available
- Backs: Semi-Attached, Poly Fiber Fill in a Channel Bag with Zipper Access
- Seats: Sinuous Wire Support, Block Foam with Poly Fiber wrap, Ventilated, Reversible
- Legs: 1.5" Plastic Screw-In



3110 Series - Rayden

### 3310 Series - Pierce

Type 1, 6, 11, 12, 14 & 22 Fabric

Style Number and Description	C	D	E	F	G	H	I	J	K	L	M	ADD	Style #	ADD	#	Size	CK ADD	FK ADD	DP ADD	PWR ADD	BP ADD	SU	LBS	C	Overall Dimensions W" D" H"				
3310-71 Swivel Glider	949	959	969	989	999	1009	1029	1039	1049	1059	1079	19						29						3	60	25.44	33	36	36

### 3310AL Series - Pierce

Types 10 & 25 All Leather

Style Number and Description	Choice		E	F	G	H	I	J	K	L	M	ADD	Style #	ADD	#	Size	ADD	ADD	ADD	ADD	ADD	SU	LBS	C	W"	D"	H"		
	& Select	Prime																											
33171AL Swivel Glider	1129	1239																29						3	60	25.44	33	36	36

### 3320 Series - Pierce

Type 4 & 16 Fabric

Style Number and Description	C	D	E	F	G	H	I	J	K	L	M	ADD	Style #	ADD	#	Size	CK ADD	FK ADD	DP ADD	PWR ADD	BP ADD	SU	LBS	C	Overall Dimensions W" D" H"				
3320-71 Swivel Glider	1009	1019	1039	1049	1059	1079	1089	1099	1119	1129	1139	19						29						3	60	25.44	33	36	36

**FEATURES**

- Toss Pillow Types Available: Not available
- Backs: Sinuous Wire Support, Semi-Attached, Block Foam with Poly Fiber cap
- Seats: Sinuous Wire Support, Block Foam with Poly Fiber wrap, Ventilated, Reversible
- Legs: Swivel Glider



3310-71 Series -Pierce



3320-71 Series -Pierce

We do our best to provide the most accurate dimensions.  
However, as with all handcrafted products, dimensions  
are approximate.

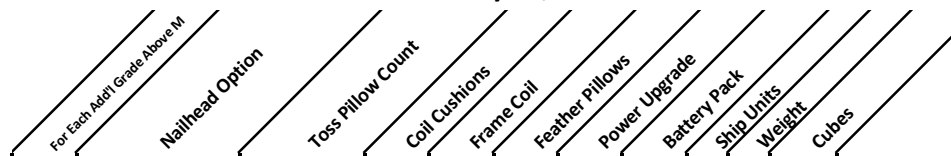
ACCENTS  
January 31, 2023

#REF!

### 3350 Series - Henley

Type 1, 6, 11, 14 & 22 Fabric

Style Number and Description	C	D	E	F	G	H	I	J	K	L	M	ADD	Style #	ADD	#	Size	CK	FK	DP	PWR	BP	SU	LBS	C	Overall Dimensions			
																	ADD	ADD	ADD	ADD	ADD				W"	D"	H"	
3350-69 Swivel Chair	679	689	699	709	729	739	749	769	779	789	809	19											3	64	19.97	29	34	35



**FEATURES**

- Toss Pillow Types Available:** Not available
- Backs:** Sinuous Wire Support, Semi-Attached, Block Foam with Poly Fiber fill with Zipper Access
- Seats:** Sinuous Wire Support, Block Foam with Poly Fiber wrap, Ventilated, Reversible
- Legs:** Swivel base with finished wood legs



3350 Series - Henley

### 3550 Series - Midtown


Type 1, 6, 11, 12, 14 & 22 Fabric

Style Number and Description	C	D	E	F	G	H	I	J	K	L	M	ADD	Style #	ADD	#	Size	CK	FK	DP	PWR	BP	SU	LBS	C	Overall Dimensions			
																	ADD	ADD	ADD	ADD	ADD				W"	D"	H"	
3550-81 Storage Ottoman	579	589	599	609	619	629	639	639	649	659	669	9											2	51	10.60	36		18

### 3550AL Series - Auden

Type 10, 25 & 27 All Leather

Style Number and Description	Choice & Select		Prime												Style #	ADD	#	Size	ADD	ADD	ADD	ADD	ADD	SU	LBS	C	W"	D"	H"	
35581AL Storage Ottoman	909	969																							2	51	10.60	36		18



3550 Series - Midtown  
3550AL Series - Auden

**FEATURES**

- Seats:** Block Foam with Poly Fiber wrap
- Legs:** Black Casters, plastic

### 3700 Series - Taylor

Type 1, 6, 11, 12, 14 & 22 Fabric

Style Number and Description	C	D	E	F	G	H	I	J	K	L	M	ADD	Style #	ADD	#	Size	CK	FK	DP	PWR	BP	SU	LBS	C	Overall Dimensions			
																	ADD	ADD	ADD	ADD	ADD				W"	D"	H"	
3700-71 Swivel Glider	819	829	839	859	869	879	899	909	919	939	949	19					29	39					3	83	22.50	30	36	36



**FEATURES**

- Toss Pillow Types Available:** Not available
- Backs:** Sinuous Wire Support, Attached, Block Foam with Poly Fiber cap
- Seats:** Sinuous Wire Support, Block Foam with Poly Fiber wrap

Please refer to the online catalog or visit [www.furniture.com](http://www.furniture.com) for additional product information\*

We do our best to provide the most accurate dimensions.  
However, as with all handcrafted products, dimensions  
are approximate.

ACCENTS  
January 31, 2023

#REF!  
Legs:

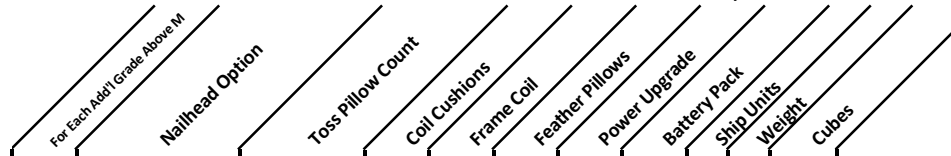
Swivel Glider Base with black plastic glides

3700 Series - Taylor

### 3800 Series - Pharris

Type 1, 6, 11, 12, 14 & 22 Fabric

Style Number and Description	C	D	E	F	G	H	I	J	K	L	M	ADD	Style #	ADD	#	Size	CK ADD	FK ADD	DP ADD	PWR ADD	BP ADD	SU	LBS	C	Overall Dimensions W" D" H"		
	1089	1099	1119	1129	1139	1159	1169	1179	1199	1209	1219	19						39		109	169	4	97	28.42	31	36	44



**FEATURES**

**Toss Pillow Types Available:** Not available  
**Backs:** Webbing with Sinuous Wire Support, Semi-Attached, Block Foam with Poly Fiber wrap with Zipper Access  
**Seats:** Sinuous Wire Support, Block Foam with Poly Fiber wrap  
**Legs:** Front: 2.875" x 1.625" x 6"; Back: 3.188" x 6", Screw-In wood



3800 Series - Pharris

### 3900 Series - Hayli

Type 1, 6, 11, 12, 14 & 22 Fabric

### 3900AL Series - Hayli

Type 10, 25 & 27 All Leather

Style Number and Description	C	D	E	F	G	H	I	J	K	L	M	ADD	Style #	ADD	#	Size	CK ADD	FK ADD	DP ADD	PWR ADD	BP ADD	SU	LBS	C	Overall Dimensions W" D" H"		
	709	709	729	739	759	769	779	799	809	819	829	19					29	39				3	60	25.44	33	37	36

Style Number and Description	Choice & Select		Prime	C	D	E	F	G	H	I	J	K	L	M	ADD	Style #	ADD	#	Size	ADD	ADD	ADD	ADD	ADD	SU	LBS	C	W"	D"	H"
	1179	1289																		29	39				3	60	25.44	33	37	36

### 3920 Series - Hayli

Type 4 & 16 Fabric

Style Number and Description	C	D	E	F	G	H	I	J	K	L	M	ADD	Style #	ADD	#	Size	CK ADD	FK ADD	DP ADD	PWR ADD	BP ADD	SU	LBS	C	Overall Dimensions W" D" H"		
	769	779	789	809	819	829	849	859	869	879	899	19					29	39				3	60	25.44	33	37	36

**FEATURES**

**Toss Pillow Types Available:** Not available  
**Backs:** Sinuous Wire Support, Semi-Attached, Block Foam with Poly Fiber wrap  
**Seats:** Sinuous Wire Support, Block Foam with Poly Fiber wrap, Ventilated, Reversible  
 3904AL: Non-Reversible  
**Legs:** 3" x 3" x 2.25", Screw-In wood



3900/3900AL/3920 Series - Hayli

We do our best to provide the most accurate dimensions.  
However, as with all handcrafted products, dimensions  
are approximate.

ACCENTS  
January 31, 2023

#REF!

### 4A00 Series - Evelyn

Type 1, 6, 11, 14 & 22 Fabric

Style Number and Description	C	D	E	F	G	H	I	J	K	L	M	ADD	Style #	ADD	#	Size	CK	FK	DP	PWR	BP	SU	LBS	C	Overall Dimensions			
																	ADD	ADD	ADD	ADD	ADD				W"	D"	H"	
4A04 Chair	539	549	569	579	589	609	619	629	649	659	669	19			1	14 x 22		39	29				2	35	14.85	23	31	36

For Each Add'l Grade Above M  
Nailhead Option  
Toss Pillow Count  
Coil Cushions  
Frame Coil  
Feather Pillows  
Power Upgrade  
Battery Pack  
Ship Units  
Weight  
Cubes

**FEATURES**

Toss Pillow Types Available: Not available  
 Backs: Sinuous Wire Support, Attached, Block Foam with Poly Fiber cap  
 Seats: Sinuous Wire Support, Block Foam with Poly Fiber cap  
 Legs: 5", Screw-In plastic



4A00 Series - Evelyn


### 4G00 Series - Walker

Type 1, 6, 11, 14 & 22 Fabric

Style Number and Description	C	D	E	F	G	H	I	J	K	L	M	ADD	Style #	ADD	#	Size	CK	FK	DP	PWR	BP	SU	LBS	C	Overall Dimensions			
																	ADD	ADD	ADD	ADD	ADD				W"	D"	H"	
4G00-81 Storage Ottoman	449	459	469	479	479	489	499	509	519	529	539	9											1	60	8.49	29	27	18

**FEATURES**

Seats: Block Foam with Poly Fiber wrap  
 Legs: Black Casters, plastic



4G00 Series - Walker

### 4050 Series - Mattie

Type 1, 6, 11, 12, 14 & 22 Fabric

Style Number and Description	C	D	E	F	G	H	I	J	K	L	M	ADD	Style #	ADD	#	Size	CK	FK	DP	PWR	BP	SU	LBS	C	Overall Dimensions				
																	ADD	ADD	ADD	ADD	ADD				W"	D"	H"		
4054 Chair	769	779	789	809	819	829	849	859	869	879	899	19						29	39					4	77	28.07	33	35	42

**FEATURES**

Toss Pillow Types Available: Not available  
 Backs: Sinuous Wire Support, Attached, Block Foam with Poly Fiber cap  
 Seats: Sinuous Wire Support, Block Foam with Poly Fiber wrap, Ventilated, Reversible  
 Legs: 3.25" x 2.875" x 2.75", Pyramid Screw-In wood



4050 Series - Mattie



We do our best to provide the most accurate dimensions.  
However, as with all handcrafted products, dimensions are approximate.

ACCENTS  
January 31, 2023

#REF!

**4530 Series**

**4530N Series - Saylor**

Type 1, 6, 11, 14 & 22 Fabric

**4530AL Series**

**4530ALN Series - Luther**

Type 10, 25 & 27 All Leather

Style Number and Description	C	D	E	F	G	H	I	J	K	L	M	ADD	FINISH: SILVER		#	Size	CK ADD	FK ADD	DP ADD	PWR ADD	BP ADD	SU	LBS	C	Overall Dimensions		
													Style #	ADD											W"	D"	H"
4534 Chair	659	669	679	689	709	719	729	749	759	769	789	19	4534N	29				39				4	57	26.44	32	34	42

Style Number and Description	Choice		E	F	G	H	I	J	K	L	M	ADD	FINISH: SILVER		#	Size	ADD	ADD	ADD	ADD	ADD	SU	LBS	C	W"	D"	H"
	& Select	Prime											Style #	ADD													
4534AL Chair	979	1089											4534ALN	29								4	64	26.44	32	34	42

**FEATURES**

**Toss Pillow Types Available:** Not available  
**Backs:** Sinuous Wire Support, Attached, Block Foam with Poly Fiber wrap  
**Seats:** Sinuous Wire Support, Block Foam with Poly Fiber wrap, Ventilated, Non-Reversible  
**Legs:** Front: 2.5" x 7.125"; Back 2" x 7.125", Taper Screw-In wood



4530/4530N Series - Saylor



4530AL/4530ALN Series - Luther

**4540/4540N Series - Smith**

Type 1, 6, 11, 14 & 22 Fabric

Style Number and Description	C	D	E	F	G	H	I	J	K	L	M	ADD	FINISH: SILVER		#	Size	CK ADD	FK ADD	DP ADD	PWR ADD	BP ADD	SU	LBS	C	Overall Dimensions		
													Style #	ADD											W"	D"	H"
4544 Chair	739	749	759	779	789	799	809	829	839	849	869	19	4544N	29				39				4	50	26.44	32	34	42

**FEATURES**

**Toss Pillow Types Available:** Not available  
**Backs:** Sinuous Wire Support, Attached, Block Foam with Poly Fiber wrap  
**Seats:** Sinuous Wire Support, Block Foam with Poly Fiber wrap, Ventilated, Non-Reversible  
**Legs:** Front: 2.5" x 7.125"; Back 2" x 7.125", Taper Screw-In wood



4540/4540N Series - Smith

We do our best to provide the most accurate dimensions.  
However, as with all handcrafted products, dimensions  
are approximate.

ACCENTS

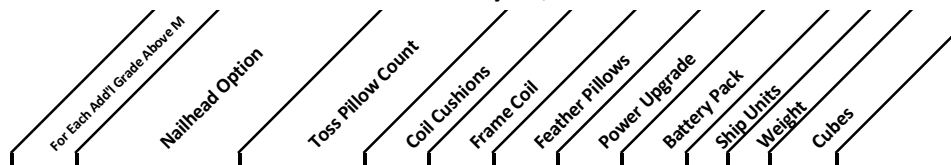
January 31, 2023

#REF!

### 4550 Series - Caylor

Type 1, 6, 11, 12, 14 & 22 Fabric

Style Number and Description	C	D	E	F	G	H	I	J	K	L	M	ADD	Style #	ADD	#	Size	CK ADD	FK ADD	DP ADD	PWR ADD	BP ADD	SU	LBS	C	Overall Dimensions W" D" H"			
	4550-10 Large Ottoman	479	479	489	499	509	519	529	529	539	549	559	9											2	49	13.47	37	37



**FEATURES**

**Seats:** Block Foam with Poly Fiber wrap  
**Legs:** 3.25" x 3.25" x 2.75", Screw-In wood



4550 Series - Caylor


### 4610 Series - Ezra

Type 1, 6, 11, 12, 14 & 22 Fabric

Style Number and Description	C	D	E	F	G	H	I	J	K	L	M	ADD	Style #	ADD	#	Size	CK ADD	FK ADD	DP ADD	PWR ADD	BP ADD	SU	LBS	C	Overall Dimensions W" D" H"			
	4610-69 Swivel Chair	669	679	689	709	719	729	739	759	769	779	799	19											3	74	22.91	29	35

**FEATURES**

**Toss Pillow Types Available:** Not available  
**Backs:** Sinuous Wire Support, Attached, Block Foam with Poly Fiber cap  
**Seats:** Sinuous Wire Support, Block Foam with Poly Fiber wrap, Ventilated, Reversible  
**Legs:** Swivel Base with Finished Wood Legs



4610 Series - Ezra

### 4950/4950N Series - Emory

Type 1, 6, 11, 12, 14 & 22 Fabric

Style Number and Description	C	D	E	F	G	H	I	J	K	L	M	ADD	Style #	ADD	#	Size	CK ADD	FK ADD	DP ADD	PWR ADD	BP ADD	SU	LBS	C	Overall Dimensions W" D" H"			
	4950-71 Swivel Glider	999	1009	1029	1039	1049	1069	1079	1089	1109	1119	1129	19	495071N	19			29	39					4	90	28.26	33	37

**FEATURES**

**Toss Pillow Types Available:** Not available  
**Backs:** Sinuous Wire Support, Semi-Attached, Block Foam with Poly Fiber wrap  
**Seats:** Sinuous Wire Support, Block Foam with Poly Fiber wrap, Ventilated, Reversible  
**Legs:** Swivel Base



4950/4950N Series - Emory

We do our best to provide the most accurate dimensions.  
However, as with all handcrafted products, dimensions  
are approximate.

ACCENTS

January 31, 2023

#REF!

## 6F00 Series - Brenton

Type 1, 6, 11, 14 & 22 Fabric

Style Number and Description	C	D	E	F	G	H	I	J	K	L	M	ADD	Style #	ADD	#	Size	CK ADD	FK ADD	DP ADD	PWR ADD	BP ADD	SU	LBS	C	Overall Dimensions W" D" H"			
														For Each Add'l Grade Above M	Nailhead Option	Toss Pillow Count	Coil Cushions	Frame Coil	Feather Pillows	Power Upgrade	Battery Pack	Ship Units	Weight	Cubes				
6F04 Chair	649	659	679	689	709	719	729	739	759	769	779	19						39					3	46	25.07	30	38	38
6F07 Ottoman	299	299	319	319	329	339	349	359	369	379	389	9											1	14	4.26	23	20	16



6F00 Series - Brenton

### FEATURES

**Toss Pillow Types Available:** Not available  
**Backs:** Sinuous Wire Support, Attached, Block Foam with Poly Fiber cap  
**Seats:** Sinuous Wire Support, Block Foam with Poly Fiber cap  
**Legs:** Front: 4" x 6"; Back: 6", Carved Screw-In wood

## 6200 Series - Collegedale

Type 1, 6, 11, 14 & 22 Fabric

Style Number and Description	C	D	E	F	G	H	I	J	K	L	M	ADD	Style #	ADD	#	Size	CK ADD	FK ADD	DP ADD	PWR ADD	BP ADD	SU	LBS	C	Overall Dimensions W" D" H"		
														For Each Add'l Grade Above M	Nailhead Option	Toss Pillow Count	Coil Cushions	Frame Coil	Feather Pillows	Power Upgrade	Battery Pack	Ship Units	Weight	Cubes			
6200-31 Motion Chair	879	889	909	919	929	949	959	969	989	999	1009	19						39		109	169	4	80	26.13	32	34	42



6200 Series - Collegedale


### FEATURES

**Toss Pillow Types Available:** Not available  
**Backs:** Sinuous Wire Support, Semi-Attached, Block Foam with Poly Fiber fill with Zipper Access  
**Seats:** Sinuous Wire Support, Block Foam with Poly Fiber wrap, Ventilated, Non-Reversible  
**Legs:** Front: 1.5" x 2.875" x 6"; Back: 2" x 3.25" x 6", Screw-In wood

## 7F00/7F00M/7F00S Series - Hermosa

Type 1, 6, 11, 12, 14 & 22 Fabric

Style Number and Description	C	D	E	F	G	H	I	J	K	L	M	ADD	Style #	ADD	#	Size	CK ADD	FK ADD	DP ADD	PWR ADD	BP ADD	SU	LBS	C	Overall Dimensions W" D" H"			
														For Each Add'l Grade Above M	Nailhead Option	Toss Pillow Count	Coil Cushions	Frame Coil	Feather Pillows	Power Upgrade	Battery Pack	Ship Units	Weight	Cubes				
7F07 Ottoman	799	799	809	819	829	839	849	859	869	879	9											4	101	31.30	52	52	20	
7F07M Medium Ottoman	639	649	659	669	679	689	689	699	709	719	729	9											3	72	18.52	40	40	20
7F07S Small Ottoman	549	549	569	569	579	589	599	609	619	629	639	9											2	48	11.85	32	32	20



### FEATURES

**Seats:** Block Foam with Poly Fiber wrap

\*Please refer to England Catalog or [www.Englandfurniture.com](http://www.Englandfurniture.com) for additional product information\*

We do our best to provide the most accurate dimensions.  
However, as with all handcrafted products, dimensions  
are approximate.

ACCENTS  
January 31, 2023

7F00 Series - *Hermosa*

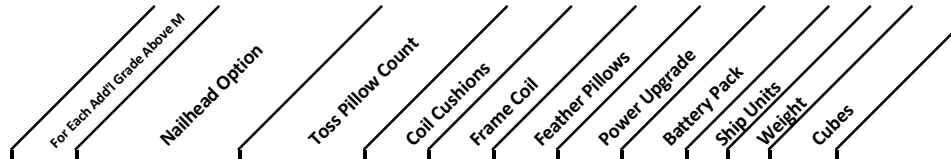
#REF!

Legs: Black Casters, Screw-In plastic

### 7000 Series - Ollie

Type 1, 6, 11, 12, 14 & 22 Fabric

Style Number and Description	C	D	E	F	G	H	I	J	K	L	M	ADD	Style #	ADD	#	Size	CK ADD	FK ADD	DP ADD	PWR ADD	BP ADD	SU	LBS	C	Overall Dimensions W" D" H"			
7000-10 Large Ottoman	359	369	379	389	389	399	409	419	429	439	449	9											2	37	12.04	34	34	18



7000 Series - *Ollie*

**FEATURES**

Seats: Block Foam with Poly Fiber wrap  
Legs: 2.5" x 1.63" x 7.125", Pyramid Screw-In wood

### 7550 Series - *Canton*

Type 1, 6, 11, 12, 14 & 22 Fabric

### 7550AL Series - *Canton*

Type 10, 25 & 27 All Leather

Style Number and Description	C	D	E	F	G	H	I	J	K	L	M	ADD	Style #	ADD	#	Size	CK ADD	FK ADD	DP ADD	PWR ADD	BP ADD	SU	LBS	C	Overall Dimensions W" D" H"			
7550-10 Large Ottoman	539	539	549	559	569	579	589	599	599	609	619	9											2	51	14.16	46	28	19

Style Number and Description	Choice											Style #	ADD	#	Size	ADD	ADD	ADD	ADD	ADD	SU	LBS	C	W"	D"	H"	
	& Select	Prime																									
75510AL Large Ottoman	689	749																				2	51	14.16	46	28	19



7550/7550AL Series - *Canton*

**FEATURES**

Seats: Block Foam with Poly Fiber wrap  
Legs: 2.5" x 1.625" x 7.125, Tapered Screw-In wood

We do our best to provide the most accurate dimensions.  
However, as with all handcrafted products, dimensions  
are approximate.

ACCENTS  
January 31, 2023

#REF!

### 7600 Series - Tate

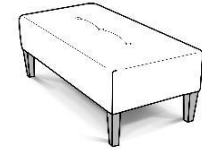
Type 1, 6, 11, 12, 14 & 22 Fabric

Style Number and Description	C	D	E	F	G	H	I	J	K	L	M	ADD	Style #	ADD	#	Size	CK	FK	DP	PWR	BP	SU	LBS	C	Overall		
																	ADD	ADD	ADD	ADD	ADD				W"	D"	H"
7600-10 Large Ottoman	349	349	369	369	379	389	399	409	419	429	439	9										2	36	13.19	48	25	19

For Each Add'l Grade Above M  
Nailhead Option  
Toss Pillow Count  
Coil Cushions  
Frame Coil  
Feather Pillows  
Power Upgrade  
Battery Pack  
Ship Units  
Weight  
Cubes

**FEATURES**

**Seats:** Block Foam with Poly Fiber wrap  
**Legs:** 2.25" x 1.5" x 7.875", Pyramid Screw-In wood



7600 Series - Tate

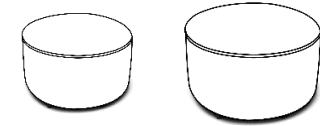
### 8V00/8V00XL Series - Cullen

Type 1, 6, 11, 14 & 22 Fabric

Style Number and Description	C	D	E	F	G	H	I	J	K	L	M	ADD	Style #	ADD	#	Size	CK	FK	DP	PWR	BP	SU	LBS	C	Overall Dimensions		
																	ADD	ADD	ADD	ADD	ADD				W"	D"	H"
8V07 Ottoman	369	379	389	399	409	419	419	429	439	449	459	9										1	38	10.67	32	32	18
8V07XL Extra Large Ottoman	459	459	469	479	489	499	509	519	529	529	539	9										2	59	16.67	40	40	18

**FEATURES**

**Seats:** Block Foam with Poly Fiber cap  
**Legs:** Black Casters with brake, Screw-In plastic



8V00/8V00XL Series - Cullen

We do our best to provide the most accurate dimensions.  
However, as with all handcrafted products, dimensions  
are approximate.

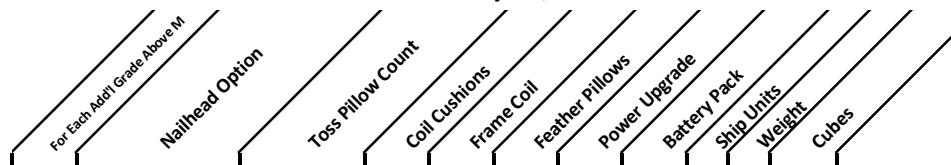
ACCENTS  
January 31, 2023

#REF!

### 8W00 Series - Wright

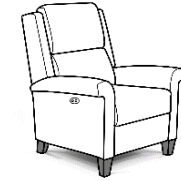
Type 1, 6, 11, 14 & 22 Fabric

Style Number and Description	C	D	E	F	G	H	I	J	K	L	M	ADD	Style #	ADD	#	Size	CK ADD	FK ADD	DP ADD	PWR ADD	BP ADD	SU	LBS	C	Overall Dimensions W" D" H"		
	8W00-31 Motion Chair	969	969	989	999	1019	1029	1039	1059	1069	1079	1099	19						39		109	169	4	96	32.76	34	37



**FEATURES**

**Toss Pillow Types Available:** Not available  
**Backs:** Webbing with Sinuous Wire Support, Attached, Poly Fiber Fill with Zipper Access  
**Seats:** Sinuous Wire Support, Block Foam with Poly Fiber cap  
**Legs:** Front: 1.875" x 3" x 5"; Back: 2" x 3.188" x 3.75", Screw-In wood



8W00 Series - Wright

### 8X00 Series - Arden

Type 1, 6, 11, 14 & 22 Fabric

Style Number and Description	C	D	E	F	G	H	I	J	K	L	M	ADD	Style #	ADD	#	Size	CK ADD	FK ADD	DP ADD	PWR ADD	BP ADD	SU	LBS	C	Overall Dimensions W" D" H"		
	8X04 Chair	699	709	729	739	749	759	779	789	799	819	829	19					29	39				4	62	30.63	35	36

### 8X20 Series - Arden

Type 4 & 16 Fabric


Style Number and Description	C	D	E	F	G	H	I	J	K	L	M	ADD	Style #	ADD	#	Size	CK ADD	FK ADD	DP ADD	PWR ADD	BP ADD	SU	LBS	C	Overall Dimensions W" D" H"		
	8X24 Chair	799	799	819	829	849	859	869	879	899	909	919	19					29	39				4	62	30.63	35	36

**FEATURES**

**Toss Pillow Types Available:** Not available  
**Backs:** Sinuous Wire Support, Attached, Block Foam with Poly Fiber cap  
**Seats:** Sinuous Wire Support, Block Foam with Poly Fiber wrap, Ventilated, Reversible  
**Legs:** 5.5", Turned Screw-In wood



8X00 Series - Arden



8X20 Series - Arden

We do our best to provide the most accurate dimensions.  
However, as with all handcrafted products, dimensions  
are approximate.

ACCENTS

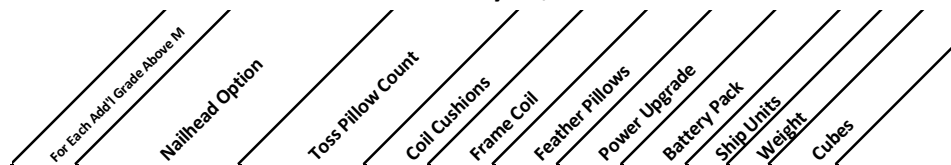
January 31, 2023

#REF!

8200 Series - Becca

Type 1, 6, 11, 14 & 22 Fabric

Style Number and Description	C	D	E	F	G	H	I	J	K	L	M	ADD	Style #	ADD	#	Size	CK	FK	DP	PWR	BP	SU	LBS	C	Overall Dimensions			
																	ADD	ADD	ADD	ADD	ADD				W"	D"	H"	
8200-69 Swivel Chair	769	779	789	809	819	829	849	859	869	879	899	19					29	39					4	78	27.56	33	37	39



FEATURES

Toss Pillow Types Available: Not available  
 Backs: Webbing Support, Loose, Block Foam with Poly Fiber wrap with Zipper Access  
 Seats: Sinuous Wire Support, Block Foam with Poly Fiber wrap, Ventilated, Reversible  
 Legs: Swivel Base with black plastic glides



8200 Series - Becca

8630 Series - Betty

Type 1, 6, 11, 14 & 22 Fabric

Style Number and Description	C	D	E	F	G	H	I	J	K	L	M	ADD	Style #	ADD	#	Size	CK	FK	DP	PWR	BP	SU	LBS	C	Overall Dimensions			
																	ADD	ADD	ADD	ADD	ADD				W"	D"	H"	
8630-81 Storage Ottoman	609	619	629	639	649	649	659	669	679	689	699	9											2	49	12.93	42	28	19

FEATURES

Seats: Block Foam with Poly Fiber wrap  
 Legs: 1.625" x 2.75" x 2.375", Screw-In wood



8630 Series - Betty


8830 Series - Kelsey

Type 1, 6, 11, 14 & 22 Fabric

Style Number and Description	C	D	E	F	G	H	I	J	K	L	M	ADD	Style #	ADD	#	Size	CK	FK	DP	PWR	BP	SU	LBS	C	Overall Dimensions			
																	ADD	ADD	ADD	ADD	ADD				W"	D"	H"	
8834 Chair	599	609	629	639	649	669	679	689	709	719	729	19						15					3	43	25.07	30	38	38
8837 Ottoman	259	269	279	279	289	299	309	319	329	339	349	9											1	14	4.11	22	19	17

FEATURES

Toss Pillow Types Available: Not available  
 Backs: Sinuous Wire Support, Attached, Block Foam with Poly Fiber wrap  
 Seats: Sinuous Wire Support, Block Foam with Poly Fiber wrap  
 Legs: Front: 4" x 6" Carved Screw-In; Back: 6" Screw-In  
 Ottoman: 4" x 6" H, Carved Screw-In



8830 Series - Kelsey

#REF!

We do our best to provide the most accurate dimensions.  
However, as with all handcrafted products, dimensions  
are approximate.

ACCENTS  
January 31, 2023

### 9G00 Series - Allie

Type 1, 6, 11, 14 & 22 Fabric

Style Number and Description	C	D	E	F	G	H	I	J	K	L	M	ADD	Style #	ADD	#	Size	CK ADD	FK ADD	DP ADD	PWR ADD	BP ADD	SU	LBS	C	Overall Dimensions W" D" H"				
														For Each Add'l Grade Above M	Nailhead Option	Toss Pillow Count	Coil Cushions	Frame Coil	Feather Pillows	Power Upgrade	Battery Pack	Ship Units	Weight	Cubes					
9G00-71 Swivel Glider	769	779	789	809	819	829	849	859	869	879	899	19						29	39					3	78	24.41	30	37	38



9G00 Series - Allie

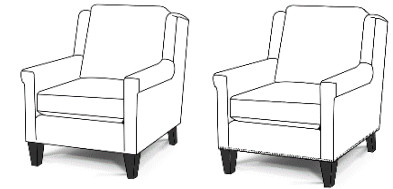
**FEATURES**

**Toss Pillow Types Available:** Not available  
**Backs:** Sinuous Wire Support, Attached, Block Foam with Poly Fiber cap  
**Seats:** Sinuous Wire Support, Block Foam with Poly Fiber wrap, Ventilated, Reversible  
**Legs:** Swivel Base with black plastic glides

### 9H00/9H00N Series - Marley

Type 1, 6, 11, 14 & 22 Fabric

Style Number and Description	C	D	E	F	G	H	I	J	K	L	M	ADD	FINISH: BRASS		#	Size	CK ADD	FK ADD	DP ADD	PWR ADD	BP ADD	SU	LBS	C	Overall Dimensions W" D" H"				
														Style #	ADD														
9H04 Chair	679	689	699	719	729	739	759	769	779	799	809	19	9H04N	19				29	39					4	64	25.91	31	38	38



9H00/9H00N Series - Marley

**FEATURES**

**Toss Pillow Types Available:** Not available  
**Backs:** Sinuous Wire Support, Semi-Attached, Block Foam with Poly Fiber wrap with Zipper Access  
**Seats:** Sinuous Wire Support, Block Foam with Poly Fiber wrap, Ventilated, Reversible  
**Legs:** Front: 2.875" x 1.5" x 6" H.; Back: 2.5" x 1.375" x 6" H.", Tapered Screw-In wood



We do our best to provide the most accurate dimensions.  
However, as with all handcrafted products, dimensions  
are approximate.

ACCENTS  
January 31, 2023

#REF!

### 9J00S/9J00M Series - Asher

Type 1, 6, 11, 14 & 22 Fabric

Style Number and Description	C	D	E	F	G	H	I	J	K	L	M	ADD	Style #	ADD	#	Size	CK ADD	FK ADD	DP ADD	PWR ADD	BP ADD	SU	LBS	C	Overall Dimensions W" D" H"			
														For Each Add'l Grade Above M	Nailhead Option	Toss Pillow Count	Coil Cushions	Frame Coil	Feather Pillows	Power Upgrade	Battery Pack	Ship Units Weight	Cubes					
9J07S Small Ottoman	189	199	209	219	229	229	239	249	259	269	279	9											1	11	3.76	19	19	18
9J07M Medium Ottoman	239	239	249	259	269	279	289	299	309	319	319	9											1	20	6.51	25	25	18



9J00S/M Series - Asher

**FEATURES**

Seats: Block Foam with Poly Fiber wrap  
Legs: Nail-on Glide

### 9000 Series - Delia

Type 1, 6, 11, 12, 14 & 22 Fabric

Style Number and Description	C	D	E	F	G	H	I	J	K	L	M	ADD	Style #	ADD	#	Size	CK ADD	FK ADD	DP ADD	PWR ADD	BP ADD	SU	LBS	C	Overall Dimensions W" D" H"			
	9000-10 Large Ottoman	549	549	559	569	579	589	599	609	619	619	629	9											2	69	16.16	49	30

### 9020 Series - Delia

Type 4 & 16 Fabric

Style Number and Description	C	D	E	F	G	H	I	J	K	L	M	ADD	Style #	ADD	#	Size	ADD	ADD	ADD	ADD	ADD	SU	LBS	C	W"	D"	H"	
	9020-10 Large Ottoman	589	589	599	609	619	629	639	649	649	659	669	9											2	69	16.16	49	30



9000 Series - Delia



9020 Series - Delia

**FEATURES**

Seats: Block Foam with Poly Fiber wrap  
Legs: Nail-on Glide

We do our best to provide the most accurate dimensions.  
However, as with all handcrafted products, dimensions  
are approximate.

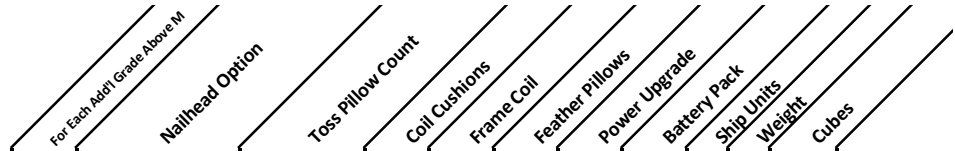
ACCENTS  
January 31, 2023

#REF!

## 9950 Series - Camden

Type 1, 6, 11, 14 & 22 Fabric

Style Number and Description	C	D	E	F	G	H	I	J	K	L	M	ADD	Style #	ADD	#	Size	CK ADD	FK ADD	DP ADD	PWR ADD	BP ADD	SU	LBS	C	Overall Dimensions W" D" H"			
9950-71 Swivel Glider	699	699	709	719	729	739	749	759	769	779	779	9					29						3	81	22.73	34	35	30



### FEATURES

- Toss Pillow Types Available:** Not available
- Backs:** Sinuous Wire Support, Attached, Block Foam with Poly Fiber wrap
- Seats:** Sinuous Wire Support, Block Foam with Poly Fiber wrap, Ventilated, Reversible\*
- Legs:** Swivel Base with black plastic glides



9950 Series - Camden