

We do our best to provide the most accurate dimensions.
However, as with all handcrafted products, dimensions are approximate.

SLEEPERS
May 9, 2024

East


140 Series - Seabury

Type 1, 6, 11, & 14 Fabric

Style Number and Description	C	D	E	F	G	ADD	Style #	ADD	Weltd #	SIZE	CK ADD	FK ADD	DP ADD	VISCO ADD	AIR ADD	PWR ADD	BP ADD	SU	LBS	C	Overall Dimensions		
																					W"	D"	H"
140-07 Twin Sleeper	1289	1299	1319	1329	1339	19			2	17 x 17	39		49	149	150			6	118	40.47	54	37	35
146 Loveseat	1089	1109	1129	1159	1179	29			2	17 x 17	39	49	49					6		46.46	62	37	35
148 Full Sleeper	1379	1399	1409	1429	1449	19			2	17 x 17	39		49	149	329			8	172	55.46	74	37	35
149 Queen Sleeper	1449	1469	1489	1499	1519	19			2	17 x 17	49		49	149	329			8	182	61.45	82	37	35

FEATURES

- Toss Pillow Types Available:** No fabric restrictions on pillows; leather and vinyl pillows not available
- Backs:** Sinuous Wire Support, Semi-Attached, Poly Fiber Fill with Zipper Access
- Seats:** Sinuous Wire Support, Block Foam with Poly Fiber Wrap, Ventilated, Reversible
- Legs:** 2.5", Pyramid Screw-In Plastic



140 Series - Seabury

300 Series - Smyrna


Type 1, 6, 11, & 14 Fabric

FOR ADDITIONAL PIECES, PLEASE SEE THE 300 IN THE STATIONARY SECTION

Style Number and Description	C	D	E	F	G	ADD	Style #	ADD	Weltd #	SIZE	CK ADD	FK ADD	DP ADD	VISCO ADD	AIR ADD	PWR ADD	BP ADD	SU	LBS	C	Overall Dimensions		
																					W"	D"	H"
300-07 Twin Sleeper	1189	1199	1219	1229	1239	19			2	20 x 20	39		49	149	329			6	130	40.79	53	38	35
308 Full Sleeper	1309	1319	1339	1359	1379	19			2	20 x 20	39		49	149	329			8	165	55.42	72	38	35
309 Queen Sleeper	1389	1399	1419	1439	1449	19			2	20 x 20	49		49	149	329			9	191	62.34	81	38	35

FEATURES

- Toss Pillow Types Available:** No fabric restrictions on pillows; leather and vinyl pillows not available
- Backs:** Sinuous Wire Support, Attached, Block Foam with Poly Fiber Wrap
- Seats:** Sinuous Wire Support, Block Foam with Poly Fiber Wrap, Ventilated, Reversible*
- Legs:** 2.5", Pyramid Screw-In Plastic



300 Series - Smyrna

We do our best to provide the most accurate dimensions.
However, as with all handcrafted products, dimensions are approximate.

SLEEPERS
May 9, 2024

East

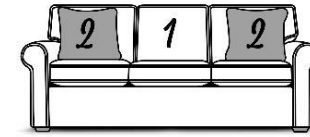
400 Series - Holden

Type 1, 6, 11 & 14 Fabric

Style Number and Description	C	D	E	F	G	ADD	Style #	ADD	#	Wetted SIZE	CK ADD	FK ADD	DP ADD	VISCO ADD	AIR ADD	PWR ADD	BP ADD	SU	LBS	C	Overall Dimensions		
																					W"	D"	H"
400-07 Twin Sleeper	1179	1199	1219	1239	1269	29			2	20 x 20	39		49	149	329			5	135	39.75	53	36	36
408 Full Sleeper	1399	1419	1439	1459	1479	29			2	20 x 20	39		49	149	329			8	170	54.75	73	36	36
409 Queen Sleeper	1509	1529	1549	1569	1589	29			2	20 x 20	49		49	149	329			8	205	60.75	81	36	36

FEATURES

Toss Pillow Types Available: No fabric restrictions on pillows; leather and vinyl pillows not available
Backs: Sinuous Wire Support, Semi-Attached, Block Foam with Poly Fiber Wrap with Zipper Access
Seats: Sinuous Wire Support, Block Foam with Poly Fiber Wrap, Ventilated, Reversible
Legs: Front: 4" x 1.25" x 4", Back: 4" x 3.5" x 1.5", Tapered Screw-In Wood



400 Series - Holden


900 Series - Savona

Type 1, 6, 11, & 14 Fabric

Style Number and Description	C	D	E	F	G	ADD	Style #	ADD	#	Wetted SIZE	CK ADD	FK ADD	DP ADD	VISCO ADD	AIR ADD	PWR ADD	BP ADD	SU	LBS	C	Overall Dimensions		
																					W"	D"	H"
900-07 Twin Sleeper	1079	1089	1099	1109	1119	19			2	20 x 20	39		49	149	329			5	114	35.75	52	36	33
908 Full Sleeper	1179	1199	1209	1229	1239	19			2	20 x 20	39		49	149	329			7	129	49.50	72	36	33
909 Queen Sleeper	1299	1309	1329	1339	1359	19			2	20 x 20	49		49	149	329			8	154	55.00	80	36	33

FEATURES

Toss Pillow Types Available: No fabric restrictions on pillows; leather and vinyl pillows not available
Backs: Sinuous Wire Support, Attached, Block Foam with Poly Fiber Wrap
Seats: Sinuous Wire Support, Block Foam with Poly Fiber Wrap, Ventilated, Reversible
Legs: 1.5", Screw-In Plastic



900 Series - Savona

We do our best to provide the most accurate dimensions.
However, as with all handcrafted products, dimensions are approximate.

SLEEPERS
May 9, 2024

East


3T00 Series - Tripp

Type 1, 6, 11, & 14 Fabric; Twin Sleeper also 22

Style Number and Description	C	D	E	F	G	ADD	Style #	ADD	#	Welted SIZE	CK ADD	FK ADD	DP ADD	VISCO ADD	AIR ADD	PWR ADD	BP ADD	SU	LBS	C	Overall Dimensions		
																					W"	D"	H"
3T00-07 Twin Sleeper	1159	1179	1199	1229	1249	29			1	20 x 20	29		29	149	329			5	129	37.47	50	35	37
3T08 Full Sleeper	1339	1359	1379	1399	1419	29			2	20 x 20	39		49	149	329			7	166	52.46	70	35	37
3T09 Queen Sleeper	1399	1409	1439	1459	1479	29			2	20 x 20	49		49	149	329			8	179	58.45	78	35	37

FEATURES

- Toss Pillow Types Available:** No fabric restrictions on pillows; leather and vinyl pillows not available
- Backs:** Sinuous Wire Support, Semi-Attached, Block Foam with Poly Fiber Fill with Zipper Access
- Seats:** Sinuous Wire Support, Block Foam with Poly Fiber Wrap, Ventilated, Reversible
- Legs:** 1.5", Screw-In Plastic



3T00 Series - Tripp

4630 Series - Angie


Type 1, 6, 11, & 14 Fabric

FOR ADDITIONAL PIECES, PLEASE SEE THE
4630 IN THE STATIONARY SECTION

Style Number and Description	C	D	E	F	G	ADD	Style #	ADD	#	Welted SIZE	CK ADD	FK ADD	DP ADD	VISCO ADD	AIR ADD	PWR ADD	BP ADD	SU	LBS	C	Overall Dimensions		
																					W"	D"	H"
4630-07 Twin Sleeper	1089	1099	1119	1139	1149	19			2	20 x 20	39		49	149	329			5	137	42.06	59	35	36
4638 Full Sleeper	1209	1219	1239	1259	1279	19			2	20 x 20	39		49	149	329			7	171	53.93	75	35	36
4639 Queen Sleeper	1379	1389	1409	1429	1449	19			2	20 x 20	49		49	149	329			8	175	59.68	83	35	36

FEATURES

- Toss Pillow Types Available:** No fabric restrictions on pillows; leather and vinyl pillows not available
- Backs:** Sinuous Wire Support, Attached, Block Foam with Poly Fiber Wrap
- Seats:** Sinuous Wire Support, Block Foam with Poly Fiber Wrap, Ventilated, Reversible
- Legs:** 3.625" x 4", Screw-In Wood



4630 Series - Angie

We do our best to provide the most accurate dimensions.
However, as with all handcrafted products, dimensions are approximate.

SLEEPERS
May 9, 2024

East

6000 Series - Winston

Type 1, 6, 11 & 14 Fabric

FOR ADDITIONAL PIECES, PLEASE SEE THE
6000 IN THE STATIONARY SECTION

Style Number and Description	C	D	E	F	G	ADD	For Each Add 1 Grade Above G		Wetted #	SIZE	CK ADD	FK ADD	DP ADD	VISCO ADD	AIR ADD	PWR ADD	BP ADD	SU	LBS	C	Overall Dimensions		
							Style #	ADD													W"	D"	H"
6000-07 Twin Sleeper	1239	1249	1279	1299	1319	29			2	20 x 20	39		49	149	329			6		43.87	57	38	35
6008 Full Sleeper	1359	1369	1399	1419	1439	29			2	20 x 20	39		49	149	329			7		54.65	71	38	35
6009 Queen Sleeper	1469	1479	1509	1529	1549	29			2	20 x 20	49		49	149	329			8	195	60.80	79	38	35

FEATURES

Toss Pillow Types Available:

No fabric restrictions on pillows; leather and vinyl pillows not available

Backs:

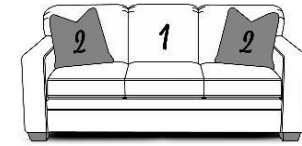
Sinuous Wire Support, Attached, Block Foam with Poly Fiber Wrap

Seats:

Sinuous Wire Support, Block Foam with Poly Fiber Wrap, Ventilated, Reversible

Legs:

5.5" x 4.5" x 3", Screw-In Wood



6000 Series - Winston