

Sleepers

2020 Catalog





Table of Contents:

Opening Nights 3

Dream Sleeper Project 11

Upholstery Sleepers 15

Distinctions Sleepers 25

Leather Sleepers 31

Living Your Way Sleepers 35

Index 38

A Tradition of Quality and Service Since 1963

Since 1963, Klaussner Home Furnishings has been providing quality home furnishings to consumers around the world. Our mission is simple: to provide value driven product, constant innovation, unrivaled speed and total customer satisfaction.

Klaussner is headquartered in Asheboro, North Carolina employing thousands of skilled North Carolina craftsman’s in manufacturing, warehousing, distribution and in the company’s corporate headquarters. With Klaussner’s many Made in USA product lines, you can choose from fabric upholstery, leather upholstery, reclining furniture, sleeper sofas, and much more.

Klaussner, the largest supplier of sleeper sofa’s in North America guarantees you will find that perfect sleeper sofa that will transform any room into a bedroom.

Your Furniture was Crafted in the USA with US and Imported Materials

All dimensions are approximate. For loose back pieces height is measured to the back rail. For attached back pieces height is measured to the top of the back cushion.

OPENING NIGHTS



Create a comfortable haven for your overnight guests with our Opening Nights collection. These dual-purpose sleepers are not only stylish but come in a variety of sizes to fit your home's needs.

- Coil Springs in Cushion Cores
- All groups available in a minimum of 3 sizes to fit in any small to large living space
- 4 Mattress Options, Air Coil, Enso Memory Foam Gel Mattress, Inner Spring Mattress, DreamQuest Mattress



Berger K90400 ●

K90400 Sofa / Queen Sleeper: 81W x 38D x 37H (Overall) - 67W x 21D x 20H (Seat)

K90400 Regular Sleeper

74W x 38D x 37H (Overall)
60W x 21D x 20H (Seat)

K90400 Loveseat / Twin Sleeper

59W x 38D x 37H (Overall)
45W x 21D x 20H (Seat)

K90400 Chair

37W x 38D x 37H (Overall)
23W x 21D x 20H (Seat)

K90400 Ottoman

28W x 23D x 19H (Overall)

K90400A Sofa / Queen Sleeper*

81W x 38D x 37H (Overall)
67W x 21D x 20H (Seat)

K90400B Ottoman Chaise*

29W x 29D x 13H (Overall)

Shown in Dame Stonewash and **NEED PILLLOW**. - Attached Back
*Must be ordered together



Brighton 24900 ●

24900 Sofa / Queen Sleeper: 82W x 37D x 37H (Overall) - 66W x 21D x 21H (Seat)

24900 Regular Sleeper

76W x 37D x 37H (Overall)
60W x 21D x 21H (Seat)

24900 Loveseat

60W x 37D x 37H (Overall)
46W x 21D x 21H (Seat)

24900 Chair Sleeper

54W x 37D x 37H (Overall)
39W x 21D x 21H (Seat)

24900 Chaise

38W x 63D x 37H (Overall)
22W x 49D x 21H (Seat)

24900 Chair

38W x 37D x 37H (Overall)
24W x 21D x 21H (Seat)

24900 Ottoman

28W x 23D x 18H (Overall)

24900 Storage Ottoman

48W x 31D x 19H (Overall)

Shown in Tina Airforce. - Attached Back



Corin K59000 ●

K59000 Sofa / Queen Sleeper: 88W x 38D x 41H (Overall) - 72W x 20D x 21H (Seat)

K59000 Regular Sleeper

82W x 38D x 41H (Overall)
66W x 20D x 21H (Seat)

K59000 Loveseat / Twin Sleeper

63W x 38D x 41H (Overall)
47W x 20D x 21H (Seat)

K59000 Big Chair / Chair Sleeper

57W x 38D x 41H (Overall)
41W x 20D x 21H (Seat)

K59000 Ottoman

33W x 26D x 20H (Overall)

Shown in Lynn Pacific, Lynn Stone, Liric Marine, and Lynn Pacific.
Loose Back





Dopler 77400 ●

77400 Sofa / Queen Sleeper: 79W x 36D x 28H (Overall) - 68W x 21D x 20H (Seat)

77400 Studio Sofa / Regular Sleeper

71W x 36D x 28H (Overall)
60W x 21D x 20H (Seat)

77400 Loveseat

58W x 36D x 28H (Overall)
47W x 21D x 20H (Seat)

77400 Chair Sleeper

51W x 36D x 28H (Overall)
40W x 21D x 20H (Seat)

77400 Chair

35W x 36D x 28H (Overall)
24W x 21D x 20H (Seat)

77400 Ottoman

28W x 23D x 19H (Overall)

Shown in Fresh Indigo.
Loose Back



Ellyson K36700

K36700 Queen Sleeper: 79W x 38D x 38H (Overall) - 66W x 23D x 21H (Seat)

K36700 Regular Sleeper

71W x 38D x 38H (Overall)
58W x 23D x 21H (Seat)

K36700 Twin Sleeper

55W x 38D x 38H (Overall)
43W x 23D x 21H (Seat)

Shown in Derrick Mist and Game
Seafoam.
Loose Back



Fulton K36400 ●

K36400 Sofa / Queen Sleeper: 80W x 36D x 33H (Overall) - 70W x 22D x 21H (Seat)

K36400 Studio Sofa / Regular Sleeper

72W x 36D x 33H (Overall)
62W x 22D x 21H (Seat)

K36400 Loveseat / Twin Sleeper

56W x 36D x 33H (Overall)
46W x 22D x 21H (Seat)

K36400 Chair Sleeper

52W x 36D x 33H (Overall)
42W x 22D x 21H (Seat)

K36400 Chair

33W x 36D x 33H (Overall)
23W x 22D x 21H (Seat)

K36400 Ottoman

29W x 23D x 20H (Overall)

Shown in Fresh Pewter.
Loose Back



Grayton K37400 ●

K37400 Sofa / Queen Sleeper: 80W x 36D x 33H (Overall) - 70W x 22D x 21H (Seat)

K37400 Regular Sleeper

72W x 36D x 33H (Overall)
62W x 22D x 21H (Seat)

K37400 Loveseat / Twin Sleeper

56W x 36D x 33H (Overall)
46W x 22D x 21H (Seat)

K37400 Chair

33W x 36D x 33H (Overall)
23W x 22D x 21H (Seat)

K37400 Ottoman

29W x 23D x 20H (Overall)

Shown in Tina Charcoal and Picasso
Driftwood.
Loose Back
Available without buttons as K37420.



Grayton K37420 ●

K37420 Sofa / Queen Sleeper: 80W x 36D x 33H (Overall) - 70W x 22D x 21H (Seat)

K37420 Regular Sleeper

72W x 36D x 33H (Overall)
62W x 22D x 21H (Seat)

K37420 Loveseat / Twin Sleeper

56W x 36D x 33H (Overall)
46W x 22D x 21H (Seat)

K37420 Chair

33W x 36D x 33H (Overall)
23W x 22D x 21H (Seat)

K37420 Ottoman

29W x 23D x 20H (Overall)

Shown in Winfall Stone.
Loose Back
Available with buttons as K37400.



Jacobs 3700 ●

3700 Sofa / Queen Sleeper: 75W x 36D x 28H (Overall) - 67W x 21D x 21H (Seat)

3700 Studio Sofa / Regular Sleeper

69W x 36D x 28H (Overall)
59W x 21D x 21H (Seat)

3700 Loveseat / Twin Sleeper

56W x 36D x 28H (Overall)
47W x 21D x 21H (Seat)

3700 Chair

32W x 36D x 28H (Overall)
23W x 21D x 21H (Seat)

3700 Ottoman

26W x 24D x 20H (Overall)

Shown in Max Buff.
Loose Back



Laudholm K48700 ●

K48700 Sofa / Queen Sleeper: 80W x 37D x 36H (Overall) - 69W x 19D x 20H (Seat)

K48700 Regular Sleeper

72W x 37D x 36H (Overall)
61W x 19D x 20H (Seat)

K48700 Twin Sleeper

58W x 37D x 36H (Overall)
53W x 19D x 20H (Seat)

K48700 Loveseat

57W x 37D x 36H (Overall)
46W x 19D x 20H (Seat)

K48700 Chair

34W x 37D x 36H (Overall)
23W x 19D x 20H (Seat)

K48700 Ottoman

28W x 22D x 20H (Overall)

Shown in Harmony Fog and Tomic Lace.
Loose Back
Innerspring Cushion
Not available in KoolGel Plus



Possibilities 500 ●

500 Sofa / Queen Sleeper: 87W x 36D x 34H (Overall) - 72W x 23D x 20H (Seat)

500 Regular Sleeper

79W x 36D x 34H (Overall)
64W x 23D x 20H (Seat)

500 Loveseat / Twin Sleeper

63W x 36D x 34H (Overall)
48W x 23D x 20H (Seat)

500 Big Chair / Chair Sleeper

58W x 36D x 34H (Overall)
43W x 23D x 20H (Seat)

500 Chair

39W x 36D x 34H (Overall)
25W x 23D x 20H (Seat)

500 Ottoman

27W x 22D x 17H (Overall)

500 Storage Ottoman

48W x 30D x 20H (Overall)

Shown in Slipcover Cream and Stedman Natural. - Tight Back



Rafael K36900

K36900 Queen Sleeper: 79W x 37D x 28H (Overall) - 67W x 25D x 20H (Seat)



K36900 Regular Sleeper

71W x 37D x 28H (Overall)
59W x 25D x 20H (Seat)

K36900 Twin Sleeper

50W x 37D x 28H (Overall)
43W x 25D x 20H (Seat)

Shown in Marek Mineral, Eiko Ocean Breeze, and Favored Verbena.
Attached Back



Ramona K81600 ●

K81600 Sofa / Queen Sleeper: 83W x 37D x 26H (Overall) - 69W x 23D x 21H (Seat)

K81600 Regular Sleeper

75W x 37D x 26H (Overall)
61W x 23D x 21H (Seat)

K81600 Loveseat / Twin Sleeper

63W x 37D x 26H (Overall)
47W x 23D x 21H (Seat)

K81600 Big Chair

55W x 37D x 26H (Overall)
40W x 23D x 21H (Seat)

K81600 Storage Ottoman

49W x 30D x 18H (Overall)

Loose Back



Sedgewick K22200 ●

K22200 Sofa / Queen Sleeper: 87W x 37D x 30H (Overall) - 68W x 22D x 20H (Seat)

K22200 Regular Sleeper

78W x 37D x 30H (Overall)
60W x 22D x 20H (Seat)

K22200 Loveseat / Twin Sleeper

65W x 37D x 30H (Overall)
46W x 22D x 20H (Seat)

K22200 Chair

42W x 37D x 30H (Overall)
23W x 22D x 20H (Seat)

K22200 Ottoman

27W x 27D x 19H (Overall)

Shown in Ultimate Stone.
Loose Back



Taylor 7700 ●

7700 Sofa / Queen Sleeper: 82W x 36D x 28H (Overall) - 68W x 23D x 21H (Seat)

7700 Studio Sofa / Regular Sleeper

74W x 36D x 28H (Overall)
61W x 23D x 21H (Seat)

7700 Loveseat / Twin Sleeper

62W x 36D x 28H (Overall)
48W x 23D x 21H (Seat)

7700 Big Chair / Chair Sleeper

54W x 36D x 28H (Overall)
40W x 23D x 21H (Seat)

7700 Storage Ottoman

49W x 30D x 18H (Overall)

Loose Back



Also available as a sectional with sleeper (page 11).

Tilly K84200 ●

K84200 Sofa / Queen Sleeper: 77W x 37D x 34H (Overall) - 68W x 23D x 21H (Seat)

K84200 Regular Sleeper

69W x 37D x 34H (Overall)
60W x 23D x 21H (Seat)

K84200 Loveseat / Twin Sleeper

55W x 37D x 34H (Overall)
46W x 23D x 21H (Seat)

K84200 Chair Sleeper

49W x 37D x 34H (Overall)
40W x 23D x 21H (Seat)

K84200 Chair

32W x 37D x 34H (Overall)
23W x 23D x 21H (Seat)

K84200 Ottoman

29W x 23D x 20H (Overall)

K84200 Storage Ottoman

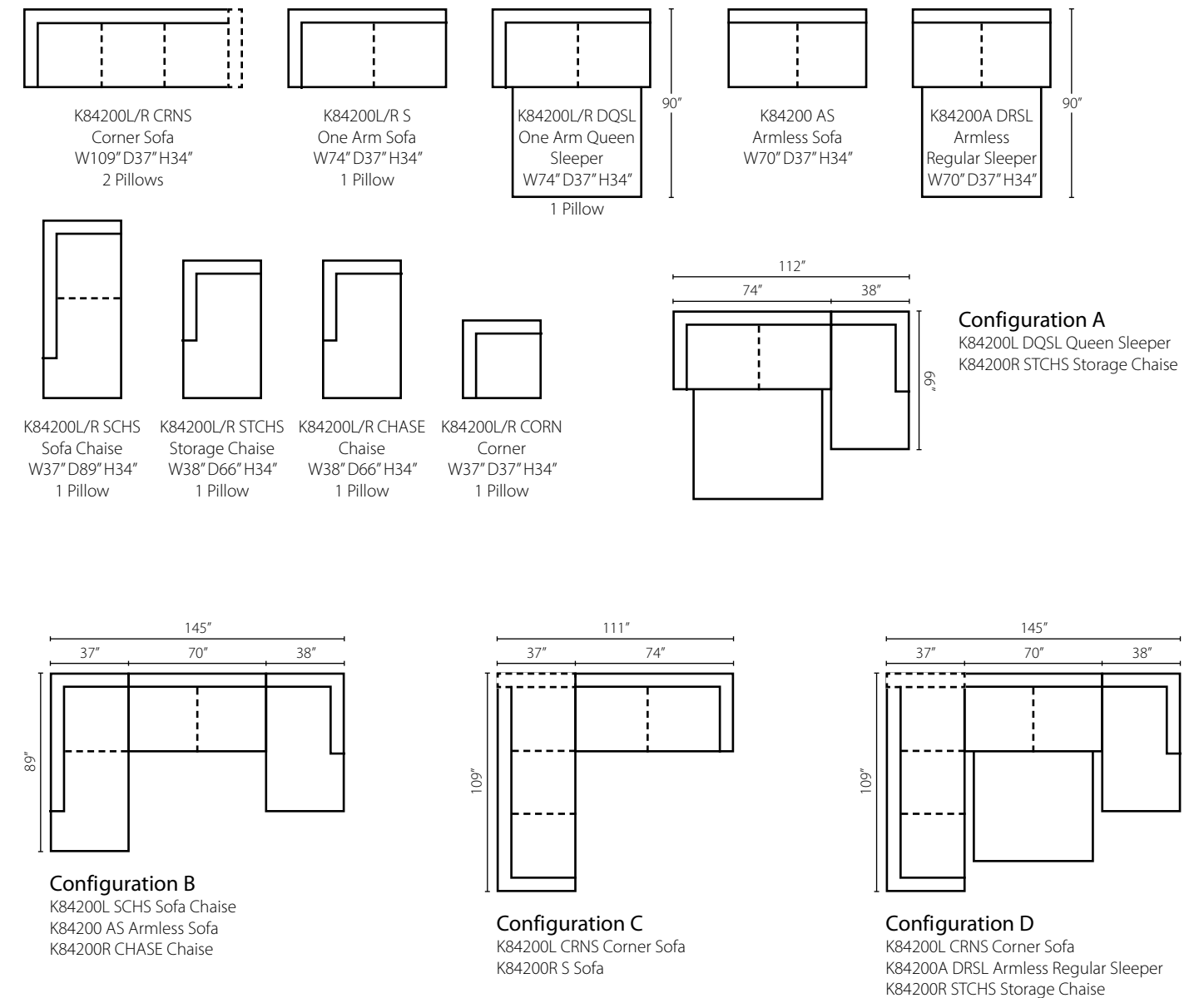
48W x 31D x 19H (Overall)

Shown in Max Stone. - Attached Back

Tilly K84200



Shown in Conversation Capri, Polaris Seaspray, and Conversation Pearl. | Attached Back



Dream Sleeper Project

Create The Sleeper Sofa Of Your Dreams



Gillis

Track Arm

Fabric: K70800 | Leather: L/LT70800

Mayhew

Rolled Arm

Fabric: 97900 | Leather: L/LT97900

Zuma

Dome Arm

Fabric: K71300 | Leather: L/LT71300

Available in Fabric and Leather
Arm Pillows optional on leather - use AP suffix

Sleeper Options



Queen



Regular



Twin



Chair



Gillis K70800 ●

K70800 Sofa / Queen Sleeper: 79W x 35D x 34H (Overall) - 66W x 23D x 20H (Seat)



Gillis L70800 ●

L70800 Sofa / Queen Sleeper: 79W x 35D x 34H (Overall) - 66W x 23D x 20H (Seat)



Mayhew 97900 ●

97900 Sofa / Queen Sleeper: 81W x 35D x 33H (Overall) - 65W x 22D x 20H (Seat)

K70800 Regular Sleeper
72W x 35D x 34H (Overall)
59W x 23D x 20H (Seat)

K70800 Loveseat / Twin Sleeper
57W x 35D x 34H (Overall)
44W x 23D x 20H (Seat)

K70800 Chair Sleeper
51W x 35D x 34H (Overall)
38W x 23D x 20H (Seat)

K70800 Chair
35W x 35D x 34H (Overall)
22W x 23D x 20H (Seat)

K70800 Ottoman
28W x 23D x 19H (Overall)

K70800 Storage Ottoman
41W x 26D x 19H (Overall)

Shown in Lily Pewter and Archer Carmine. - Attached Back

L70800 Regular Sleeper
72W x 35D x 34H (Overall)
59W x 23D x 20H (Seat)

L70800 Loveseat / Twin Sleeper
57W x 35D x 34H (Overall)
44W x 23D x 20H (Seat)

L70800 Chair Sleeper
51W x 35D x 34H (Overall)
38W x 23D x 20H (Seat)

L70800 Chair
35W x 35D x 34H (Overall)
22W x 23D x 20H (Seat)

L70800 Ottoman
28W x 23D x 19H (Overall)

L70800 Storage Ottoman
41W x 26D x 19H (Overall)

Shown in Durango Oatmeal. Attached Back

97900 Regular Sleeper
74W x 35D x 33H (Overall)
58W x 22D x 20H (Seat)

97900 Loveseat / Twin Sleeper
59W x 35D x 33H (Overall)
43W x 22D x 20H (Seat)

97900 Chair Sleeper
53W x 35D x 33H (Overall)
37W x 22D x 20H (Seat)

97900 Chair
37W x 35D x 33H (Overall)
21W x 22D x 20H (Seat)

97900 Ottoman
28W x 23D x 19H (Overall)

97900 Storage Ottoman
41W x 26D x 19H (Overall)

Shown in Macc Grey and Glee Mineral. Attached Back



Mayhew L97900 ●

L97900 Sofa / Queen Sleeper: 81W x 35D x 33H (Overall) - 65W x 22D x 20H (Seat)



Zuma K71300 ●

K71300 Sofa / Queen Sleeper: 80W x 35D x 34H (Overall) - 66W x 23D x 20H (Seat)



Zuma L71300 ●

L71300 Sofa / Queen Sleeper: 80W x 35D x 34H (Overall) - 66W x 23D x 20H (Seat)

L97900 Regular Sleeper
75W x 35D x 33H (Overall)
58W x 22D x 20H (Seat)

L97900 Loveseat / Twin Sleeper
59W x 35D x 33H (Overall)
43W x 22D x 20H (Seat)

L97900 Chair Sleeper
53W x 35D x 33H (Overall)
37W x 22D x 20H (Seat)

L97900 Chair
37W x 35D x 33H (Overall)
21W x 22D x 20H (Seat)

L97900 Ottoman
28W x 23D x 19H (Overall)

L97900 Storage Ottoman
41W x 26D x 19H (Overall)

Shown in Abilene Smoke.
Attached Back

K71300 Regular Sleeper
73W x 35D x 34H (Overall)
59W x 23D x 20H (Seat)

K71300 Loveseat / Twin Sleeper
58W x 35D x 34H (Overall)
44W x 23D x 20H (Seat)

K71300 Chair Sleeper
52W x 35D x 34H (Overall)
38W x 23D x 20H (Seat)

K71300 Chair
36W x 35D x 34H (Overall)
22W x 23D x 20H (Seat)

K71300 Ottoman
28W x 23D x 19H (Overall)

K71300 Storage Ottoman
41W x 26D x 19H (Overall)

Shown in Tina Dark Brown. - Attached
Back

L71300 Regular Sleeper
73W x 35D x 34H (Overall)
59W x 23D x 20H (Seat)

L71300 Loveseat / Twin Sleeper
58W x 35D x 34H (Overall)
44W x 23D x 20H (Seat)

L71300 Chair Sleeper
52W x 35D x 34H (Overall)
38W x 23D x 20H (Seat)

L71300 Chair
36W x 35D x 34H (Overall)
22W x 23D x 20H (Seat)

L71300 Ottoman
28W x 23D x 19H (Overall)

L71300 Storage Ottoman
41W x 26D x 19H (Overall)

Shown in Abilene Smoke.
Attached Back

The Ultimate In Sleep Sofa Comfort



PREMIER
INNERSPRING

4¾" overall thickness

Low melt fiber insulator,
needle punched for increased
strength

13½ gauge high carbon steel
springs

All materials serged for
additional strength and to
prevent slippage

Available as an option on chair,
twin, full, & queen size sleep
sofas



Dreamquest®

6¼" overall thickness

Low melt fiber insulator, needle
punched for increased strength
13½ gauge high carbon steel
springs

All materials serged for
additional strength and to
prevent slippage

Available as an option on chair,
twin, full, & queen size sleep
sofas



Dreamquest®
Gel Infused Memory
Foam Mattress

4½ overall thickness

1" Premium Enso PureGel
Memory Foam on 3¼" of poly
support foam

PureGel Memory Foam
provides a cool, comforting,
comfort

PureGel helps maintain
optimal temperature control

Available as an option on chair,
twin, full, & queen size sleep
sofas



Air Dream

11" overall thickness

Innovative technology
combines spring coil support
with a cushioning layer of air

Adjustable firmness with a push
of a button

Inflates in less than 60 seconds

Rugged constructed air
chamber provides flat sleep
surface

Available as an option on twin,
full, & queen size sleep sofas



- smooth operation
- no question recess handle grip:
easy open and close
- manual lock piece: one piece
leg with positive lock
- recessed shoulder tube to
eliminate the common
complaint of other sofa beds
- double lock TV headrest
provides additional support
- cross wires for enhanced
comfort and support in seating
and sleeping position

UPHOLSTERY SLEEPERS



This collection of sleeper furniture puts a signature on your style, whether you prefer the modern, sleek designs of Contemporary, the grateful proportions and clean lines of Casual or the time-honored, distinguished designs of Classic.



Shown in Curious Pearl, Mystic Bluebird, and Laney Navy.
Loose Back

Atlanta K27800 ●

K27800 Queen Sleeper: 85W x 40D x 29H (Overall) - 76W x 23D x 21H (Seat)



36330 Chair Sleeper
57W x 40D x 31H (Overall)
39W x 23D x 20H (Seat)

Shown in Enello Cement, Enello Charcoal, and Brianne Marmalade.
Loose Back
For contrasting welt order 36300.

Comfy 36330 ●

36330 Queen Sleeper: 89W x 40D x 31H (Overall) - 72W x 23D x 20H (Seat)



Shown in Lily Pewter and Multicraft Smoke.
Attached Back
Available as a sectional.

Cruze E92820 ●

E92820 Queen Sleeper: 80W x 37D x 36H (Overall) - 66W x 23D x 21H (Seat)



Shown in Mogo Chocolate.
Loose Back

Fletcher 36600 ●

36600 Queen Sleeper: 96W x 38D x 32H (Overall) - 71W x 22D x 22H (Seat)



Tight Back

Fusion K60000 ●

K60000 Queen Sleeper: 88W x 38D x 36H (Overall) - 68W x 22D x 21H (Seat)



Shown in Challenger Chocolate.
Attached Back

Heights E13 ●

E13 Regular Sleeper: 92W x 37D x 36H (Overall) - 66W x 23D x 22H (Seat)



Sleeper shown in Drusky Linen and Klein Paprika with Box Seat.
Also available with T-Cushions as K54460.
Attached Back

Hybrid K54400 ●

K54400 / K54460 Queen Sleeper: 81W x 40D x 36H (Overall) - 68W x 24D x 22H (Seat)



Shown in Fandango Stone and Stedman Natural.
Loose Back

Jack K49500 ●

K49500 Queen Sleeper: 85W x 41D x 30H (Overall) - 70W x 23D x 21H (Seat)



Shown in Frenzy Otter and Japan Pewter.
Loose Back
Nail Heads: Black Nickel, Old Gold Spotted (shown), or Pewter
For no nail heads with fringe order K12300F.

Jasper K12310 ●

K12310 Queen Sleeper: 91W x 40D x 31H (Overall) - 70W x 23D x 20H (Seat)



Shown in Victory Ivory.
Loose Back

Karalynn K15600 ●

K15600 Queen Sleeper: 90W x 36D x 32H (Overall) - 77W x 23D x 21H (Seat)



Shown in Pow Wow Flannel and Empire Steel.
Loose Back

Loomis K29000 ●

K29000 Queen Sleeper: 86W x 39D x 30H (Overall) - 75W x 25D x 21H (Seat)



Shown in Fresh Sand.
Attached Back

Lady 73870 ●

73870 Queen Sleeper: 89W x 38D x 35H (Overall) - 66W x 23D x 21H (Seat)



Attached Back

Nolan K65900 ●

K65900 Queen Sleeper: 87W x 37D x 38H (Overall) - 72W x 21D x 21H (Seat)



Shown in Conversation Capri and Polaris Seaspray.
Attached Back

Linville K80400 ●

K80400 Queen Sleeper: 88W x 37D x 38H (Overall) - 72W x 23D x 20H (Seat)



K68500 Regular Sleeper
80W x 43D x 37H (Overall)
62W x 23D x 22H (Seat)

Shown in Winfall Storm, Yucatan Charcoal, and Goddess Ash.
Tight Back

Olivia K68500 ●

K68500 Queen Sleeper: 87W x 43D x 37H (Overall) - 70W x 23D x 22H (Seat)





Pantego K51400 ●

K51400 / K51460 Queen Sleeper: 80W x 40D x 36H (Overall) - 68W x 24D x 22H (Seat)

Sleeper shown in Harmony Fog and Palo Alto Fog, with Box Cushions. Also available with T-Cushions K51460. Attached Back



Selection K50000 ●

K50000 / K50060 Queen Sleeper: 80W x 40D x 36H (Overall) - 68W x 24D x 22H (Seat)

Sleeper shown in Drusky Ivory and Dresden Charcoal, with Box Cushions. Also available with T-Cushions K50060. Attached Back



Patterns 19000 ●

19000 Queen Sleeper: 88W x 37D x 30H (Overall) - 69W x 24D x 21H (Seat)

Loose Back



Troupe K51360 ●

K51300 / K51360 Queen Sleeper: 88W x 40D x 36H (Overall) - 68W x 24D x 22H (Seat)

Sleeper shown in Harmony Natural and Dresden Rosequartz, with T-Cushions. Also available with Box Seat Cushion K51300. Attached Back



Ronaldo K13810 ●

K13810 Queen Sleeper: 97W x 41D x 31H (Overall) - 76W x 24D x 20H (Seat)

Shown in Conversation Linen. Loose Back
Nail Heads: Black Nickel, French Natural, Old Gold Spotted (shown), or Pewter
Available without nailheads as K13800.



Westbrook E3000 ●

E3000 Sofa Queen Sleeper: 81W x 37D x 35H (Overall) - 68W x 24D x 22H (Seat)

Shown in Winfall Stone and Goddess Ash. Attached Back



Shown in Benavento Linen, Fresh Pewter, and Hobie Stripe Pumice.
Loose Back
Available in matched fabrics.

Westerly K73600 ●

K73600 Queen Sleeper: 91W x 43D x 31H (Overall) - 71W x 25D x 21H (Seat)



Shown in Slipcover Spa Blue and Jacqueline Oxford.
Loose Back

Woodwin B48930 ●

B48930 Queen Sleeper: 87W x 37D x 28H (Overall) - 66W x 21D x 20H (Seat)



Loose Back

Wyatt K36500 ●

K36500 Queen Sleeper: 89W x 38D x 38H (Overall) - 73W x 23D x 20H (Seat)



DISTINCTIONS SLEEPERS



Our Distinctions sleeper collections can transfer your space, alter your mood, and effect the ambience of a room. With endless possibilities and gracious beauty, the Distinctions collection is the perfect choice to prompt your style and transform your home. The choice of style and luxurious upholstery fabrics let you discover for yourself the meaning of personal collection, you'll never want to go back to anything less.

All Sleepers in Distinctions have down blend seat and back cushions as well as toss pillows.



D92100 Chair Sleeper
57W x 41D x 29H (Overall)
39W x 26D x 22H (Seat)

Shown in Classic Khaki.
Loose Back
Available in matched fabrics.

Bentley D92100 ●

D92100 Queen Sleeper: 93W x 41D x 29H (Overall) - 75W x 26D x 22H (Seat)



D92200 Chair Sleeper
57W x 41D x 29H (Overall)
39W x 26D x 22H (Seat)

Loose Back
Available in matched fabrics.

Bentley D92200 ●

D92200 Queen Sleeper: 93W x 41D x 29H (Overall) - 75W x 26D x 22H (Seat)



Shown in Spinnosol Natural.
Loose Back

Charleston D80100 ●

D80100 Queen Sleeper: 98W x 38D x 30H (Overall) - 69W x 22D x 20H (Seat)



Jenny D16100 ●

D16100 Queen Sleeper (3 Seat Cushions): 90W x 40D x 31H (Overall) - 72W x 22D x 22H (Seat)

D16100 Regular Sleeper (2 Seat Cushions)

84W x 40D x 31H (Overall)
65W x 23D x 21H (Seat)

Shown in Classic Khaki.
Loose Back
Available in matched fabrics.



LaHoya D28140 ●

D28140 Queen Sleeper: 93W x 39D x 30H (Overall) - 74W x 24D x 23H (Seat)

Shown in Classic Bleach White, Serina Storm, Polo Storm and Classic Bleach White.
Loose Back
Available in matched fabrics.



Jenny D16700 ●

D16700 Regular Sleeper (2 Seat Cushions): 84W x 40D x 31H (Overall) - 66W x 22D x 22H (Seat)

D16700 Queen Sleeper (3 Seat Cushions)

90W x 40D x 31H (Overall)
72W x 22D x 22H (Seat)

Shown in Polo Storm and Serina Storm.
Loose Back
Available in matched fabrics.



LaHoya D28190 ●

D28190 Queen Sleeper: 93W x 39D x 30H (Overall) - 74W x 24D x 23H (Seat)

Shown in Tibby Pewter.
Loose Back
Style comes standard with double needle heavy beige top stitching.



LaHoya D28100 ●

D28100 Queen Sleeper: 93W x 39D x 30H (Overall) - 74W x 24D x 23H (Seat)

Shown in Bull Natural.
Loose Back
Available in matched fabrics.



Lillington D70200 ●

D70200 Regular Sleeper: 84W x 40D x 31H (Overall) - 66W x 22D x 22H (Seat)

D70200 Queen Sleeper (3 Seat Cushions)
90W x 40D x 31H (Overall)
72W x 22D x 22H (Seat)

D70200 Queen Sleeper (2 Seat Cushions)
88W x 40D x 31H (Overall)
70W x 22D x 22H (Seat)

Shown in Kyle Foam and Outk Bonsai.
Loose Back



**D70230 Regular Sleeper
(2 Seat Cushions)**
84W x 40D x 31H (Overall)
66W x 22D x 22H (Seat)

**D70230 Queen Sleeper
(2 Seat Cushions)**
88W x 40D x 31H (Overall)
70W x 22D x 22H (Seat)

Shown in Classic Bleach White.
Loose Back

Lillington D70230 ●

D70230 3 Seat Queen Sleeper: 90W x 40D x 31H (Overall) - 72W x 22D x 22H (Seat)



Shown in Classic Khaki.
Loose Back
Available in matched fabrics.

Patterns D19100 ●

D19100 Queen Sleeper: 88W x 38D x 30H (Overall) - 69W x 22D x 22H (Seat)

LEATHER SLEEPERS



Most leather today comes from cattle hides, due to the hide size, strength and availability. Because it is a natural organic product, each leather hide is unique with individual growth marks, veins, scars, grain and shade variations. These are not defects, but are part of the special look and feel that make leather a highly desirable addition to any room in the house.



Shown in Steamboat Charcoal.
Attached Back
Available with arm pillows on Sofa,
Queen Sleeper, and Loveseat as
LT50200AP.

Canoy LT50200 ●

LT50200 Sofa / Queen Sleeper: 91W x 38D x 38H (Overall) - 71W x 22D x 21H (Seat)



Shown in Steamboat Putty.
Loose Back
Available with arm pillows on Sofa,
Queen Sleeper, and Loveseat as
LT50900AP.

Fedora LT50900 ●

LT50900 Queen Sleeper: 81W x 39D x 36H (Overall) - 67W x 24D x 22H (Seat)



Shown in Ravenwood Walnut.
Loose Back
Available without leather arm pillows
on Sofa, Queen Sleeper, and Cahir as
LD61500.

Homestead LD61500LP ●

LD61500LP Queen Sleeper: 90W x 45D x 32H (Overall) - 74W x 24D x 20H (Seat)



Shown in Steamboat Oxblood.
Loose Back
Available with arm pillows on Sofa,
Queen Sleeper, and Loveseat as
LT11600AP.

Moorland LT11600 ●

LT11600 Queen Sleeper: 92W x 37D x 36H (Overall) - 71W x 20D x 20H (Seat)



Sofa shown with T-Cushions.
Also available with Box Seat Cushion as
LTD51300.
Attached Back
Available arm pillows on Queen Sleeper
as LD51300AP / LD51360AP.

Troupe LTD51360 ●

LTD51300/LTD51360 Queen Sleeper: 88W x 40D x 36H (Overall) - 69W x 24D x 22H (Seat)



Sofa shown in Durango Strawberry,
with T-Cushions.
Also available with Box Seat Cushion as
LTD51400.
Attached Back
Available arm pillows on Queen Sleeper
as LD51400AP / LD51460AP.

Pantego LTD51460 ●

LTD51400/LTD51460 Queen Sleeper: 80W x 40D x 36H (Overall) - 68W x 24D x 22H (Seat)



Sofa shown in Steamboat Oxblood,
with Box Seat Cushion.
Also available with T-Cushion as
LTD50060.
Attached Back
Available without arm pillows Queen
Sleeper as LD50000 / LD50060.

Selection LTD50000 ●

LTD50000AP/LTD50060AP Sofa / Queen Sleeper: 80W x 40D x 36H (Overall) - 68W x 24D x 22H (Seat)

LIVING YOUR WAY™

Custom Furniture You Create



ROLLED ARM (R)
Fabric - K81
Leather - L81 or LT81



FLAIR ARM (F)
Fabric - K82
Leather - L82 or LT82




TRACK ARM (T)
Fabric - K83
Leather - L83 or LT83




BOX CUSHION
1



T CUSHION
2



FOAM CUSHION
1



koolGEL plus!
cool. conforming. comfort.™
2

How To Order

(First and Second Characters specify the Program K8)

Select Your Arm Design
(Third Character)

- Rolled Arm (1)
- Flair Arm (2)
- Track Arm (3)

Select Your Cushion Design
(Fourth Character)

- Box Cushion (1)
- T Cushion (2)

Select Your Cushion Type
(Fifth Character)

- Standard Foam Cushion (1)
- KoolGel Plus Cushion (2)

Order Ottoman - K8 - only available in foam cushion.



Rolled Arm K8122 ●

K8122 Queen Sleeper: 91W x 41D x 37H (Overall) - 77W x 24D x 21H (Seat)

Sofa shown in Macc Grey and Dignity Wool.
Loose Back

Shown as K8122: Rolled Arm with T Cushion and KoolGel Plus Cushion



Flair Arm K8222 ●

K8222 Queen Sleeper: 91W x 41D x 37H (Overall) - 77W x 24D x 21H (Seat)

Sofa shown in Macc Ecu.
Loose Back

Shown as K8222: Flair Arm with T Cushion and KoolGel Plus Cushion



Track Arm K8322 ●

K8322 Queen Sleeper: 87W x 41D x 37H (Overall) - 77W x 24D x 21H (Seat)

Sofa shown in Peerkins Sky and Maya Indigo.
Loose Back

Shown as K8322: Track Arm with T Cushion and KoolGel Plus Cushion





Sofa shown in Steamboat Putty.
Attached Back
Available with arm pillows on Queen Sleeper as L8122AP (not shown).

Shown as L8112: Rolled Arm with Box Cushion and KoolGel Plus Cushion

Rolled Arm L8112 ●

L8112 Queen Sleeper: 91W x 41D x 37H (Overall) - 77W x 24D x 21H (Seat)



Sofa shown in Lafayette Midnight.
Attached Back
Available with arm pillows on Queen Sleeper as L8222AP (not shown).

Shown as LT8212: Flair Arm with Box Cushion and KoolGel Plus Cushion



Flair Arm LT8212 ●

LT8212 Queen Sleeper: 91W x 41D x 37H (Overall) - 77W x 24D x 21H (Seat)



Sofa shown in Cashmere Anthracite.
Attached Back
Available with arm pillows on Queen Sleeper as L8322AP (not shown).

Shown as L8322: Track Arm with T Cushion and KoolGel Plus Cushion



Track Arm L8322 ●

L8322 Queen Sleeper: 87W x 41D x 37H (Overall) - 77W x 24D x 21H (Seat)



Index

Style Name	Style #	Category	Page #
Atlanta	K27800	Upholstery Sleepers	16
Bentley	D92100	Distinctions Sleepers	26
Bentley	D92200	Distinctions Sleepers	26
Berger	K90400	Opening Nights	4
Brighton	24900	Opening Nights	4
Canoy	LT50200	Leather Sleepers	32
Charleston	D80100	Distinctions Sleepers	26
Comfy	36330	Upholstery Sleepers	16
Corin	K59000	Opening Nights	4
Cruze	E92820	Upholstery Sleepers	16
Dopler	77400	Opening Nights	5
Ellyson	K36700	Opening Nights	5
Fedora	LT50900	Leather Sleepers	32
Flair Arm	K8222	Living Your Way	36
Flair Arm	LT8212	Living Your Way	37
Fletcher	36600	Upholstery Sleepers	17
Fulton	K36400	Opening Nights	5
Fusion	K60000	Upholstery Sleepers	17
Gillis	K70800	Dream Sleeper Project	12
Gillis	L70800	Dream Sleeper Project	12
Grayton	K37400	Opening Nights	6
Grayton	K37420	Opening Nights	6
Heights	E13	Upholstery Sleepers	17
Homestead	LD61500LP	Leather Sleepers	32
Hybrid	K54400	Upholstery Sleepers	18
Jack	K49500	Upholstery Sleepers	18
Jacobs	3700	Opening Nights	6
Jasper	K12310	Upholstery Sleepers	18
Jenny	D16100	Distinctions Sleepers	27
Jenny	D16700	Distinctions Sleepers	27
Karalynn	K15600	Upholstery Sleepers	19
Lady	73870	Upholstery Sleepers	19
LaHoya	D28100	Distinctions Sleepers	27
LaHoya	D28140	Distinctions Sleepers	28
LaHoya	D28190	Distinctions Sleepers	28
Laudholm	K48700	Opening Nights	7
Lillington	D70200	Distinctions Sleepers	28
Lillington	D70230	Distinctions Sleepers	29
Linville	K80400	Upholstery Sleepers	19
Loomis	K29000	Upholstery Sleepers	20
Mayhew	97900	Dream Sleeper Project	12
Mayhew	L97900	Dream Sleeper Project	13
Moorland	LT11600	Leather Sleepers	33
Nolan	K69500	Upholstery Sleepers	20
Olivia	K68500	Upholstery Sleepers	20
Pantego	K51460	Upholstery Sleepers	21
Pantego	LTD51460	Leather Sleepers	33
Patterns	19000	Upholstery Sleepers	21

Style Name	Style #	Category	Page #
Patterns	D19100	Distinctions Sleepers	29
Possibilities	500	Opening Nights	7
Rafael	K36900	Opening Nights	7
Ramona	K81600	Opening Nights	8
Rolled Arm	K8122	Living Your Way	36
Rolled Arm	L8112	Living Your Way	37
Ronaldo	K13810	Upholstery Sleepers	21
Sedgewick	K22200	Opening Nights	8
Selection	K50060	Upholstery Sleepers	22
Selection	LTD50000	Leather Sleepers	33
Taylor	7700	Opening Nights	8
Tilly	K84200	Opening Nights	9
Tilly	K84200	Opening Nights	10
Track Arm	K8322	Living Your Way	36
Track Arm	L8322	Living Your Way	37
Troupe	K31600	Upholstery Sleepers	22
Troupe	LTD51360	Leather Sleepers	34
Westbrook	E3000	Upholstery Sleepers	22
Westerly	K73600	Upholstery Sleepers	23
Woodwin	B48930	Upholstery Sleepers	23
Wyatt	K36500	Upholstery Sleepers	23
Zuma	K71300	Dream Sleeper Project	13
Zuma	L71300	Dream Sleeper Project	13



Let's Stay in Touch.



Consumers call for more information, 1-888-732-5948 | www.klaussner.com

Manufactured by Klaussner® Home Furnishings, 405 Lewallen Road, Asheboro, NC 27205 USA

Individual items and fabrics may be discontinued without notice. | *Due to printing processes colors may vary from actual fabric.*

All dimensions are approximate. For loose back pieces height is measured to the back rail. For attached back pieces height is measured to the top of the back cushion.