

We do our best to provide the most accurate information. However, as with all handcrafted products, dimensions, weights, & cubes are approximate.

East

ADDITIONAL ITEMS

April 2, 2026

Shipping Charges
Feather Pillows

Toss Pillows - Welted

Type 1, 2, 3, 4, 6, 11, 12, 14, 15, 16, 22 & 24

Style Number and Description	C-G	H-L	M-Q	R-V	W-Z		Shipping Charges		Overall Dimensions	
							Add \$15 Ship Charge	DP ADD	W"	H"
WTP17 Welted 17" Square Toss Pillow	69	69	89	99	99		29	19	17	17
WTP20 Welted 20" Square Toss Pillow	69	79	99	99	109		29	19	20	20
WTP22 Welted 22" Square Toss Pillow	79	89	99	119	119		29	19	22	22
WTP25 Welted 25" Square Toss Pillow	79	89	99	119	129		29	19	25	25
WTP1521 Welted 15" x 21" Kidney Toss Pillow	69	79	89	99	109		29	19	21	15
WTP1633 Welted 16" x 33" Kidney Toss Pillow	79	89	99	109	119		29	19	33	16

FEATURES

Toss Pillow Types Available:

See above. Leather and Vinyl pillows not available
Dimensions are approximate



Toss Pillows - Non-Welted

Type 1, 2, 3, 4, 6, 11, 12, 14, 15, 16, 22, 24 & 26

Style Number and Description	C-G	H-L	M-Q	R-V	W-Z		Shipping Charges		Overall Dimensions	
							Add \$15 Ship Charge	DP ADD	W"	H"
TP17 Non-Welted 17" Square Toss Pillow	59	69	69	79	89		29	19	17	17
TP20 Non-Welted 20" Square Toss Pillow	59	69	79	79	89		29	19	20	20
TP22 Non-Welted 22" Square Toss Pillow	59	69	79	89	99		29	19	22	22
TP25 Non-Welted 25" Square Toss Pillow	69	79	89	99	109		29	19	25	25
TP1521 Non-Welted 15" x 21" Kidney Toss Pillow	59	69	79	89	99		29	19	21	15

FEATURES

Toss Pillow Types Available:

See above. Leather and Vinyl pillows not available
Dimensions are approximate



We do our best to provide the most accurate information. However, as with all handcrafted products, dimensions, weights, & cubes are approximate.

East

ADDITIONAL ITEMS

April 2, 2026

Toss Pillows - French Seam

Type 1, 2, 3, 4, 6, 11, 12, 14, 15, 16, 22, 24 & 26

Style Number and Description	C-G	H-L	M-Q	R-V	W-Z		Add \$15 Ship Charge	DP ADD	Overall Dimensions	
									W"	H"
FSTP20 Fiber French Seam 20" Pillow	59	69	79	89	99		29	19	20	20
FSTP22 Fiber French Seam 22" Pillow	69	79	89	99	109		29	19	22	22

FEATURES

Toss Pillow Types Available:

See above. Leather and Vinyl pillows not available
Dimensions are approximate

Fabric Yardage

1 Yard = 36" x 54"

Fabric	C-G	H-L	M-Q	R-V	W-Z					
Price Per Yard	39	49	59	59	79					

Leather Hides

One hide is approximately 48 sq feet

Select	Price									
Rumor	689									

Choice	Price									
Evolution	689									
Revelation	689									

Prime	Price									
Cheyenne	819									
Child's Play	819									
Distraction	819									
Open Range	819									

We do our best to provide the most accurate information. However, as with all handcrafted products, dimensions, weights, & cubes are approximate.

East

ADDITIONAL ITEMS
April 2, 2026

Sleeper Mattresses

Innerspring									Overall Dimensions	
Model Number and Description	Price							W"	H"	
35301 Twin	249							33	72	
35302 Full	249							52	72	
35303 Queen	249							60	72	

Visco Earthcare									W"	H"
Model Number and Description	Price									
35023 Twin	419							33	72	
35017 Full	419							52	72	
35016 Queen	419							60	72	

Air - Ultra Air Dream									W"	H"
Model Number and Description	Price									
35096 Twin	679							33	72	
35860 Full	679							52	72	
35859 Queen	679							60	72	

Air Bladder									W"	H"
Model Number and Description	Price									
35204 Twin	449							33	72	
35205 Full	449							52	72	
35206 Queen	449							60	72	

We do our best to provide the most accurate information. However, as with all handcrafted products, dimensions, weights, & cubes are approximate.

East

ADDITIONAL ITEMS
April 2, 2026

Sleeper Mechanisms

Model Number and Description	Price	Overall Dimensions	
		W"	H"
ENG40 Twin	269	40	72
ENG60 Full	269	60	72
ENG68 Queen	269	68	72

Recliner Mechanisms

Model Number and Description	Price
990 Manual	169
Power Mechanism	369
30836 Battery Pack for Power Mechanism	229

We do our best to provide the most accurate information.
However, as with all handcrafted products, dimensions,
weights, & cubes are approximate.

East

STATIONARY
April 2, 2026

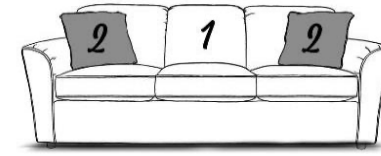
300 Series - Smyrna

Type 1, 6, 11 & 14 Fabric; Chair & Otto also 22

Style Number and Description	C	D	E	F	G	ADD	Style #	ADD	Welted		CK ADD	FK ADD	DP ADD	VISCO ADD	AIR ADD	PWR ADD	BP ADD	SU	LBS	C	Overall Dimensions		
									#	SIZE											W"	D"	H"
304 Chair	809	819	839	849	869	19					29	39						4	59	29.25	38	38	35
305 Sofa	1139	1159	1179	1199	1219	19			2	20 x 20	49	79	49					9	105	63.11	82	38	35
306 Loveseat	1109	1119	1139	1159	1179	19			2	20 x 20	39	49	49					6	82	45.19	60	38	35
307 Ottoman	459	459	469	479	489	9												1	20	5.57	27	23	17
300-07 Twin Sleeper	1259	1269	1289	1309	1319	19			2	20 x 20	39		49	169	489			6	130	40.79	53	38	35
308 Full Sleeper	1549	1559	1589	1609	1629	19			2	20 x 20	39		49	169	489			8	165	55.42	72	38	35
309 Queen Sleeper	1639	1649	1679	1699	1719	19			2	20 x 20	49		49	169	489			9	191	62.34	82	38	35

FEATURES

- Toss Pillow Types Available:** No fabric restrictions on pillows; leather and vinyl pillows not available
- Backs:** Sinuous Wire Support, Attached, Block Foam with Poly Fiber Wrap
- Seats:** Sinuous Wire Support, Block Foam with Poly Fiber Wrap, Ventilated, Reversible*
*Ottoman has attached seat cushion
- Legs:** 2.5", Pyramid Screw-In Plastic



300 Series - Smyrna


630 Series - Eliza

Type 1, 6, 11 & 14 Fabric; Chairs & Otto also 22

Style Number and Description	C	D	E	F	G	ADD	Style #	ADD	Welted		CK ADD	FK ADD	DP ADD	VISCO ADD	AIR ADD	PWR ADD	BP ADD	SU	LBS	C	Overall Dimensions		
									#	SIZE											W"	D"	H"
634 Chair	749	759	779	789	799	19					29	39						4	49	27.65	35	35	39
635 Sofa	1189	1209	1239	1269	1289	29			2	20 x 20	49	79	49					9	95	64.19	79	36	39
636 Loveseat	1159	1179	1199	1229	1249	29			2	20 x 20	39	49	49					6	73	46.31	57	36	39
637 Ottoman	409	409	429	439	449	19												1	17	5.47	25	21	18
630-98 Rocking Chair	749	749	769	779	789	19					29	39						4	53	29.17	35	40	36

FEATURES

- Toss Pillow Types Available:** No fabric restrictions on pillows; leather and vinyl pillows not available
- Backs:** Sinuous Wire Support, Attached, Block Foam with Poly Fiber Wrap
- Seats:** Sinuous Wire Support, Block Foam with Poly Fiber Wrap, Ventilated, Reversible*
*Ottoman has attached seat cushion
- Legs:** 5.5", Turned bun Wood. -98: Rocker base, Wood



630 Series - Eliza

We do our best to provide the most accurate information.
 However, as with all handcrafted products, dimensions,
 weights, & cubes are approximate.

East

STATIONARY
April 2, 2026

1D00/1D00N Series - Dawson

Type 1, 6, 11 & 14 Fabric; Chair & Otto also 22

Style Number and Description	C	D	E	F	G	ADD	FINISH: BRASS		Non-Weltd		CK		FK		DP		VISCO		AIR		PWR		BP		SU		LBS		Overall Dimensions		
							Style #	ADD	#	SIZE	ADD	ADD	ADD	ADD	ADD	ADD	ADD	ADD	ADD	ADD	ADD	ADD	ADD	ADD	ADD	ADD	ADD	ADD	ADD	ADD	ADD
1D04 Chair	1059	1069	1089	1099	1119	19	1D04N	29			29	39														6		37.94	39	41	41
1D05 Sofa	1549	1569	1599	1619	1649	29	1D05N	49	2	20 x 20	49	79	49												12	156	85.61	88	41	41	
1D06 Loveseat	1509	1529	1559	1589	1609	29	1D06N	49	2	20 x 20	39	49	49												9	113	62.26	64	41	41	
1D07 Ottoman	479	489	499	509	519	9																			1		6.53	27	22	19	

FEATURES

Toss Pillow Types Available:

No fabric restrictions on pillows; leather and vinyl pillows not available

Backs:


Sinuous Wire Support, Attached, Poly Fiber Fill with Zipper Access

Seats:

Sinuous Wire Support, Block Foam with Poly Fiber Wrap, Ventilated, Reversible*

Legs:

4" x 3.63" x 2.75", Pyramid Screw-In Wood



1D00/1D00N Series - Dawson

We do our best to provide the most accurate information.
However, as with all handcrafted products, dimensions,
weights, & cubes are approximate.

East

STATIONARY
April 2, 2026



1Q00 Series - Tyler

Type 1, 6, 11 & 14 Fabric; Otto also 22

Style Number and Description	C	D	E	F	G	ADD	Style #	ADD	Welted #	SIZE	CK ADD	FK ADD	DP ADD	VISCO ADD	AIR ADD	PWR ADD	BP ADD	SU	LBS	C	Overall Dimensions			
																					W"	D"	H"	
1Q00-10 Large Ottoman	649	649	659	669	679	9						39							3	65	22.13	44	44	20
1Q00-22 90* Corner Wedge	949	959	979	999	1009	19			2	20 x 20		39	49						6	89	42.57	44	44	38
1Q00-39 Armless Chair	749	759	769	789	799	19			1	16 x 33		39	29						5	68	35.32	37	44	38

FEATURES

Connectors:

Not available on this style

Toss Pillow Types Available:

No fabric restrictions on pillows; leather and vinyl pillows not available

Backs:

Webbing Support, Loose, Poly Fiber Fill in a Channel Bag with Zipper Access

Seats:

Sinuuous Wire Support, Block Foam with Poly Fiber Wrap, Ventilated, Reversible*

*Ottoman has attached seat cushion

Legs:

2.25" x 2", Screw-In Wood



1Q00 Series - Tyler

Components



1Q00-10
Large Ottoman
W-44 D-44

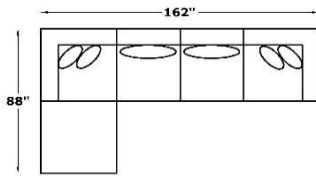


1Q00-22
Corner Wedge
W-44 D-44



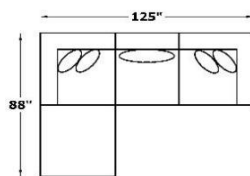
1Q00-39
Armless Chair
W-37 D-44

Popular Configurations




-10, -22, -39, -39, -22

- C 4045
- D 4085
- E 4155
- F 4245
- G 4295




-10, -22, -39, -22

- C 3296
- D 3326
- E 3386
- F 3456
- G 3496



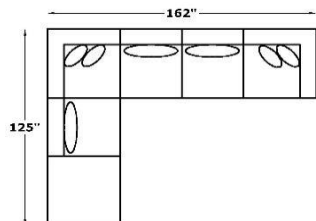
-10, -22, -39, -39, -22, -10

- C 4694
- D 4734
- E 4814
- F 4914
- G 4974

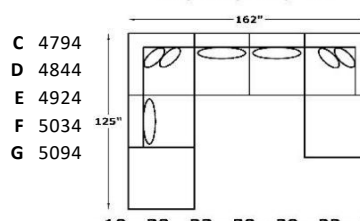


-22, -39, -22

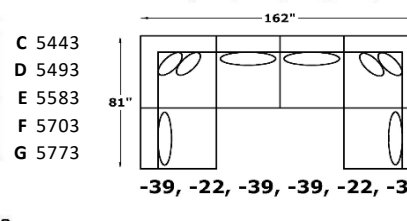
- C 2647
- D 2677
- E 2727
- F 2787
- G 2817



-10, -39, -22, -39, -39, -22

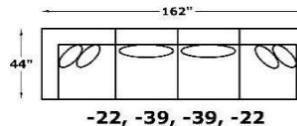


-10, -39, -22, -39, -39, -22, -10



-39, -22, -39, -39, -22, -39

- C 4894
- D 4954
- E 5034
- F 5154
- G 5214



-22, -39, -39, -22

- C 3396
- D 3436
- E 3496
- F 3576
- G 3616

1Q00 Series - Tyler

We do our best to provide the most accurate information.
 However, as with all handcrafted products, dimensions,
 weights, & cubes are approximate.

STATIONARY
April 2, 2026

East

1Z00 Series - Jones

Type 1, 6, 11 & 14 Fabric

Style Number and Description	C	D	E	F	G	ADD	Style #	ADD	Welted		CK ADD	FK ADD	DP ADD	VISCO ADD	AIR ADD	PWR ADD	BP ADD	SU	LBS	C	Overall Dimensions		
									#	SIZE											W"	D"	H"
1Z05 Sofa	1189	1209	1239	1269	1289	29			2	17 x 17	49	79	49					8	101	60.17	72	38	38
1Z06 Loveseat	1159	1179	1199	1229	1249	29			2	17 x 17	39	49	49					6	82	44.29	53	38	38

FEATURES

Toss Pillow Types Available:

No fabric restrictions on pillows; leather and vinyl pillows not available

Backs:


Sinuous Wire Support, Semi-Attached, Poly Fiber Fill with Zipper Access

Seats:

Sinuous Wire Support, Block Foam with Poly Fiber Wrap, Ventilated, Reversible

Legs:

Front: 4.75 x 5.5"; Back: 5.5", Screw-In Wood



1Z00 Series - Jones

We do our best to provide the most accurate information.
 However, as with all handcrafted products, dimensions,
 weights, & cubes are approximate.

STATIONARY
 April 2, 2026

East

ALSO AVAILABLE IN
 LEATHER. PLEASE SEE THE
 1430LR IN THE LEATHER
 SECTION.


1430R Series - Monroe

Type 1, 6, 11 & 14 Fabric; Chair & Otto also 22

Style Number and Description	C	D	E	F	G	ADD	Style #	ADD	Weltd		CK	FK	DP	VISCO	AIR	PWR	BP	SU	LBS	C	Overall Dimensions		
									#	SIZE											ADD	ADD	W"
1434R Chair & 1/2	939	949	969	979	989	19			1	20 x 20	29	39	29					5	83	39.25	51	38	35
1434SR Chair - Standard Size	829	839	849	869	879	19					29	39						5	74	33.10	43	38	35
1435R Sofa	1349	1369	1399	1419	1449	29			2	20 x 20	49	79	49					9	128	66.96	87	38	35
1436R Loveseat	1309	1329	1359	1389	1409	29			2	20 x 20	39	49	49					7	104	50.03	65	38	35
1437R Ottoman	519	529	539	549	559	9												1	39	9.24	35	24	19
1437SR Ottoman - Standard Size	459	469	479	489	499	9												1	27	5.84	27	22	17
1439R Queen Sleeper	1789	1809	1829	1859	1879	29			2	20 x 20	49		49	169	489			9	207	66.96	87	38	35
143005R RAF Chaise Lounge	899	909	929	939	949	19			2	20 x 20	29	39	49					6	80	42.70	34	62	35
143006R LAF Chaise Lounge	899	909	929	939	949	19			2	20 x 20	29	39	49					6	80	42.70	34	62	35
143023R RAF Sofa	1219	1229	1249	1259	1279	19			2	20 x 20	49	79	49					8	121	60.80	79	38	35
143024R LAF Sofa	1219	1229	1249	1259	1279	19			2	20 x 20	49	79	49					8	121	60.80	79	38	35
143027R RAF Loveseat	969	979	999	1019	1029	19			2	20 x 20	39	49	49					6	84	42.33	55	38	35
143028R LAF Loveseat	969	979	999	1019	1029	19			2	20 x 20	39	49	49					6	84	42.33	55	38	35
143039R Armless Chair	549	549	559	569	579	9					29	39						2	49	17.70	23	38	35
143043R Armless Loveseat	769	779	799	809	819	19					39	49						5	74	33.87	44	38	35
143063R RAF Corner Sofa	1399	1419	1439	1459	1479	19			2	20 x 20	49	79	49					10	132	70.04	91	38	35
143064R LAF Corner Sofa	1399	1419	1439	1459	1479	19			2	20 x 20	49	79	49					10	132	70.04	91	38	35

FEATURES

- Toss Pillow Types Available:** No fabric restrictions on pillows; leather and vinyl pillows not available
- Backs:** Sinuous Wire Support, Attached, Block Foam with Poly Fiber Wrap
- Seats:** Sinuous Wire Support, Block Foam with Poly Fiber Wrap, Ventilated, Reversible*
 *Ottomans have attached seat cushions, -05/-06 not reversible
- Legs:** 5.5" x 5.5" x 3", Bolt-On Wood

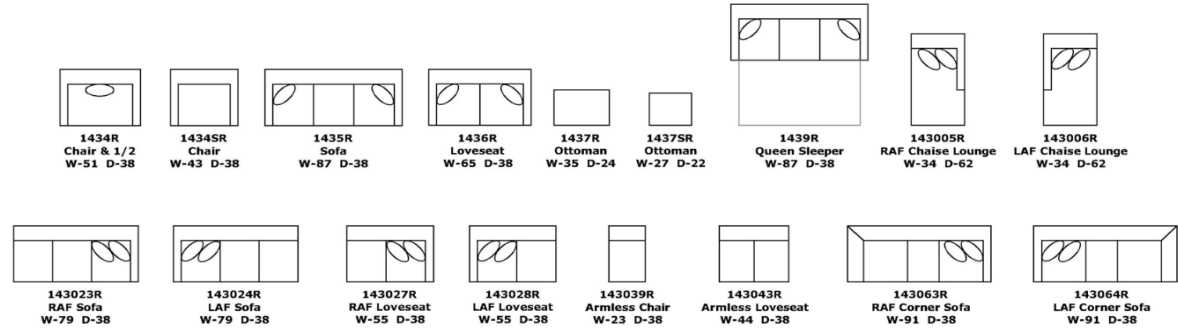


1430R Series - Monroe

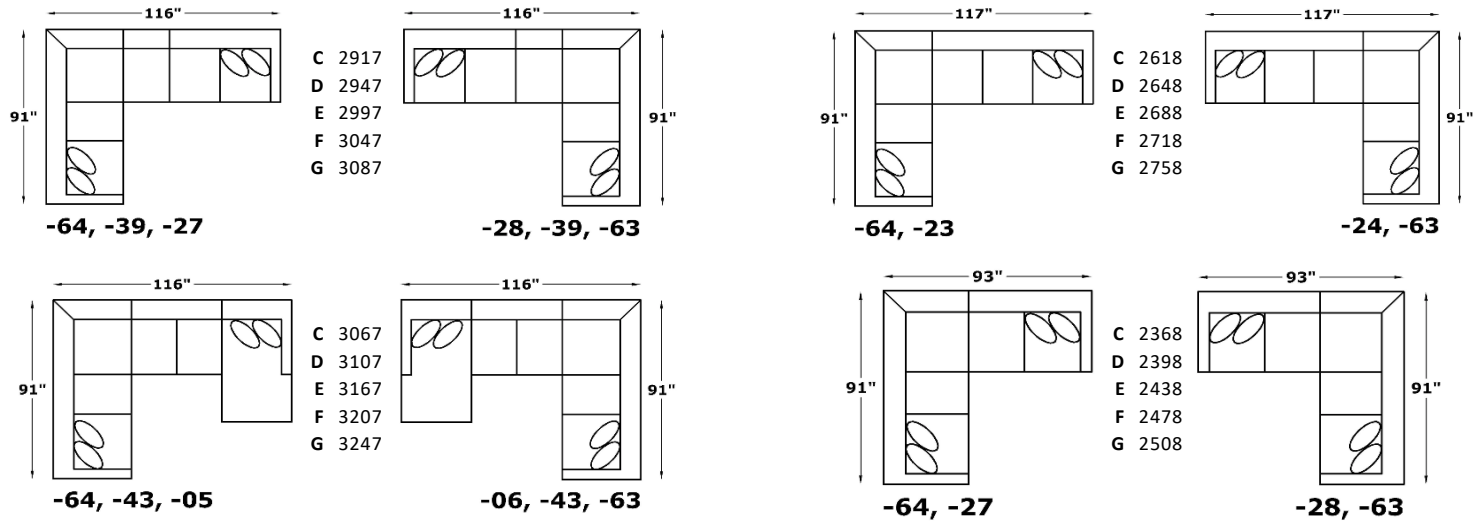
We do our best to provide the most accurate information.
 However, as with all handcrafted products, dimensions,
 weights, & cubes are approximate.

STATIONARY
April 2, 2026

Components



Popular Configurations



1430R Series - Monroe

We do our best to provide the most accurate information.
 However, as with all handcrafted products, dimensions,
 weights, & cubes are approximate.

STATIONARY
 April 2, 2026

East

2C00 Series - Luca

Type 1, 6, 11 & 14 Fabric; Chair & Otto also 22

Style Number and Description	C	D	E	F	G	ADD	Style #	ADD	Non-Weltd		CK	FK	DP	VISCO	AIR	PWR	BP	SU	LBS	C	Overall Dimensions		
									#	SIZE											ADD	ADD	ADD
2C00-04 Chair & 1/2	1069	1079	1099	1109	1129	19			1	22 x 22	29	39	29					6	95	44.84	46	42	41
2C00-56 Sofa w/Floating Otto Chaise	1959	1979	2009	2039	2059	29			4	22 x 22	49	79	99					12	168	88.69	89	68	41
2C00-10 Large Ottoman	479	489	499	509	519	9												1	29	10.16	39	25	18
2C00-69 Swivel Chair	1119	1129	1149	1159	1179	19			1	22 x 22	29	39	29					6	127	44.84	46	42	41

FEATURES

Toss Pillow Types Available:

No fabric restrictions on pillows; leather and vinyl pillows not available

Backs:

Loose, Removable, Poly Fiber Fill in a Channel Bag, Zipper Access

Seats:

Sinuous Wire Support, Block Foam with Poly Fiber Wrap, Ventilated, Reversible

*Ottoman has attached seat cushion

Legs:

6" x 5.25" x 1.5", Screw-In Wood; -69: Swivel Base



2C00 Series - Luca

We do our best to provide the most accurate information.
 However, as with all handcrafted products, dimensions,
 weights, & cubes are approximate.

East

STATIONARY
 April 2, 2026

2H00 Series - Hunter

Type 1, 6, 11 & 14 Fabric

Style Number and Description	C	D	E	F	G	ADD	Style #	ADD	Non-Welted #	SIZE	CK ADD	FK ADD	DP ADD	VISCO ADD	AIR ADD	PWR ADD	BP ADD	SU	LBS	C	Overall Dimensions			
																					W"	D"	H"	
2H00-05 RAF Chaise Lounge	1299	1309	1329	1339	1359	19			2	22 x 22	29	39	49						10		67.43	47	67	37
2H00-06 LAF Chaise Lounge	1299	1309	1329	1339	1359	19			2	22 x 22	29	39	49						10		67.43	47	67	37
2H00-22 Wedge Seat	979	989	1009	1019	1039	19			2	22 x 22	29	39	49						5	82	34.26	40	40	37
2H00-23 RAF Sofa	1379	1399	1429	1449	1479	29			2	22 x 22	49	79	49						10	134	71.09	83	40	37
2H00-24 LAF Sofa	1379	1399	1429	1449	1479	29			2	22 x 22	49	79	49						10	134	71.09	83	40	37
2H00-39 Armless Chair	719	729	749	759	779	19					29	39							5		31.69	37	40	37

FEATURES


Toss Pillow Types Available:

Backs:

Seats:

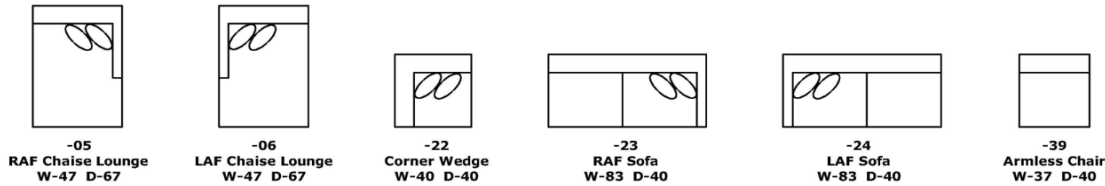
Legs:

No fabric restrictions on pillows; leather and vinyl pillows not available
 Webbing Support, Loose, Poly Fiber Fill in a Channel Bag with Zipper Access
 Sinuous Wire Support, Block Foam with Poly Fiber Wrap, Ventilated, Reversible*
 *.05/06 not reversible
 6" x 5.25" x 1.5", Screw-In Wood

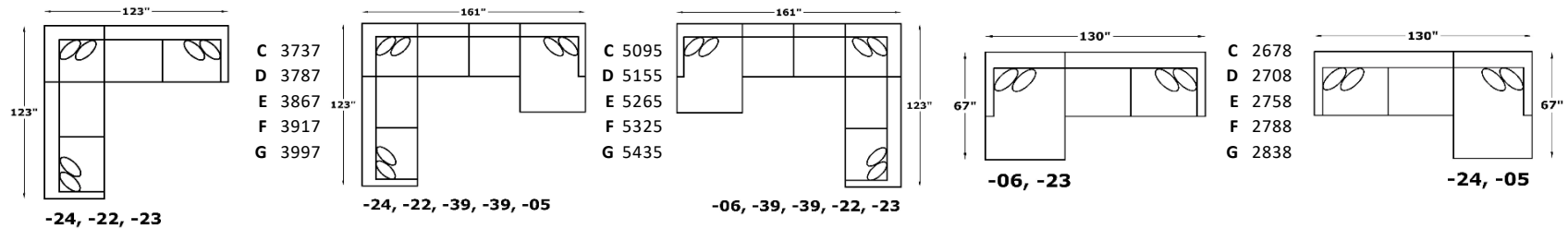


2H00 Series - Hunter

Components



Popular Configurations



2H00 Series - Hunter

We do our best to provide the most accurate information.
 However, as with all handcrafted products, dimensions,
 weights, & cubes are approximate.

East

STATIONARY
 April 2, 2026

2K00 Series - Kinley

Type 1, 6, 11 & 14 Fabric; Chair & Otto also 22

Style Number and Description	C	D	E	F	G	ADD	Style #	ADD	Non-Welted		CK	FK	DP	VISCO	AIR	PWR	BP	SU	LBS	C	Overall Dimensions		
									#	SIZE											ADD	ADD	ADD
2K04 Chair	969	979	989	1009	1019	19			1	20 x 20	29	39	29					5	75	35.21	39	40	39
2K05 Sofa	1419	1439	1469	1489	1519	29			4	20 x 20	49	79	99					11	149	81.25	90	40	39
2K06 Loveseat	1379	1399	1429	1459	1479	29			2	20 x 20	39	49	49					8		57.78	64	40	39
2K07 Ottoman	379	379	389	399	409	9												1		6.47	27	23	18
2K00-05 RAF Chaise Lounge	979	989	1009	1019	1039	19			2	20 x 20	29	39	49					7	82	47.67	33	64	39
2K00-06 LAF Chaise Lounge	979	989	1009	1019	1039	19			2	20 x 20	29	39	49					7	82	47.67	33	64	39
2K00-22 Wedge Seat	839	849	859	879	889	19			2	20 x 20	29	39	49					5		36.11	40	40	39
2K00-23 RAF Sofa	1399	1419	1439	1469	1489	29			2	20 x 20	49	79	49					11		76.74	85	40	39
2K00-24 LAF Sofa	1399	1419	1439	1469	1489	29			2	20 x 20	49	79	49					11		76.74	85	40	39
2K00-27 RAF Loveseat	1099	1119	1139	1169	1189	29			2	20 x 20	39	49	49					7		53.26	59	40	39
2K00-28 LAF Loveseat	1099	1119	1139	1169	1189	29			2	20 x 20	39	49	49					7		53.26	59	40	39
2K00-39 Armless Chair	599	609	629	649	659	19					29	39						3		23.47	26	40	39
2K00-43 Armless Loveseat	859	879	909	939	959	29					39	49						7	74	47.85	53	40	39
2K00-63 RAF Corner Sofa	1529	1549	1569	1599	1619	29			4	20 x 20	49	79	99					12	145	88.47	98	40	39
2K00-64 LAF Corner Sofa	1529	1549	1569	1599	1619	29			4	20 x 20	49	79	99					12	145	88.47	98	40	39

FEATURES

Toss Pillow Types Available:

Backs:

Seats:

Legs:

No fabric restrictions on pillows; leather and vinyl pillows not available
 Sinuous Wire Support, Loose, Poly Fiber Fill in a Channel Bag with Zipper Access
 Sinuous Wire Support, Block Foam with Poly Fiber Wrap, Ventilated, Reversible*
 *Ottoman has attached seat cushion; -05/06 not reversible
 1.5" x 2.43" x 6", Screw-In Wood

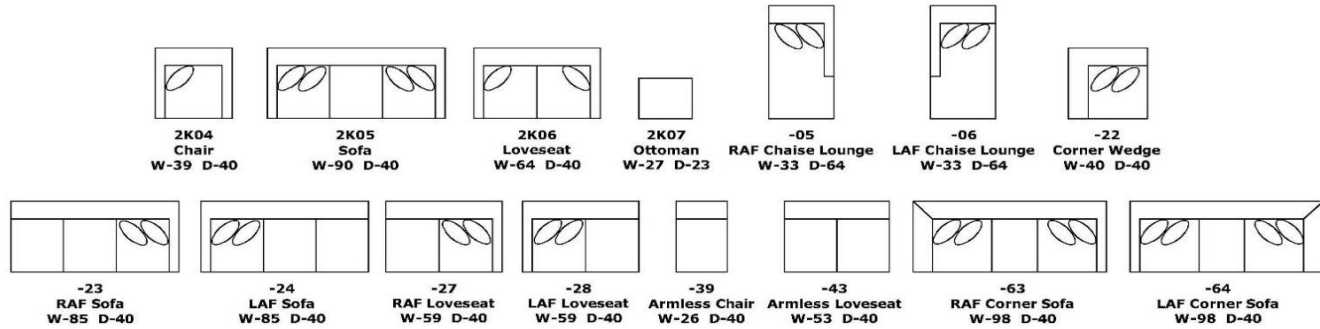


2K00 Series - Kinley

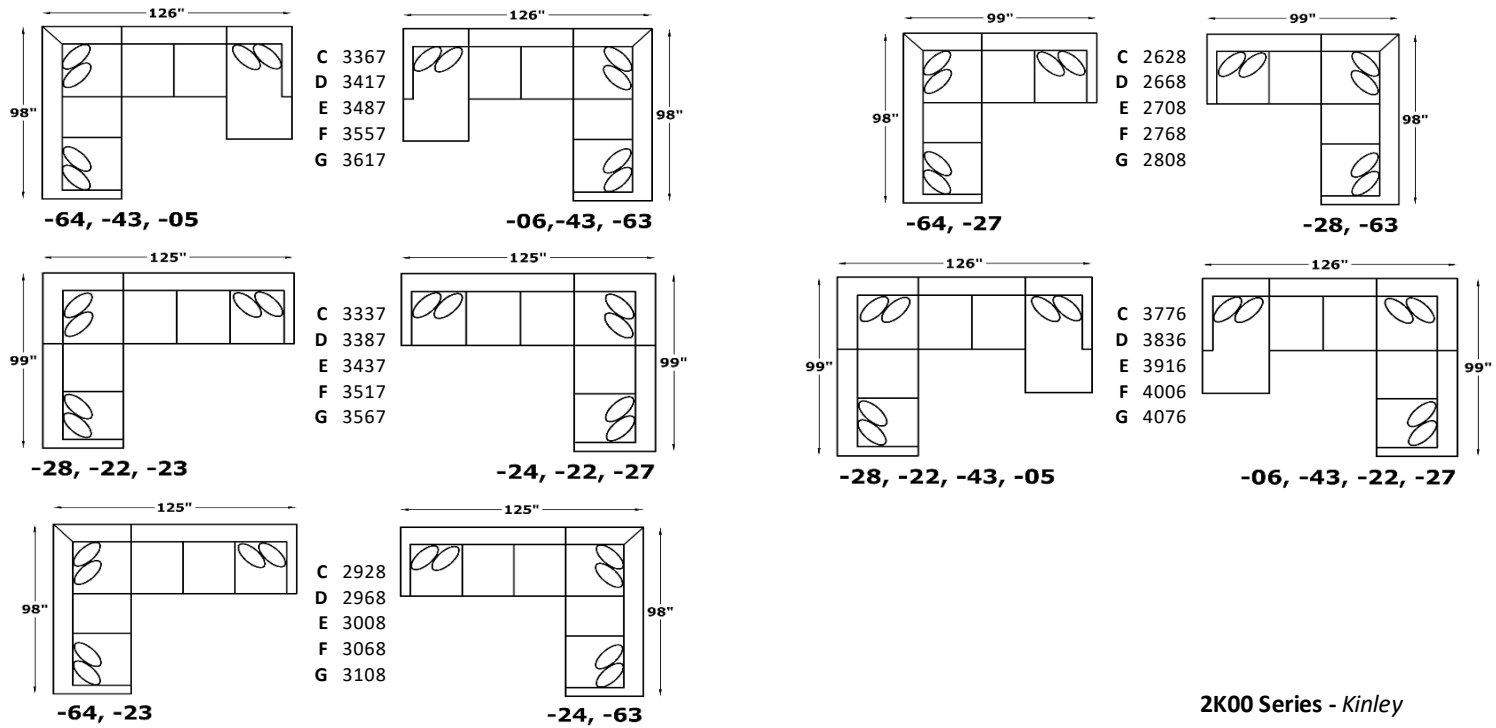
We do our best to provide the most accurate information.
 However, as with all handcrafted products, dimensions,
 weights, & cubes are approximate.

STATIONARY
 April 2, 2026

Components



Popular Configurations



2K00 Series - Kinley

We do our best to provide the most accurate information.
 However, as with all handcrafted products, dimensions,
 weights, & cubes are approximate.

East

STATIONARY
 April 2, 2026

2R00R/2R00NR Series - Rondell

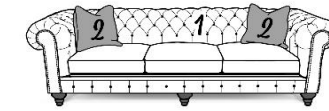
Type 1, 6, 11 & 14 Fabric; Chair & Otto also 22

ALSO AVAILABLE IN LEATHER.
 PLEASE SEE THE 2R00ALR/NR IN
 THE LEATHER SECTION.

Style Number and Description	C	D	E	F	G	ADD	FINISH: BRASS		Welted		CK ADD	FK ADD	DP ADD	VISCO ADD	AIR ADD	PWR ADD	BP ADD	SU	LBS	C	Overall Dimensions		
							Style #	ADD	#	SIZE											W"	D"	H"
2R04R Chair	1429	1439	1459	1469	1489	19	2R04NR	29	1	20 x 20	29	39	29					6	114	44.63	57	41	33
2R05R Sofa	1729	1749	1779	1799	1829	29	2R05NR	49	2	20 x 20	49	79	49					11	163	77.52	99	41	33
2R06R Loveseat	1699	1719	1739	1769	1789	29	2R06NR	49	2	20 x 20	39	49	49					8	130	58.72	75	41	33
2R07R Ottoman	599	599	609	619	629	9												2	31	11.20	43	25	18

FEATURES

Toss Pillow Types Available: No fabric restrictions on pillows; leather and vinyl pillows not available
Backs: Sinuous Wire Support, Attached, Block Foam with Poly Fiber Wrap
Seats: Sinuous Wire Support, Block Foam with Poly Fiber Wrap, Ventilated, Reversible*
 *Ottoman has attached seat cushion
Legs: 4.5" x 5.25", Turned Screw-In Wood



2R00R/2R00NR Series - Rondell

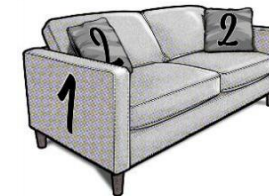
2150 Series - Demi

Type 1, 6, 11 & 14 Fabric; Chair & Otto also 22

Style Number and Description	C	D	E	F	G	ADD	Style #	ADD	Non-Welted		CK ADD	FK ADD	DP ADD	VISCO ADD	AIR ADD	PWR ADD	BP ADD	SU	LBS	C	Overall Dimensions		
									#	SIZE											W"	D"	H"
2150-04 Chair & 1/2	939	949	969	979	999	19			1	20 x 20	29	39	29					5	76	35.80	44	38	37
2155 Sofa	1299	1319	1349	1379	1399	29			2	20 x 20	49	79	49					9	113	64.28	79	38	37
2156 Loveseat	1269	1289	1309	1339	1359	29			2	20 x 20	39	49	49					7		48.01	59	38	37
2150-10 Large Ottoman	609	609	629	639	649	9												2		11.27	41	25	19

FEATURES

Toss Pillow Types Available: No fabric restrictions on pillows; leather and vinyl pillows not available
Backs: Sinuous Wire Support, Semi-Attached, Block Foam with Poly Fiber Wrap with Zipper Access
Seats: Sinuous Wire Support, Block Foam with Poly Fiber Wrap, Ventilated, Reversible*
 *Ottoman has attached seat cushion
Legs: 2.5" x 1.5" x 6", Round Tapered Screw-In Wood



2150 Series - Demi

We do our best to provide the most accurate information.
However, as with all handcrafted products, dimensions,
weights, & cubes are approximate.

East

STATIONARY
April 2, 2026

2200 Series - Norwood

Type 1, 6, 11 & 14 Fabric; Chair & Otto also 22

Style Number and Description	C	D	E	F	G	ADD	Style #	ADD	Non-Welted		CK ADD	FK ADD	DP ADD	VISCO ADD	AIR ADD	PWR ADD	BP ADD	SU	LBS	C	Overall Dimensions		
									#	SIZE											W"	D"	H"
2204 Chair	849	859	879	889	909	19					29	39						4		27.58	33	38	38
2205 Sofa	1319	1339	1359	1389	1409	29			2	20 x 20	49	79	49					10		66.02	79	38	38
2206 Loveseat	1279	1299	1329	1349	1379	29			2	20 x 20	39	49	49					7		46.80	56	38	38
2207 Ottoman	389	389	409	419	429	9												1		6.58	26	23	19
2200-07 Twin Sleeper	1329	1349	1379	1399	1429	29			2	20 x 20	39		49	169	489			6	133	42.62	51	38	38
2208 Full Sleeper	1599	1619	1649	1679	1699	29			2	20 x 20	39		49	169	489			9	169	59.33	71	38	38
2209 Queen Sleeper	1759	1779	1799	1829	1849	29			2	20 x 20	49		49	169	489			10	187	66.02	79	38	38

FEATURES

Toss Pillow Types Available:

No fabric restrictions on pillows; leather and vinyl pillows not available

Backs:

Webbing Support, Loose, Poly Fiber Fill in a Channel Bag with Zipper Access

Seats:

Sinuous Wire Support, Block Foam with Poly Fiber Wrap, Ventilated, Reversible*

*Ottoman has attached seat cushion

Legs:

3.25" x 2.88" x 2.75", Pyramid Screw-In Wood



2200 Series - Norwood

2250/2250N Series - Brett

Type 1, 6, 11 & 14 Fabric; Chair & Otto also 22

Style Number and Description	C	D	E	F	G	ADD	FINISH: BRASS		Welted		CK ADD	FK ADD	DP ADD	VISCO ADD	AIR ADD	PWR ADD	BP ADD	SU	LBS	C	Overall Dimensions		
							Style #	ADD	#	SIZE											W"	D"	H"
2254 Chair	959	969	989	999	1019	19	2254N	79			29	39						5	80	34.99	43	38	37
2255 Sofa	1419	1439	1469	1499	1519	29	2255N	79	2	20 x 20	49	79	49					10	134	72.42	89	38	37
2256 Loveseat	1389	1409	1429	1459	1479	29	2256N	79	2	20 x 20	39	49	49					7	108	53.70	66	38	37
2257 Ottoman	579	579	589	599	609	9	2257N	79										1	21	6.58	26	23	19

FEATURES

Toss Pillow Types Available:

No fabric restrictions on pillows; leather and vinyl pillows not available

Backs:

Sinuous Wire Support, Semi-Attached, Poly Fiber Fill with Zipper Access

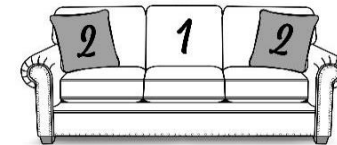
Seats:

Sinuous Wire Support, Block Foam with Poly Fiber Wrap, Ventilated, Reversible*

*Ottoman has attached seat cushion

Legs:

2.5", Pyramid Screw-In Plastic



2250/2250N Series - Brett

We do our best to provide the most accurate information.
However, as with all handcrafted products, dimensions,
weights, & cubes are approximate.

East

STATIONARY
April 2, 2026

2260/2260N Series - Jaden

Restricted Covers

Style Number and Description	Select Covers					ADD	FINISH: BRASS		Wetted		CK ADD	FK ADD	DP ADD	VISCO ADD	AIR ADD	PWR ADD	BP ADD	SU	LBS	C	Overall Dimensions		
	ADD	Style #	ADD	#	SIZE		#	SIZE	W"	D"											H"		
2264 Chair	979						2264N	79			29	39						5	80	34.99	43	38	37
2265 Sofa	1599						2265N	79	2	20 x 20	49	79	49					10	134	72.42	89	38	37
2266 Loveseat	1559						2266N	79	2	20 x 20	39	49	49					7	108	53.70	66	38	37
2267 Ottoman	549						2267N	79										1	21	6.58	26	23	19
2269 Queen Sleeper	2109						2269N	79	2	20 x 20	49		49	169	489			10	201	72.42	89	38	37

1st Pattern Options

Amador Mocha, Saddle
Amity Dusty
Bueterra Sterling
Cowabunga Palomino
Deer Valley Canyon
Eaglet Ceramic, Mushroom
El Toro Barnwood, Cement
Encinitas Ruby, Stone

Fairbanks Evergreen
Marshal Coffee, Midnight
Northwest Mink, Paloma
Olens Cabin Stone
Ottawa Sand
Pinto Tobacco
Ridgetop Stone
Texas Canyon

Thunderbird Dune
Tribeca Graphite

2nd Pattern Options

Amador Mocha, Saddle
Amity Dusty
Eaglet Ceramic, Mushroom
El Toro BarnWood, Cement
Marshal Coffee, Midnight
Northwest Mink, Paloma
Pinto Tobacco

FEATURES

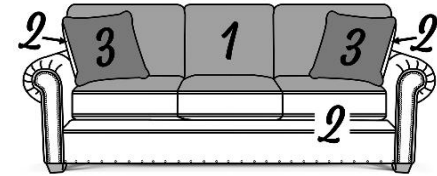
Toss Pillow Types Available:

Backs:

Seats:

Legs:

No fabric restrictions on pattern #3; leather and vinyl pillow option not available
Sinuous Wire Support, Semi-Attached, Poly Fiber Fill with Zipper Access
Sinuous Wire Support, Block Foam with Poly Fiber Wrap, Ventilated, Reversible*
*Ottoman has attached seat cushion
2.5", Pyramid Screw-In Plastic



2260/2260N Series - Jaden

2300 Series - Arlie

Type 1, 6, 11 & 14 Fabric

Style Number and Description	C					ADD	Style #	ADD	Non-Wetted		CK ADD	FK ADD	DP ADD	VISCO ADD	AIR ADD	PWR ADD	BP ADD	SU	LBS	C	Overall Dimensions		
	D	E	F	G	#				SIZE	W"											D"	H"	
2305 Sofa	1269	1289	1319	1349	1369	29			2	20 x 20	49	79	49					8	120	61.84	76	37	38
2306 Loveseat	1239	1259	1279	1309	1329	29			2	20 x 20	39	49	49					6	87	43.94	54	37	38

FEATURES


Toss Pillow Types Available:

Backs:

Seats:

Legs:

No fabric restrictions on pillows; leather and vinyl pillows not available
Sinuous Wire Support, Semi-Attached, Block Foam with Poly Fiber Wrap
Sinuous Wire Support, Block Foam with Poly Fiber Wrap, Ventilated, Reversible
2.5" x 1.62" x 6", Screw-In Wood



2300 Series - Arlie

We do our best to provide the most accurate information.
However, as with all handcrafted products, dimensions,
weights, & cubes are approximate.

STATIONARY
April 2, 2026

East

2400 Series - Malibu

Type 1, 6*, 11 & 14 Fabric; Chair & Ottos also 22

*Type 6 is NOT available on the -59P/-60P

Style Number and Description	For Each Add'l Grade Above G					ADD	Style #	ADD	Weltd		CK ADD	FK ADD	DP ADD	VISCO ADD	AIR ADD	PWR ADD	BP ADD	SU	LBS	C	Overall Dimensions		
	C	D	E	F	G				#	SIZE											W"	D"	H"
2404 Chair	759	769	789	799	809	19				29	39							5	62	34.04	43	38	38
2405 Sofa	1319	1339	1369	1399	1419	29			2	20 x 20	49	79	49					9	148	68.88	87	38	38
2406 Loveseat	1289	1309	1329	1359	1379	29			2	20 x 20	39	49	49					7	92	51.46	65	38	38
2407R Ottoman	449	449	459	469	479	9												1	23	6.47	27	23	18
2400-15 Apartment Sofa	1289	1309	1339	1359	1389	29			2	20 x 20	49	79	49					9	121	62.54	79	38	38
2409 Queen Sleeper	1839	1859	1879	1909	1929	29			2	20 x 20	49		49	169	489			9	202	68.88	87	38	38
2400-05 RAF Chaise Lounge	889	899	919	939	949	19			1	20 x 20	29	39	29					7	88	48.49	35	63	38
2400-06 LAF Chaise Lounge	889	899	919	939	949	19			1	20 x 20	29	39	29					7	88	48.49	35	63	38
2400-20 Super Wedge	889	899	919	939	959	19			1	20 x 20	29	39	29					7	75	53.04	67	38	38
2400-22 90* Corner Wedge	749	759	779	799	819	19			1	20 x 20	29	39	29					4	62	31.75	38	38	38
2400-23 RAF Sofa	1059	1079	1109	1129	1159	29			1	20 x 20	49	79	29					8	108	61.00	73	38	38
2400-24 LAF Sofa	1059	1079	1109	1129	1159	29			1	20 x 20	49	79	29					8	108	61.00	73	38	38
2400-27 RAF Loveseat	959	979	1009	1029	1059	29			1	20 x 20	39	49	29					7	85	47.63	57	38	38
2400-28 LAF Loveseat	959	979	1009	1029	1059	29			1	20 x 20	39	49	29					7	85	47.63	57	38	38
2400-39 Armless Chair	529	539	559	579	589	19					29	39						3	43	20.06	24	38	38
2400-40 Armless Sofa	929	939	959	969	989	19					49	79						7	97	51.81	62	38	38
2400-41 Armless Full Sleeper	1329	1349	1369	1389	1409	19					49			169	489			7	161	51.81	62	38	38
2400-43 Armless Loveseat	759	779	809	829	859	29					39	49						5	75	38.44	46	38	38
2400-50 LAF Full Sofa Sleeper	1449	1469	1499	1519	1549	29			1	20 x 20	49		29	169	489			8	172	61.00	73	38	38
2400-51 RAF Full Sofa Sleeper	1449	1469	1499	1519	1549	29			1	20 x 20	49		29	169	489			8	172	61.00	73	38	38
240059P RAF Recl Loveseat w/Power	1469	1489	1509	1539	1559	29			1	20 x 20	39	49	29			INCL	189	7	129	48.47	57	38	38
240060P LAF Recl Loveseat w/Power	1469	1489	1509	1539	1559	29			1	20 x 20	39	49	29			INCL	189	7	129	48.47	57	38	38
2400-63 RAF Corner Sofa	1359	1389	1419	1449	1479	29			2	20 x 20	49	79	49					11	140	77.72	93	38	38
2400-64 LAF Corner Sofa	1359	1389	1419	1449	1479	29			2	20 x 20	49	79	49					11	140	77.72	93	38	38
2400-81 Storage Ottoman	619	629	639	649	659	9												2	55	10.00	40	24	18
2400-94 LAF Cuddler	1119	1139	1159	1189	1209	29			1	20 x 20	29	39	29					11	91	77.39	69	51	38
2400-95 RAF Cuddler	1119	1139	1159	1189	1209	29			1	20 x 20	29	39	29					11	91	77.39	69	51	38
240081X Large Storage Ottoman	809	809	819	829	839	9												2	90	14.20	47	29	18

FEATURES

Toss Pillow Types Available:

No fabric restrictions on pillows; leather and vinyl pillows not available

Backs:

Sinuous Wire Support, Semi-Attached, Poly Fiber Fill with Zipper Access

Seats:

Sinuous Wire Support, Block Foam with Poly Fiber Wrap, Ventilated, Reversible*

*Ottomans have attached seat cushions, -05/-06, 59P/60P & -94/-95 not reversible

Legs:

2.25", Screw-In Plastic, Ottomans: Black Casters

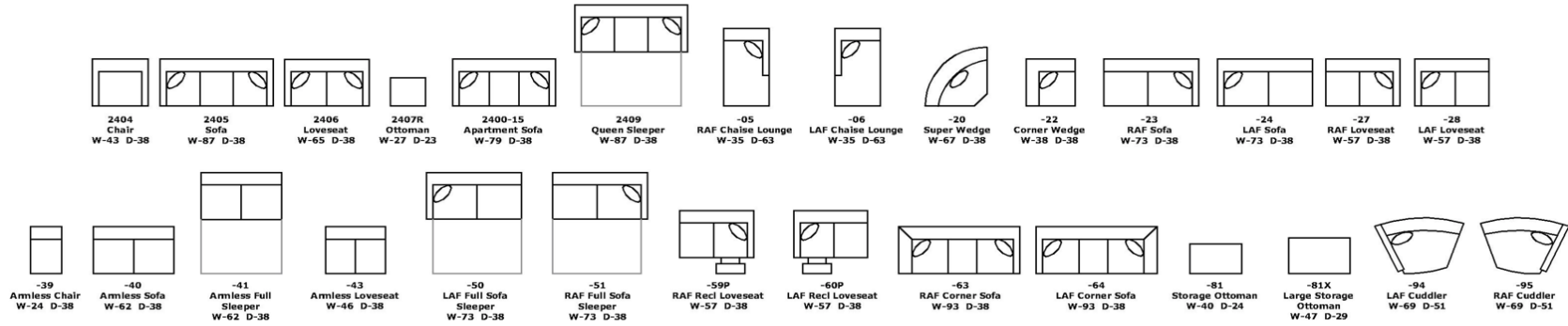


2400 Series - Malibu

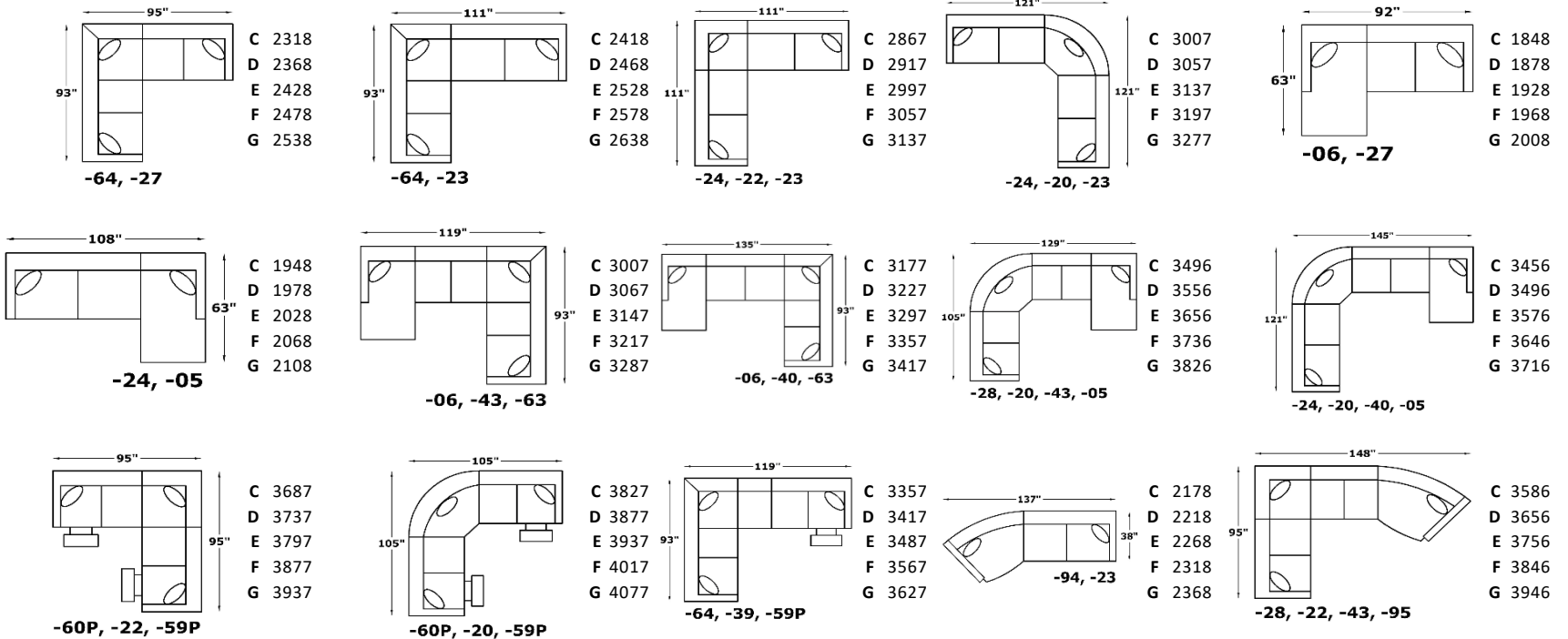
We do our best to provide the most accurate information.
 However, as with all handcrafted products, dimensions,
 weights, & cubes are approximate.

STATIONARY
 April 2, 2026

Components



Popular Configurations



2400 Series - Malibu

We do our best to provide the most accurate information.
 However, as with all handcrafted products, dimensions,
 weights, & cubes are approximate.

STATIONARY
April 2, 2026

East

2630 Series - Charlie

Type 1, 6, 11 & 14 Fabric; Chair & Otto also 22

Style Number and Description	C	D	E	F	G	ADD	Style #	ADD	Weltd		CK		FK		DP		VISCO		AIR		PWR		BP		SU	LBS	C	Overall Dimensions		
									#	SIZE	ADD	ADD	ADD	ADD	ADD	ADD	ADD	ADD	ADD	ADD	ADD	ADD	ADD	W"				D"	H"	
2634 Chair	839	849	859	879	889	19					29	39												4	78	32.55	40	37	38	
2635 Sofa	1399	1419	1439	1469	1489	29			4	20 x 20	49	79	99											9	134	66.72	82	37	38	
2636 Loveseat	1359	1379	1409	1429	1459	29			2	20 x 20	39	49	49											7	120	48.82	60	37	38	
2637 Ottoman	339	349	359	369	379	9																	1	19	6.11	27	23	17		
2639 Queen Sleeper	1859	1879	1909	1929	1959	29			4	20 x 20	49		99	169	489									9	203	66.72	82	37	38	
2630-05 RAF Chaise Lounge	979	989	1009	1029	1039	19			2	20 x 20	29	39	49											6	79	42.22	32	60	38	
2630-06 LAF Chaise Lounge	979	989	1009	1029	1039	19			2	20 x 20	29	39	49											6	79	42.22	32	60	38	
2630-27 RAF Loveseat	1069	1089	1119	1139	1169	29			2	20 x 20	39	49	49											6	85	43.94	54	37	38	
2630-28 LAF Loveseat	1069	1089	1119	1139	1169	29			2	20 x 20	39	49	49											6	85	43.94	54	37	38	
2630-39 Armless Chair	549	559	579	599	609	19					29	39												3	46	18.71	23	37	38	
2630-43 Armless Loveseat	839	859	889	909	939	29					39	49												5	71	37.43	46	37	38	
2630-63 RAF Corner Sofa	1569	1589	1619	1649	1669	29			2	20 x 20	49	79	49											10	136	74.86	92	37	38	
2630-64 LAF Corner Sofa	1569	1589	1619	1649	1669	29			2	20 x 20	49	79	49											10	136	74.86	92	37	38	

FEATURES


Toss Pillow Types Available:

Backs:

Seats:

Legs:

No fabric restrictions on pillows; leather and vinyl pillows not available
 Sinuous Wire Support, Loose, Poly Fiber Fill in a Channel Bag with Zipper Access
 Sinuous Wire Support, Block Foam with Poly Fiber Wrap, Ventilated, Reversible*
 *Ottoman has attached seat cushion, -05/-06 not reversible
 4" x 4" x 2.5", Screw-In Plastic

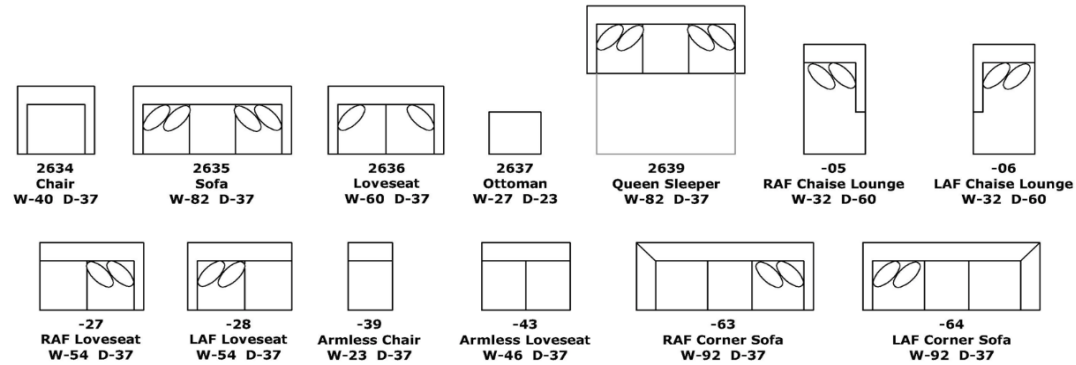


2630 Series - Charlie

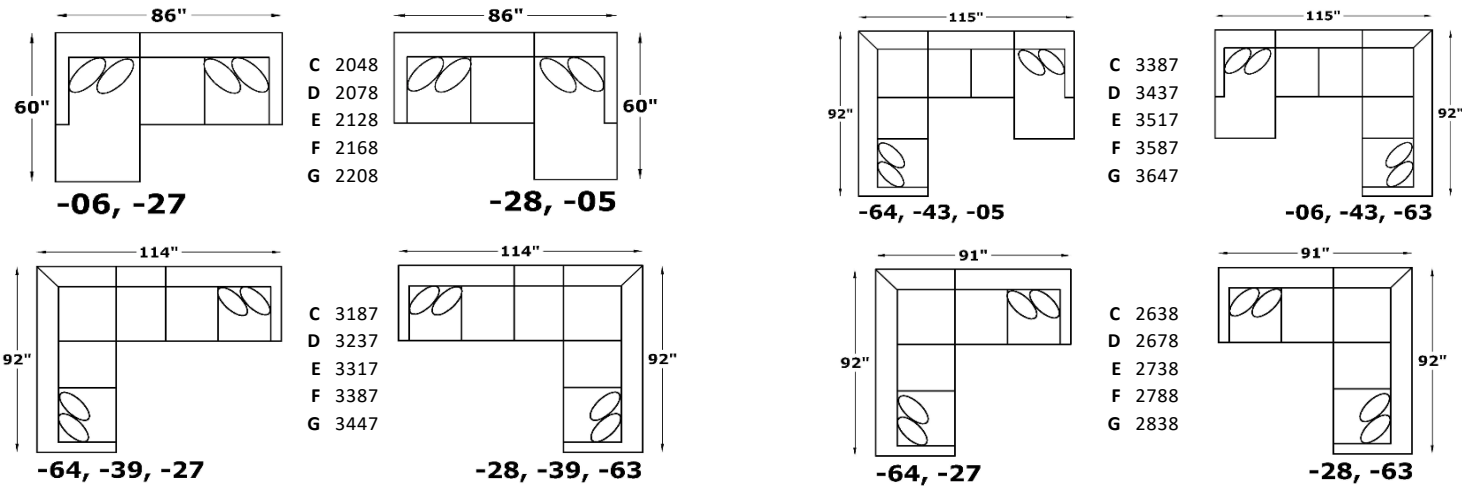
We do our best to provide the most accurate information.
 However, as with all handcrafted products, dimensions,
 weights, & cubes are approximate.

STATIONARY
April 2, 2026

Components



Popular Configurations



2630 Series - Charlie

We do our best to provide the most accurate information.
However, as with all handcrafted products, dimensions,
weights, & cubes are approximate.

East

STATIONARY
April 2, 2026

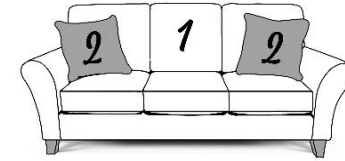
3B00 Series - Paxton

Type 1, 6, 11 & 14 Fabric

Style Number and Description	C	D	E	F	G	ADD	Style #	ADD	Weltd		CK ADD	FK ADD	DP ADD	VISCO ADD	AIR ADD	PWR ADD	BP ADD	SU	LBS	C	Overall Dimensions		
									#	SIZE											W"	D"	H"
3B05 Sofa	1339	1359	1379	1409	1429	29			2	20 x 20	49	79	49					9	125	68.61	80	39	38
3B06 Loveseat	1299	1319	1349	1369	1399	29			2	20 x 20	39	49	49					7	101	51.46	60	39	38

FEATURES

Toss Pillow Types Available: No fabric restrictions on pillows; leather and vinyl pillows not available
Backs: Sinuous Wire Support, Semi-Attached, Poly Fiber Fill with Zipper Access
Seats: Sinuous Wire Support, Block Foam with Poly Fiber Wrap, Ventilated, Reversible
Legs: 3" x 2" x 5, Screw-In Wood



3B00 Series - Paxton


3K00 Series - Kylie

Type 1, 6, 11 & 14 Fabric

Style Number and Description	C	D	E	F	G	ADD	Style #	ADD	Non-Weltd		CK ADD	FK ADD	DP ADD	VISCO ADD	AIR ADD	PWR ADD	BP ADD	SU	LBS	C	Overall Dimensions		
									#	SIZE											W"	D"	H"
3K00-22 Wedge Seat	809	819	839	849	869	19			2	20 x 20	29	39	49					4	64	31.75	38	38	38
3K00-27 RAF Loveseat	1009	1029	1059	1079	1109	29			2	20 x 20	39	49	49					7	87	47.63	57	38	38
3K00-28 LAF Loveseat	1009	1029	1059	1079	1109	29			2	20 x 20	39	49	49					7	87	47.63	57	38	38
3K00-39 Armless Chair	549	559	579	589	609	19					29	39						3	41	21.73	26	38	38
3K00-63 RAF Corner Sofa	1529	1549	1569	1599	1619	29			4	20 x 20	49	79	99					11	140	77.72	93	38	38
3K00-64 LAF Corner Sofa	1529	1549	1569	1599	1619	29			4	20 x 20	49	79	99					11	140	77.72	93	38	38

FEATURES

Toss Pillow Types Available: No fabric restrictions on pillows; leather and vinyl pillows not available
Backs: Sinuous Wire Support, Semi-attached, Poly Fiber Fill in a Channel Bag, Zipper Access
Seats: Sinuous Wire Support, Block Foam with Poly Fiber Wrap, Ventilated, Reversible
Legs: 1.5" x 2.43" x 6", Screw-In Wood

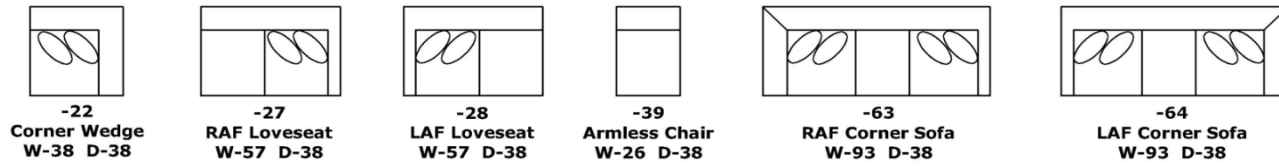


3K00 Series - Kylie

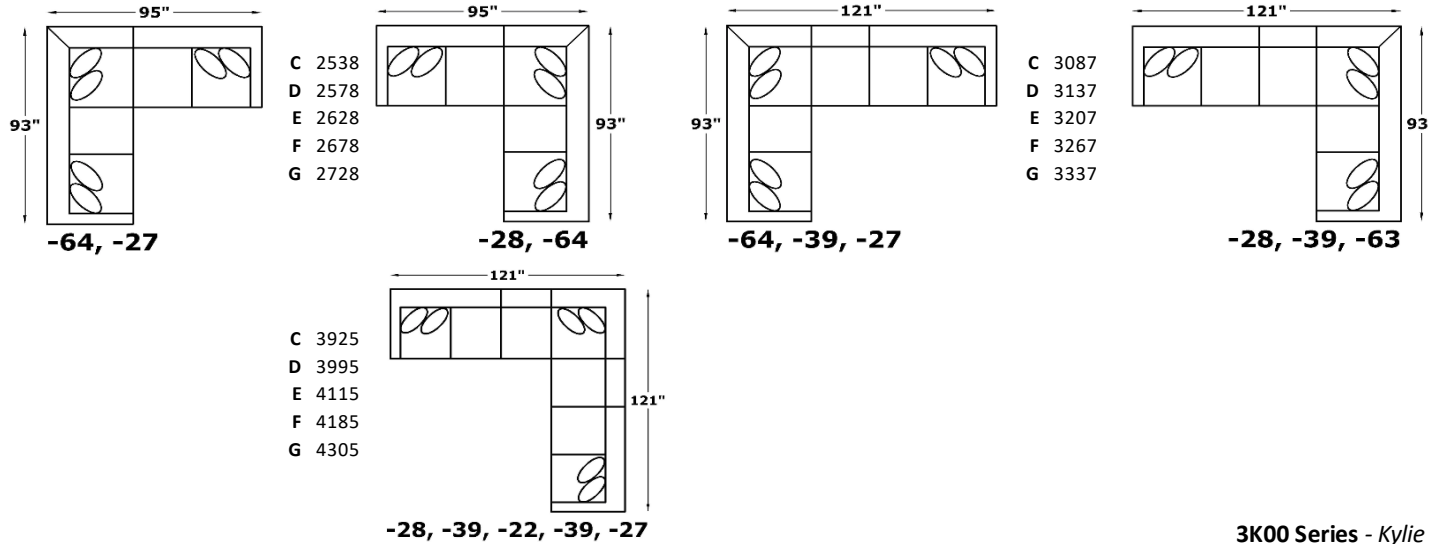
We do our best to provide the most accurate information.
 However, as with all handcrafted products, dimensions,
 weights, & cubes are approximate.

STATIONARY
 April 2, 2026

Components



Popular Configurations



3K00 Series - Kylie

We do our best to provide the most accurate information.
 However, as with all handcrafted products, dimensions,
 weights, & cubes are approximate.

East

STATIONARY
April 2, 2026

3M00 Series - Maya

Type 1, 6, 11 & 14 Fabric; Chair & Otto also 22

Style Number and Description	C	D	E	F	G	ADD	Style #	ADD	Welted		CK	FK	DP	VISCO	AIR	PWR	BP	SU	LBS	C	Overall Dimensions		
									#	SIZE											W"	D"	H"
3M04 Chair	939	949	969	979	999	19						39						5	77	34.33	39	39	39
3M05 Sofa	1589	1609	1639	1659	1689	29			4	20 x 20		79	129					11	141	80.10	91	39	39
3M06 Loveseat	1549	1569	1599	1629	1649	29			1	14 x 22								8	108	57.21	65	39	39
3M07 Ottoman	349	359	369	379	389	9			2	20 x 20		49	49					1	29	7.70	29	27	17

FEATURES

Toss Pillow Types Available:

No fabric restrictions on pillows; leather and vinyl pillows not available

Backs:

Webbing Support, Loose, Poly Fiber Fill in a Channel Bag with Zipper Access


Seats:

Sinuous Wire Support, Block Foam with Poly Fiber Wrap, Ventilated, Reversible*

*Ottoman has attached seat cushion

Legs:

5" x 3" x 1.88", Tapered Screw-In Wood



3M00 Series - Maya

We do our best to provide the most accurate information.
However, as with all handcrafted products, dimensions,
weights, & cubes are approximate.

East

STATIONARY
April 2, 2026

3N00 Series - Nola

Type 1, 6*, 11 & 14 Fabric; Chair & Otto also 22

*Type 6 is NOT available on the -59P/-60P

Style Number and Description	C	D	E	F	G	ADD	Style #	ADD	Weltd		CK	FK	DP	VISCO	AIR	PWR	BP	SU	LBS	C	Overall Dimensions			
									#	SIZE											ADD	ADD	W"	D"
3N04 Chair	879	889	899	919	929	19					29	39						4	70	31.73	37	38	39	
3N05 Sofa	1529	1549	1569	1599	1619	29			4	20 x 20	49	79	99					11	146	76.33	89	38	39	
3N06 Loveseat	1489	1509	1539	1559	1589	29			2	20 x 20	39	49	49					8	103	54.03	63	38	39	
3N07 Ottoman	389	389	409	419	429	9												1		6.47	27	23	18	
3N00-15 Apartment Sofa	1359	1379	1399	1429	1449	29			2	20 x 20	49	79	49					10		67.75	79	38	39	
3N09 Queen Sleeper	1949	1969	1999	2019	2049	29			4	20 x 20	49		99	169	489			11		76.33	89	38	39	
3N00-05 RAF Chaise Lounge	1059	1069	1089	1099	1119	19			2	20 x 20	29	39	49					7		47.67	32	66	39	
3N00-06 LAF Chaise Lounge	1059	1069	1089	1099	1119	19			2	20 x 20	29	39	49					7		47.67	32	66	39	
3N00-20 Super Wedge	1109	1119	1129	1149	1159	19			2	20 x 20	29	39	49					8		58.97	67	39	39	
3N00-22 90* Corner Wedge	949	959	979	999	1009	19			2	20 x 20	29	39	49					5	77	32.59	38	38	39	
3N00-23 RAF Sofa	1429	1449	1479	1509	1529	29			2	20 x 20	49	79	49					10		70.33	82	38	39	
3N00-24 LAF Sofa	1429	1449	1479	1509	1529	29			2	20 x 20	49	79	49					10		70.33	82	38	39	
3N00-27 RAF Loveseat	1139	1159	1179	1209	1229	29			2	20 x 20	39	49	49					7	97	48.89	57	38	39	
3N00-28 LAF Loveseat	1139	1159	1179	1209	1229	29			2	20 x 20	39	49	49					7	97	48.89	57	38	39	
3N00-39 Armless Chair	619	629	639	659	669	19					29	39						4	54	22.30	26	38	39	
3N00-40 Armless Sofa	1029	1049	1079	1109	1129	29					49	79						8		54.03	63	38	39	
3N00-41 Armless Full Sleeper	1509	1529	1559	1579	1609	29					49			169	489			8		54.03	63	38	39	
3N00-43 Armless Loveseat	919	939	959	989	1009	29					39	49						6	85	44.60	52	38	39	
3N00-50 LAF Full Sleeper	1709	1729	1749	1779	1799	29			2	20 x 20	49		49	169	489			8		58.32	68	38	39	
3N00-51 RAF Full Sleeper	1709	1729	1749	1779	1799	29			2	20 x 20	49		49	169	489			8		58.32	68	38	39	
3N0059P RAF Recl Loveseat w/Power	1779	1799	1829	1859	1879	29			2	20 x 20	39	49	49				INCL	189	7		48.89	57	38	39
3N0060P LAF Recl Loveseat w/Power	1779	1799	1829	1859	1879	29			2	20 x 20	39	49	49				INCL	189	7		48.89	57	38	39
3N00-63 RAF Corner Sofa	1759	1779	1799	1829	1849	29			4	20 x 20	49	79	99					12	151	81.48	95	38	39	
3N00-64 LAF Corner Sofa	1759	1779	1799	1829	1849	29			4	20 x 20	49	79	99					12	151	81.48	95	38	39	
3N00-94 LAF Cuddler	1269	1289	1309	1339	1359	29			2	20 x 20	29	39	49					9	107	62.59	59	47	39	
3N00-95 RAF Cuddler	1269	1289	1309	1339	1359	29			2	20 x 20	29	39	49					9	107	62.59	59	47	39	

FEATURES

Toss Pillow Types Available:

No fabric restrictions on pillows; leather and vinyl pillows not available

Backs:

Sinuous Wire Support, Semi-Attached, Block Foam with Poly Fiber Wrap with Zipper Access

Seats:

Sinuous Wire Support, Block Foam with Poly Fiber Wrap, Ventilated, Reversible*

*Ottoman has attached seat cushion, -05/-06, 59P/60P & -94/-95 not reversible

Legs:

4" x 3.63" x 2.75", Tapered Screw-In Wood



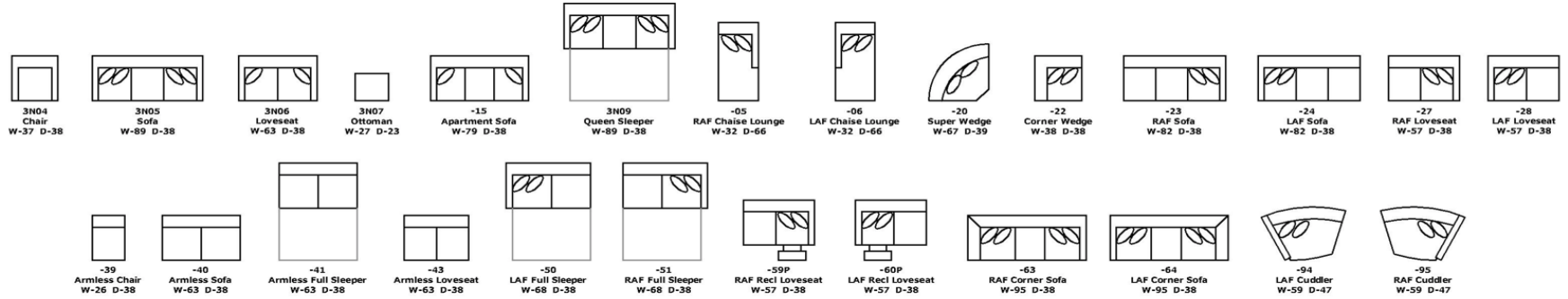
3N00 Series - Nola

We do our best to provide the most accurate information.
 However, as with all handcrafted products, dimensions,
 weights, & cubes are approximate.

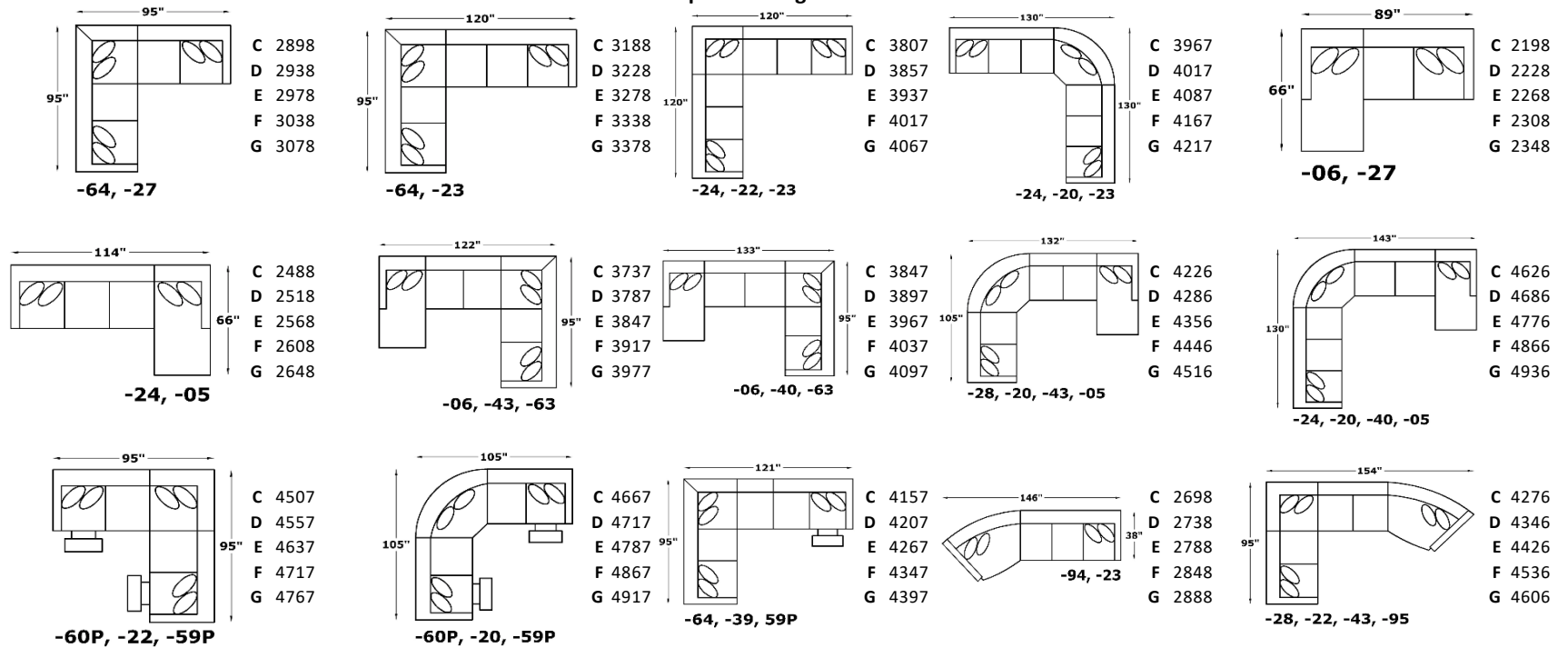
East

STATIONARY
 April 2, 2026

Components



Popular Configurations



3N00 Series - Nola

We do our best to provide the most accurate information.
 However, as with all handcrafted products, dimensions,
 weights, & cubes are approximate.

East

STATIONARY
 April 2, 2026


3200 Series - Brynn

Type 1, 6, 11 & 14 Fabric; Chair & Otto also 22

Style Number and Description	C	D	E	F	G	ADD	Style #	ADD	Toss Pillow Count		Coil Cushions		DP	VISCO	AIR	PWR	BP	SU	LBS	C	Overall Dimensions		
									#	SIZE	CK	FK									ADD	ADD	ADD
3200-04 Chair & 1/2	1019	1029	1049	1059	1079	19			1	20 x 20	29	39	29					6	93	40.25	47	40	37
3205 Sofa	1509	1529	1559	1579	1609	29			4	20 x 20	49	79	99					11	158	77.94	91	40	37
3206 Loveseat	1469	1489	1519	1549	1569	29			2	20 x 20	39	49	49					8		56.53	66	40	37
3200-10 Large Ottoman	449	459	469	479	489	9												2		9.24	35	24	19
3200-05 RAF Chaise Lounge	1079	1089	1109	1129	1139	19			2	20 x 20	29	39	49					7		48.05	33	68	37
3200-06 LAF Chaise Lounge	1079	1089	1109	1129	1139	19			2	20 x 20	29	39	49					7		48.05	33	68	37
3200-20 Super Wedge	1129	1139	1159	1179	1189	19			2	20 x 20	29	39	49					9		62.05	69	42	37
3200-23 RAF Sofa	1429	1449	1479	1509	1529	29			2	20 x 20	49	79	49					10	132	71.94	84	40	37
3200-24 LAF Sofa	1429	1449	1479	1509	1529	29			2	20 x 20	49	79	49					10	132	71.94	84	40	37
3200-27 RAF Loveseat	1139	1159	1179	1209	1229	29			2	20 x 20	39	49	49					7		50.53	59	40	37
3200-28 LAF Loveseat	1139	1159	1179	1209	1229	29			2	20 x 20	39	49	49					7		50.53	59	40	37
3200-39 Armless Chair	589	599	619	629	649	19					29	39						4		22.27	26	40	37
3200-43 Armless Loveseat	919	939	959	989	1009	29					39	49						6		43.68	51	40	37
3200-63 RAF Corner Sofa	1729	1749	1779	1799	1829	29			4	20 x 20	49	79	99					12	163	83.08	97	40	37
3200-64 LAF Corner Sofa	1729	1749	1779	1799	1829	29			4	20 x 20	49	79	99					12	163	83.08	97	40	37

FEATURES

- Toss Pillow Types Available:** No fabric restrictions on pillows; leather and vinyl pillows not available
- Backs:** Sinuous Wire Support, Semi-Attached, Block Foam with Poly Fiber Wrap with Zipper Access
- Seats:** Sinuous Wire Support, Block Foam with Poly Fiber Wrap, Ventilated, Reversible*
 *Ottoman has attached seat cushion, -05/-06 not reversible
- Legs:** 4" x 3.5" x 1.5", Tapered Screw-In Wood

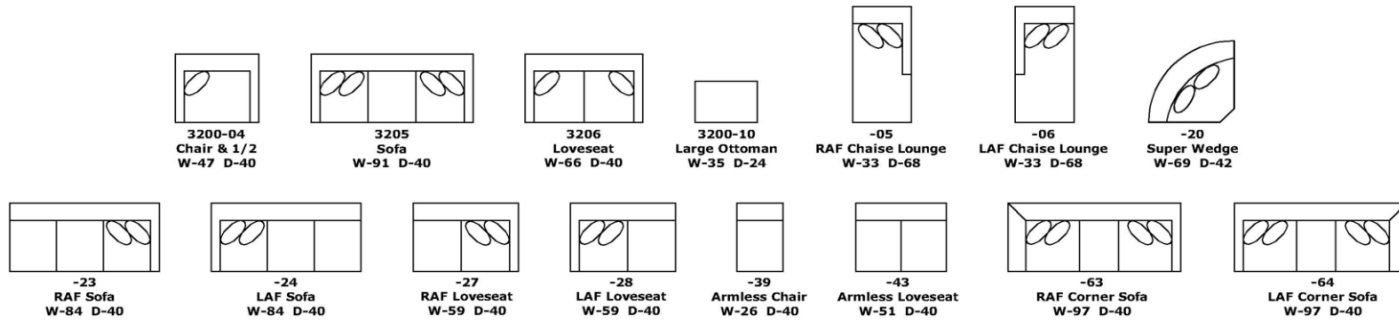


3200 Series - Brynn

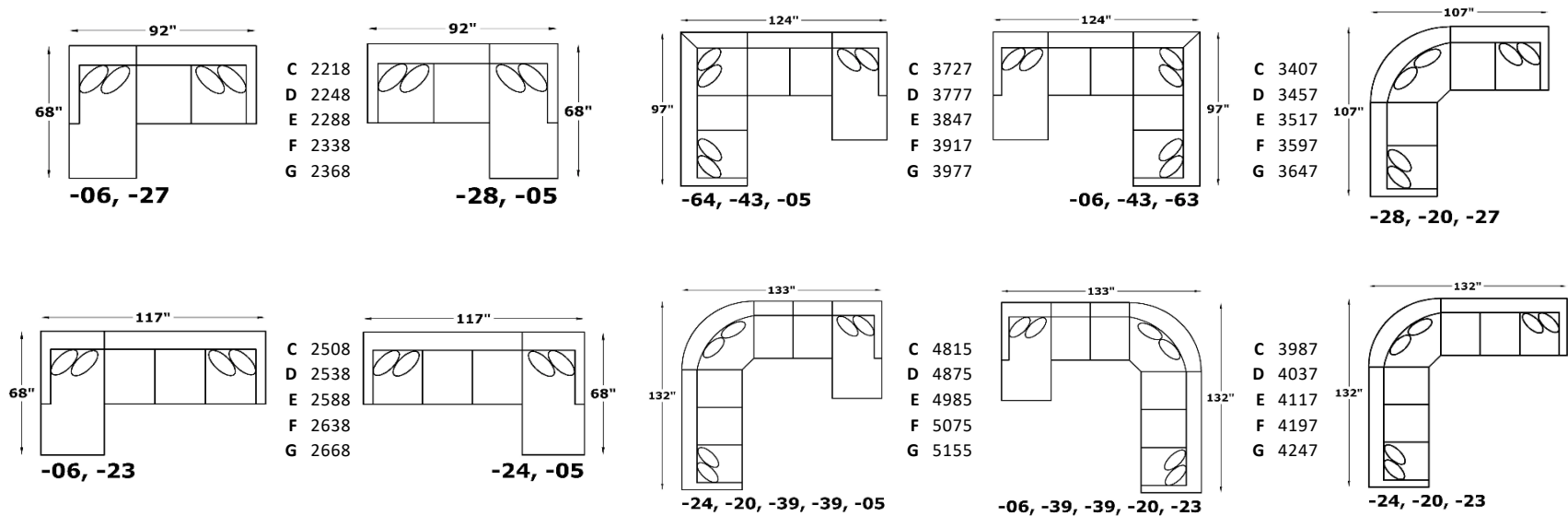
We do our best to provide the most accurate information.
 However, as with all handcrafted products, dimensions,
 weights, & cubes are approximate.

STATIONARY
April 2, 2026

Components



Popular Configurations



3200 Series - Brynn

We do our best to provide the most accurate information.
 However, as with all handcrafted products, dimensions,
 weights, & cubes are approximate.

East

STATIONARY
April 2, 2026

3300 Series - Anderson

Type 1, 6, 11, & 14 Fabric; Chair & Otto also 22

Style Number and Description	C	D	E	F	G	ADD	For Each Add'l Grade Above G		Welted #	SIZE	CK ADD	FK ADD	DP ADD	VISCO ADD	AIR ADD	PWR ADD	BP ADD	SU	LBS	C	Overall Dimensions		
							Nailhead Option	ADD													W" D" H"	W"	D"
3300-04 Chair & 1/2	1049	1059	1079	1089	1109	19			1	22 x 22	29	39	29					6	96	44.64	46	43	39
3305 Sofa	1569	1589	1619	1649	1669	29			2	22 x 22	49	79	99					12	147	85.40	88	43	39
3306 Loveseat	1539	1559	1579	1609	1629	29			2	22 x 22	39	49	49					9	117	62.11	64	43	39
3300-10 Large Ottoman	449	459	469	479	489	9												1	30	8.97	38	24	17
3300-69 Swivel Chair	1239	1249	1259	1279	1289	19			1	22 x 22	29	39	29					6	130	44.64	46	43	39
3300-05 RAF Chaise Lounge	1199	1209	1229	1249	1259	19			1	22 x 22	29	39	49					6	96	46.94	32	65	39
3300-06 LAF Chaise Lounge	1199	1209	1229	1249	1259	19			1	22 x 22	29	39	49					6	96	46.94	32	65	39
3300-22 90* Corner Wedge	969	979	999	1009	1029	19			1	22 x 22	29	39	49					6	81	41.73	43	43	39
3300-27 RAF Loveseat	1199	1219	1249	1269	1299	29			1	22 x 22	39	49	49					8	99	55.32	57	43	39
3300-28 LAF Loveseat	1199	1219	1249	1269	1299	29			1	22 x 22	39	49	49					8	99	55.32	57	43	39
3300-39 Armless Chair	609	619	639	659	669	19					29	39						3		24.26	25	43	39
3300-43 Armless Loveseat	959	979	999	1029	1049	29					39	49						7	81	47.55	49	43	39
3300-63 RAF Corner Sofa	1879	1899	1929	1949	1979	29			2	22 x 22	49	79	99					13	163	95.11	98	43	39
3300-64 LAF Corner Sofa	1879	1899	1929	1949	1979	29			2	22 x 22	49	79	99					13	163	95.11	98	43	39

FEATURES

Toss Pillow Types Available:

Backs:

Seats:

Legs:

No fabric restrictions on pillows; leather and vinyl pillows not available
 Webbing Support, Loose, Poly Fiber Fill in a Channel Bag with Zipper Access
 Sinuous Wire Support, Block Foam with Poly Fiber Wrap, Ventilated, Reversible*
 *Ottomans have attached seat cushions, -05/-06 not reversible
 1.5", Screw-In Plastic

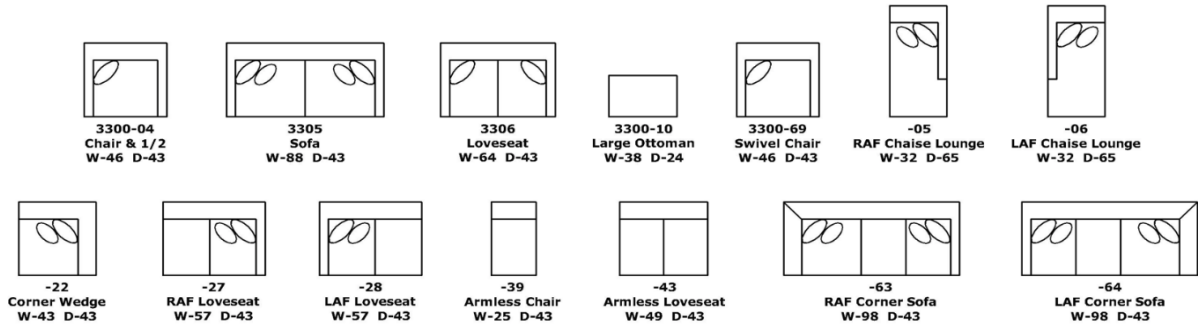


3300 Series - Anderson

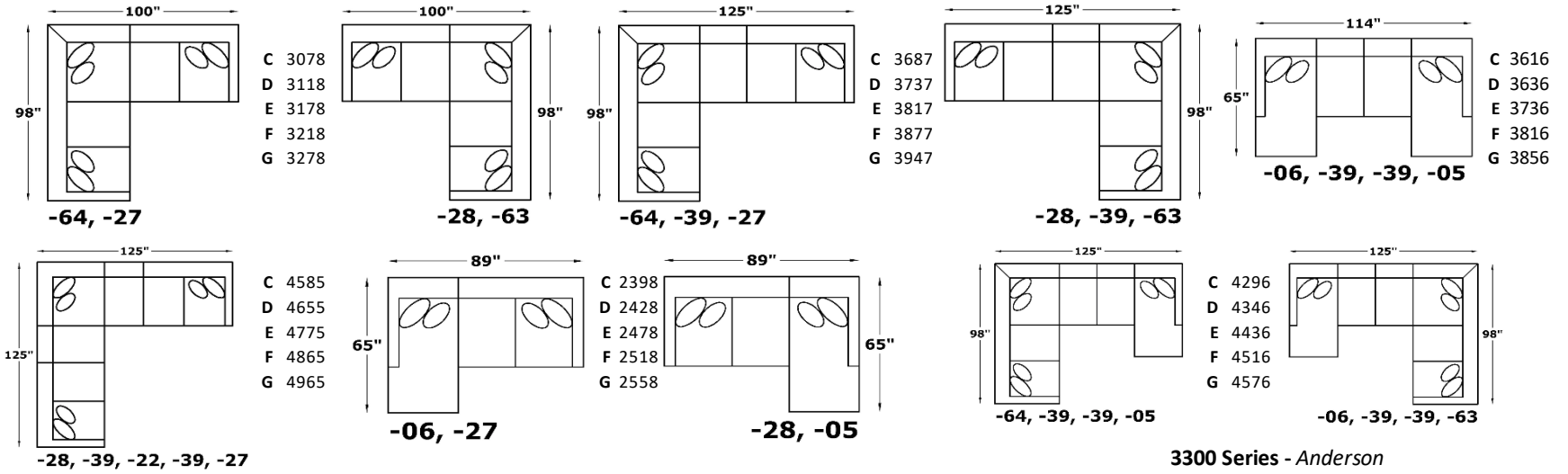
We do our best to provide the most accurate information.
 However, as with all handcrafted products, dimensions,
 weights, & cubes are approximate.

STATIONARY
 April 2, 2026

Components



Popular Configurations



3300 Series - Anderson

We do our best to provide the most accurate information.
 However, as with all handcrafted products, dimensions,
 weights, & cubes are approximate.

STATIONARY
April 2, 2026

East

4C00 Series - Jay

Type 1, 6, 11 & 14 Fabric; Chair & Otto also 22

Style Number and Description	C	D	E	F	G	ADD	Style #	ADD	Wetted #	SIZE	CK ADD	FK ADD	DP ADD	VISCO ADD	AIR ADD	PWR ADD	BP ADD	SU	LBS	C	Overall Dimensions			
																					W"	D"	H"	
4C04 Chair	899	909	929	939	959	19					29	39							5	81	33.45	39	38	39
4C05 Sofa	1409	1429	1459	1479	1509	29			2	20 x 20	49	79	49						10	141	74.61	87	38	39
4C06 Loveseat	1369	1389	1419	1439	1469	29			2	20 x 20	39	49	49						7	110	54.03	63	38	39
4C07 Ottoman	399	409	419	429	439	9													1	24	8.39	30	23	21
4C09 Queen Sleeper	1849	1869	1899	1919	1949	29			2	20 x 20	49		49	169	489				10	204	74.61	87	38	39

FEATURES

- Toss Pillow Types Available:** No fabric restrictions on pillows; leather and vinyl pillows not available
- Backs:** Webbing Support, Semi-Attached, Poly Fiber Fill in a Channel Bag with Zipper Access
- Seats:** Sinuous Wire Support, Block Foam with Poly Fiber Wrap, Ventilated, Reversible*
 *Ottoman has attached seat cushion
- Legs:** 2.5" x 4" x 3", Pyramid Screw-In Plastic



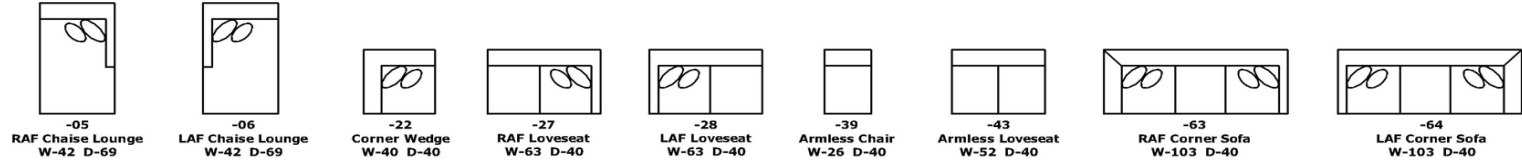
4C00 Series - Jay

We do our best to provide the most accurate information.
 However, as with all handcrafted products, dimensions,
 weights, & cubes are approximate.

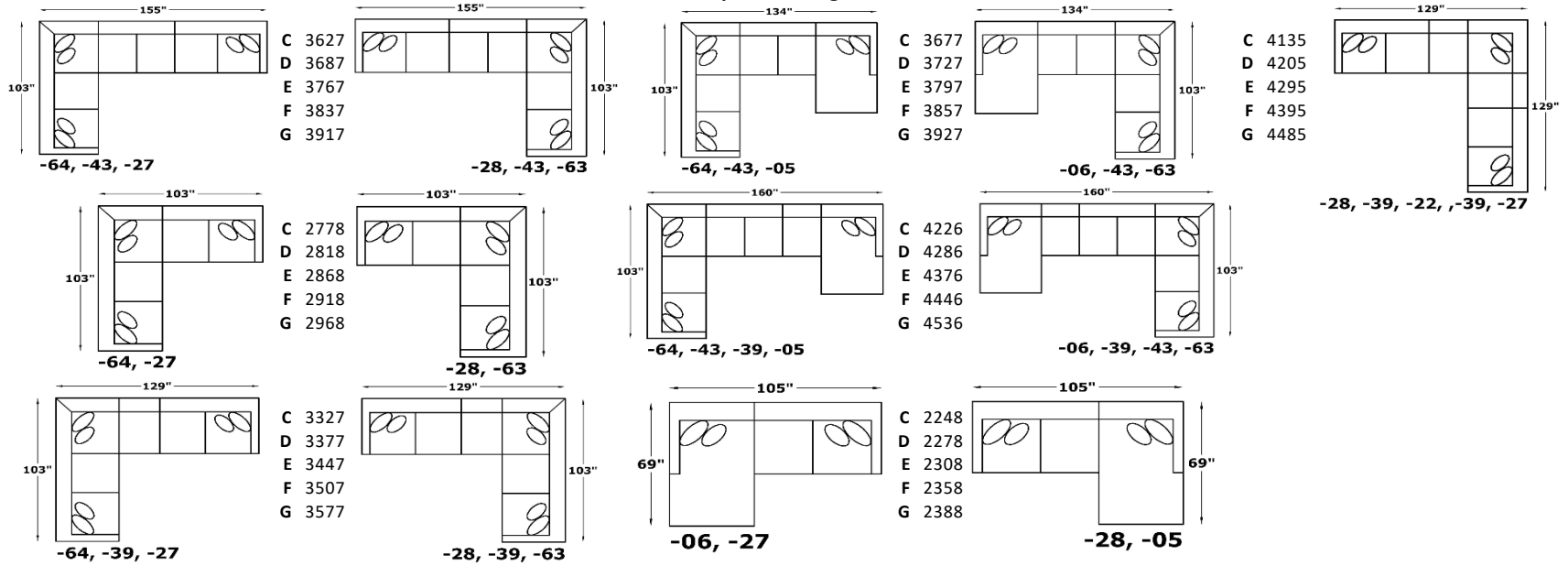
STATIONARY
 April 2, 2026

East

Components



Popular Configurations



4D00 Series - Darcy

We do our best to provide the most accurate information.
 However, as with all handcrafted products, dimensions,
 weights, & cubes are approximate.

STATIONARY
April 2, 2026

East

4R00 Series - Rouse

Type 1, 2, 6, 11 & 14 Fabric; Chair & Otto also 22

Style Number and Description	C	D	E	F	G	ADD	Style #	ADD	Weltd		CK	FK	DP	VISCO	AIR	PWR	BP	SU	LBS	C	Overall Dimensions		
									#	SIZE											ADD	ADD	ADD
4R04 Chair	999	1009	1029	1049	1059	19			1	22 x 22	29	39	29					6	97	44.35	49	40	40
4R05 Sofa	1659	1679	1699	1729	1749	29			2	25 x 25	49	79	49					12	165	82.75	91	40	40
4R06 Loveseat	1619	1639	1669	1689	1719	29			2	25 x 25	39	49	49					8	130	61.26	67	40	40
4R07 Ottoman	529	539	549	559	569	9												1	27	8.74	38	24	17
4R00-05 RAF Chaise Lounge	1199	1209	1229	1239	1259	19			1	25 x 25	29	39	29					9	115	62.96	40	68	40
4R00-06 LAF Chaise Lounge	1199	1209	1229	1239	1259	19			1	25 x 25	29	39	29					9	115	62.96	40	68	40
4R00-22 90* Corner Wedge	919	919	929	939	949	9			1	25 x 25	29	39	29					5	79	37.04	40	40	40
4R00-27 RAF Loveseat	1179	1189	1209	1219	1239	19			1	25 x 25	39	49	29					8	102	56.48	61	40	40
4R00-28 LAF Loveseat	1179	1189	1209	1219	1239	19			1	25 x 25	39	49	29					8	102	56.48	61	40	40
4R00-39 Armless Chair	579	589	599	609	619	9					29	39						3	49	25.00	27	40	40
4R00-43 Armless Loveseat	939	949	969	979	999	19					39	49						6	82	47.22	51	40	40
4R00-63 RAF Corner Sofa	1759	1779	1799	1829	1849	29			2	25 x 25	49	79	49					13	167	93.52	101	40	40
4R00-64 LAF Corner Sofa	1759	1779	1799	1829	1849	29			2	25 x 25	49	79	49					13	167	93.52	101	40	40

FEATURES


Toss Pillow Types Available:

Backs:

Seats:

Legs:

No fabric restrictions on pillows; leather and vinyl pillows not available
 Webbing Support, Loose, Poly Fiber Fill in a Channel Bag with Zipper Access
 Sinuous Wire Support, Block Foam with Poly Fiber Wrap, Ventilated, Reversible*
 *Ottoman has attached seat cushion; -05/-06 not reversible
 1.5", Screw-In Plastic; Ottoman: Black Casters

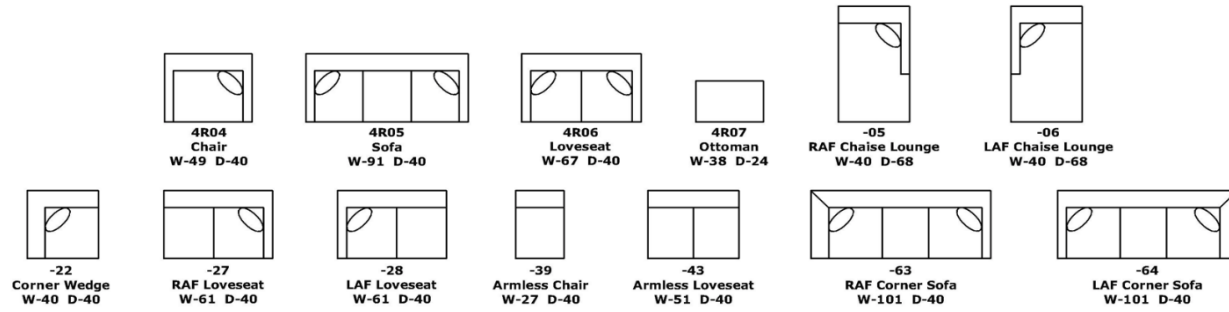


4R00 Series - Rouse

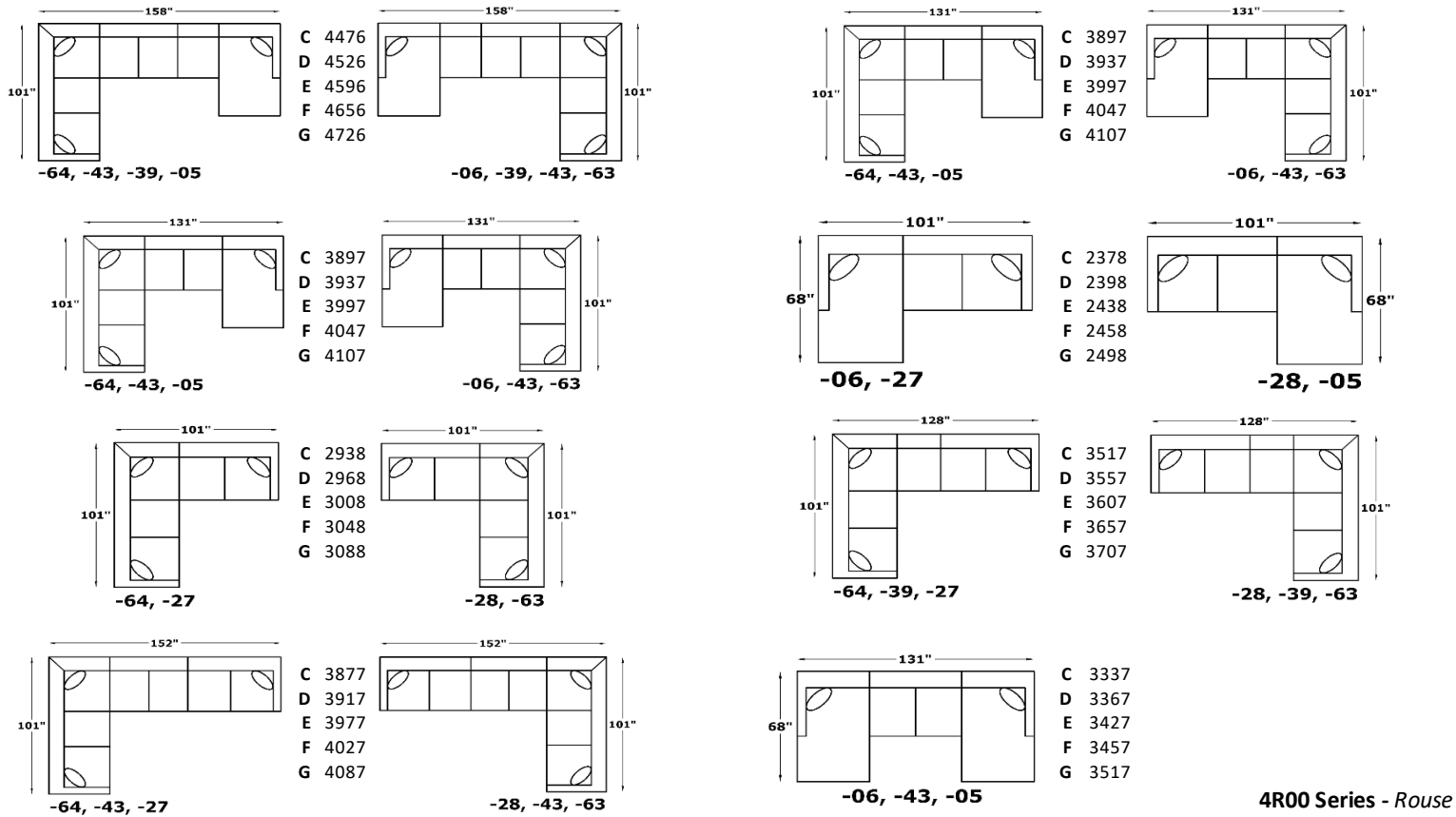
We do our best to provide the most accurate information.
 However, as with all handcrafted products, dimensions,
 weights, & cubes are approximate.

STATIONARY
April 2, 2026

Components



Popular Configurations



4R00 Series - Rouse

We do our best to provide the most accurate information.
 However, as with all handcrafted products, dimensions,
 weights, & cubes are approximate.

STATIONARY
 April 2, 2026

East

4T00 Series - Thomas

Type 1, 6, 11 & 14 Fabric; Chair & Otto also 22

*Type 6 is NOT available on the -59P/-60P

Style Number and Description	C	D	E	F	G	ADD	Style #	ADD	Weltd		CK	FK	DP	VISCO	AIR	PWR	BP	SU	LBS	C	Overall Dimensions			
									#	SIZE											ADD	ADD	ADD	ADD
4T04 Chair	969	979	999	1019	1029	19					29	39						4	67	27.99	38	39	34	
4T05 Sofa	1529	1549	1579	1609	1629	29			4	20 x 20	49	79	99					9	153	66.43	89	39	34	
4T06 Loveseat	1499	1519	1539	1569	1589	29			2	20 x 20	39	49	49					6	101	47.21	63	39	34	
4T07 Ottoman	649	649	659	669	679	9												1	22	6.29	27	23	18	
4T00-15 Apartment Sofa	1399	1419	1439	1469	1489	29			2	20 x 20	49	79	49					8	126	60.62	79	39	34	
4T09 Queen Sleeper	1999	2019	2049	2069	2099	29			4	20 x 20	49		99	169	489			9	226	66.43	89	39	34	
4T00-05 RAF Chaise Lounge	1039	1049	1069	1089	1099	19			2	20 x 20	29	39	49					6	88	40.00	32	66	34	
4T00-06 LAF Chaise Lounge	1039	1049	1069	1089	1099	19			2	20 x 20	29	39	49					6	88	40.00	32	66	34	
4T00-20 Super Wedge	1089	1099	1109	1129	1139	19			2	20 x 20	29	39	49					7	81	51.41	67	39	34	
4T00-22 90* Corner Wedge	889	899	909	919	929	9			2	20 x 20	29	39	49					4	77	28.74	39	39	34	
4T00-23 RAF Sofa	1489	1509	1529	1559	1579	29			2	20 x 20	49	79	49					9	131	64.46	84	39	34	
4T00-24 LAF Sofa	1489	1509	1529	1559	1579	29			2	20 x 20	49	79	49					9	131	64.46	84	39	34	
4T00-27 RAF Loveseat	1119	1129	1139	1159	1169	19			2	20 x 20	39	49	49					6	95	42.54	57	39	34	
4T00-28 LAF Loveseat	1119	1129	1139	1159	1169	19			2	20 x 20	39	49	49					6	95	42.54	57	39	34	
4T00-39 Armless Chair	569	569	589	599	609	9					29	39						3	57	19.41	26	39	34	
4T00-40 Armless Sofa	1069	1089	1119	1139	1169	29					49	79						7	98	47.58	62	39	34	
4T00-41 Armless Full Sleeper	1559	1579	1609	1639	1659	29					49			169	489			7	98	47.58	62	39	34	
4T00-43 Armless Loveseat	879	889	909	919	939	19					39	49						5	85	38.81	52	39	34	
4T0059P RAF Recl Loveseat w/Power	1879	1899	1929	1949	1979	29			2	20 x 20	39	49	20				INCL	189	6	160	44.51	58	39	34
4T0060P LAF Recl Loveseat w/Power	1879	1899	1929	1949	1979	29			2	20 x 20	39	49	49				INCL	189	6	160	44.51	58	39	34
4T00-61 RAF Queen Sleeper	1899	1919	1949	1969	1999	29			2	20 x 20	49		49	169	489			9	201	64.46	84	39	34	
4T00-62 LAF Queen Sleeper	1899	1919	1949	1969	1999	29			2	20 x 20	49		49	169	489			9	201	64.46	84	39	34	
4T00-63 RAF Corner Sofa	1659	1679	1699	1729	1749	29			4	20 x 20	49	79	99					10	148	71.28	96	39	34	
4T00-64 LAF Corner Sofa	1659	1679	1699	1729	1749	29			4	20 x 20	49	79	99					10	148	71.28	96	39	34	
4T00-94 LAF Cuddler	1199	1209	1229	1239	1259	19			2	20 x 20	29	39	49					7	95	53.76	59	47	34	
4T00-95 RAF Cuddler	1199	1209	1229	1239	1259	19			2	20 x 20	29	39	49					7	95	53.76	59	47	34	

FEATURES

Toss Pillow Types Available:

No fabric restrictions on pillows; leather and vinyl pillows not available

Backs:

Sinuous Wire Support, Semi-Attached, Block Foam with Poly Fiber Wrap with Zipper Access

Seats:

Sinuous Wire Support, Block Foam with Poly Fiber Wrap, Ventilated, Reversible*

*Ottoman has attached seat cushion, -05/-06 & -94/-95 not reversible

Legs:

6" x 5" x 1.75", Tapered Screw-In Wood

-59P/-60P: (4) - 6" x 5" x 1.75", Tapered Screw-In Wood

-59P/-60P: (2) - 4" x 5.5" x 1.75", Tapered Screw-In Wood (arm side)

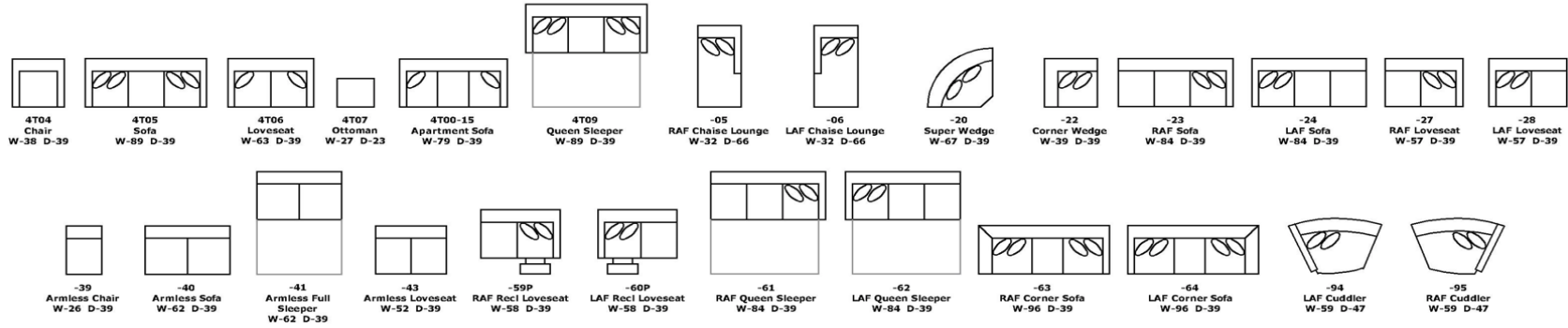


4T00 Series - Thomas

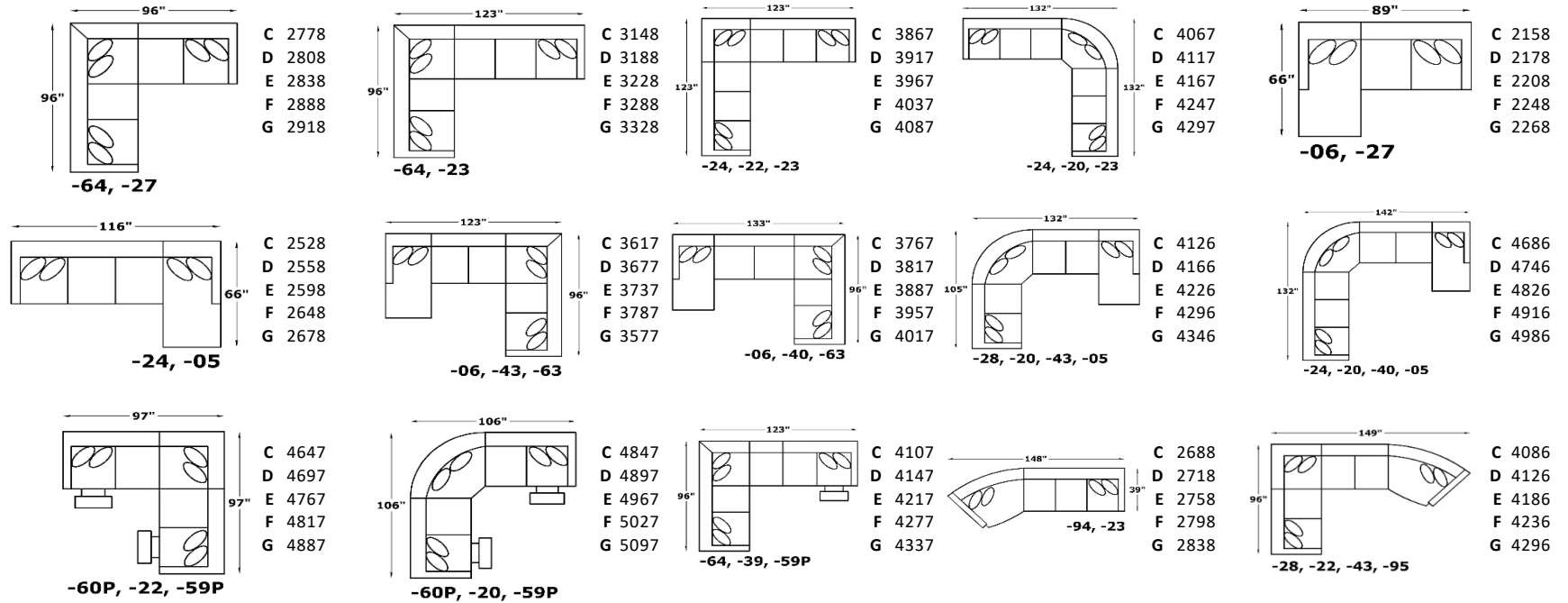
We do our best to provide the most accurate information.
 However, as with all handcrafted products, dimensions,
 weights, & cubes are approximate.

STATIONARY
 April 2, 2026

Components



Popular Configurations



4T00 Series - Thomas

We do our best to provide the most accurate information.
 However, as with all handcrafted products, dimensions,
 weights, & cubes are approximate.

East

STATIONARY
 April 2, 2026

4Y00/4Y00N Series - Rosalie

Type 1, 6, 11 & 14 Fabric; Chair & Otto also 22

Style Number and Description	C	D	E	F	G	ADD	FINISH: BRASS		Weltd #	WELTED SIZE	CK ADD	FK ADD	DP ADD	VISCO ADD	AIR ADD	PWR ADD	BP ADD	SU	LBS	C	Overall Dimensions		
							Style #	ADD													W"	D"	H"
4Y04 Chair	999	1009	1029	1049	1059	19	4Y04N	49	1	22 x 22	29	39	29					6	80	45.79	46	43	40
4Y05 Sofa	1689	1709	1729	1759	1779	29	4Y05N	49	4	22 x 22	49	79	99					14	153	#####	102	43	40
4Y06 Loveseat	1649	1669	1699	1719	1749	29	4Y06N	49	2	22 x 22	39	49	49					10	136	73.66	74	43	40
4Y07 Ottoman	459	459	469	479	489	9	4Y07N	49										1	26	8.32	35	25	17

FEATURES

- Toss Pillow Types Available:** No fabric restrictions on pillows; leather and vinyl pillows not available
- Backs:** Sinuous Wire Support, Loose, Poly Fiber Fill with Zipper Access
- Seats:** Sinuous Wire Support, Block Foam with Poly Fiber Wrap, Ventilated, Reversible*
 *Ottoman has attached seat cushion
- Legs:** 4.375" x 5", Turned Screw-In Wood



4Y00/4Y00N Series - Rosalie

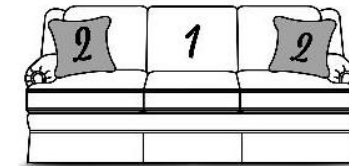
4000 Series - Rochelle

Type 1, 6, 11 & 14 Fabric

Style Number and Description	C	D	E	F	G	ADD	Style #	ADD	Weltd #	WELTED SIZE	CK ADD	FK ADD	DP ADD	VISCO ADD	AIR ADD	PWR ADD	BP ADD	SU	LBS	C	Overall Dimensions		
																					W"	D"	H"
4005 Sofa	1209	1229	1249	1279	1299	29			2	17 x 17	49	79	49					9	93	56.00	79	35	35
4006 Loveseat	1179	1189	1219	1239	1259	29			2	17 x 17	39	49	49					7	73	40.41	57	35	35
4000-88 Loveseat Glider	1209	1229	1249	1279	1299	29			2	17 x 17	39		49					8	80	40.41	57	35	35

FEATURES

- Toss Pillow Types Available:** No fabric restrictions on pillows; leather and vinyl pillows not available
- Backs:** Sinuous Wire Support, Attached, Poly Fiber Fill with Zipper Access
- Seats:** Sinuous Wire Support, Block Foam with Poly Fiber Wrap, Ventilated, Reversible
- Legs:** 5" Screw-In Wood. Gliders: Integral part of the frame with Glide



4000 Series - Rochelle

We do our best to provide the most accurate information.
However, as with all handcrafted products, dimensions,
weights, & cubes are approximate.

STATIONARY
April 2, 2026

East


4100 Series - Izzie

Type 1, 6, 11 & 14 Fabric

Style Number and Description	C	D	E	F	G	ADD	Style #	ADD	Non-Welted		CK	FK	DP	VISCO	AIR	PWR	BP	SU	LBS	C	Overall Dimensions		
									#	SIZE											ADD	ADD	ADD
4105 Sofa	1419	1439	1469	1489	1519	29			2	20 x 20		79	49					11	146	78.34	89	39	39
4106 Loveseat	1379	1399	1429	1459	1479	29			2	20 x 20		49	49					8		56.33	64	39	39

FEATURES

Toss Pillow Types Available: No fabric restrictions on pillows; leather and vinyl pillows not available
Backs: Sinuous Wire Support, Loose, Block Foam with Poly Fiber Wrap, Zipper Access
Seats: Sinuous Wire Support, Block Foam with Poly Fiber Wrap, Ventilated, Reversible
Legs: 2.75" x 3.25" x 2.88", Pyramid Screw-In Wood



4100 Series - Izzie


4630 Series - Angie

Type 1, 6, 11 & 14 Fabric; Chair & Otto also 22

Style Number and Description	C	D	E	F	G	ADD	Style #	ADD	Welted		CK	FK	DP	VISCO	AIR	PWR	BP	SU	LBS	C	Overall Dimensions		
									#	SIZE											ADD	ADD	ADD
4634 Chair	679	689	709	729	739	19					29	39						4	66	26.25	36	35	36
4635 Sofa	1139	1159	1179	1199	1219	19			2	20 x 20	49	79	49					8	115	59.68	83	35	36
4636 Loveseat	1109	1119	1139	1159	1179	19			2	20 x 20	39	49	49					6	90	43.02	59	35	36
4637 Ottoman	439	439	449	459	469	9												1	21	5.98	27	23	17
4630-07 Twin Sleeper	1279	1299	1319	1339	1359	19			2	20 x 20	39		49	169	489			6	137	43.02	59	35	36
4638 Full Sleeper	1429	1439	1469	1489	1509	19			2	20 x 20	39		49	169	489			7	171	53.93	75	35	36
4639 Queen Sleeper	1629	1649	1669	1689	1709	19			2	20 x 20	49		49	169	489			8	175	59.68	83	35	36
4630-25 Floating Ottoman Chaise	559	569	589	599	619	19					29							2	33	15.56	28	48	21
4630-27 RAF Loveseat	899	909	929	939	959	19			2	20 x 20	39	49	49					5	77	38.65	53	35	36
4630-28 LAF Loveseat	899	909	929	939	959	19			2	20 x 20	39	49	49					5	77	38.65	53	35	36
4630-39 Armless Chair	509	509	519	529	539	9					29	39						3	52	16.77	23	35	36
4630-63 RAF Corner Sofa	1279	1289	1309	1329	1349	19			2	20 x 20	49	79	49					9	136	64.17	88	35	36
4630-64 LAF Corner Sofa	1279	1289	1309	1329	1349	19			2	20 x 20	49	79	49					9	136	64.17	88	35	36

FEATURES

Toss Pillow Types Available: No fabric restrictions on pillows; leather and vinyl pillows not available
Backs: Sinuous Wire Support, Attached, Block Foam with Poly Fiber Wrap
Seats: Sinuous Wire Support, Block Foam with Poly Fiber Wrap, Ventilated, Reversible*
 *Ottoman has attached seat cushion
Legs: 3.625" x 4", Screw-In Wood

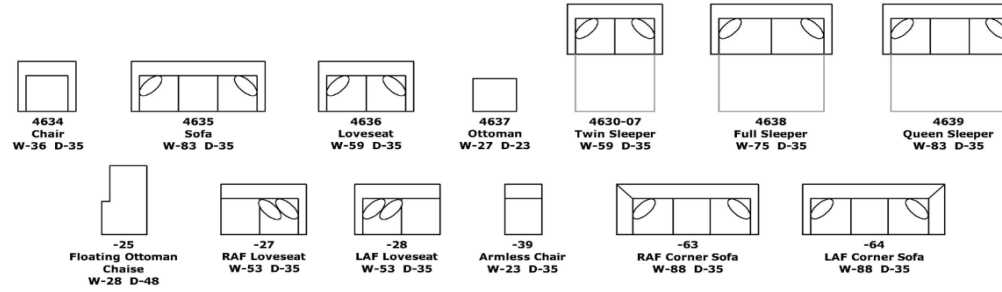


4630 Series - Angie

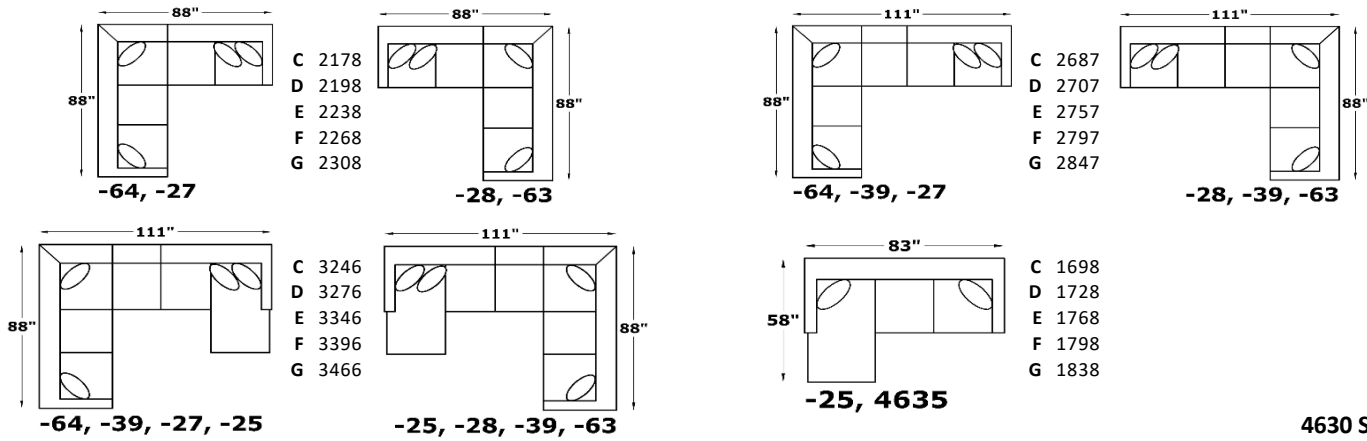
We do our best to provide the most accurate information.
 However, as with all handcrafted products, dimensions,
 weights, & cubes are approximate.

STATIONARY
 April 2, 2026

Components



Popular Configurations



4630 Series - Angie

We do our best to provide the most accurate information.
 However, as with all handcrafted products, dimensions,
 weights, & cubes are approximate.

STATIONARY
 April 2, 2026

East

5Q00/5Q00N Series - Reed

Type 1, 6, 11 & 14 Fabric; Chair & Otto also 22

Style Number and Description	C	D	E	F	G	ADD	FINISH: BRASS		Welted		CK ADD	FK ADD	DP ADD	VISCO ADD	AIR ADD	PWR ADD	BP ADD	SU	LBS	C	Overall Dimensions		
							Style #	ADD	#	SIZE											W"	D"	H"
5Q04 Chair	939	949	969	979	999	19	5Q04N	49	1	20 x 20	29	39	29					5	79	35.37	41	40	38
5Q05 Sofa	1449	1469	1489	1519	1539	29	5Q05N	49	2	22 x 22	49	79	99					10	128	74.65	86	40	38
5Q06 Loveseat	1409	1429	1459	1479	1509	29	5Q06N	49	2	20 x 20	39	49	49					8	100	54.90	63	40	38
5Q07 Ottoman	529	539	549	559	569	9	5Q07N	49										1	36	8.07	31	25	18

FEATURES

Toss Pillow Types Available:

No fabric restrictions on pillows; leather and vinyl pillows not available

Backs:

Sinuous Wire Support, Attached, Block Foam with Poly Fiber Cap


Seats:

Sinuous Wire Support, Block Foam with Poly Fiber Wrap, Ventilated, Reversible*

*Ottoman has attached seat cushion

Legs:

Front: 6" x 3.5", Turned Screw-In Wood; Back: 2.5" x 3.5", Tapered Screw-In Wood



5Q00/5Q00N Series - Reed

We do our best to provide the most accurate information.
 However, as with all handcrafted products, dimensions,
 weights, & cubes are approximate.

East

STATIONARY
 April 2, 2026

5300/5300N Series - Salem

Type 1, 6, 11 & 14 Fabric; Chair & Otto also 22

ALSO AVAILABLE IN LEATHER.
 PLEASE SEE THE 5300LR/5300LNR
 IN THE LEATHER SECTION.

For Each Add'l Grade Above G

Nailhead Option

Toss Pillow Count

Coil Cushions

Frame Coil

Feather Pillows

Visco Mattress

Air Mattress

Power Upgrade

Battery Pack

Ship Units


Weight

Cubes

Style Number and Description	C	D	E	F	G	ADD	FINISH: BRASS		Weltd		CK	FK	DP	VISCO	AIR	PWR	BP	SU	LBS	C	Overall Dimensions		
							Style #	ADD	#	SIZE											ADD	ADD	ADD
5304 Chair	1009	1019	1029	1049	1059	19	5304N	29	2	17 x 17	29	39						4	70	31.69	39	39	36
5305 Sofa	1529	1549	1569	1599	1619	29	5305N	99	4	20 x 20	49	79	99					10	144	71.50	88	39	36
5306 Loveseat	1489	1509	1539	1559	1589	29	5306N	99	2	20 x 20	39	49	49					7	104	52.00	64	39	36
5307 Ottoman	399	409	419	429	439	9	5307N	29										1	22	6.47	27	23	18

FEATURES

- Toss Pillow Types Available:** No fabric restrictions on pillows; leather and vinyl pillows not available
- Backs:** Sinuous Wire Support, Semi-Attached, Block Foam with Poly Fiber Wrap
- Seats:** Sinuous Wire Support, Block Foam with Poly Fiber Wrap, Ventilated, Reversible*
 *Ottomans have attached seat cushions
- Legs:** 3.75" x 2.75" x 3.75", Screw-In Wood



5300/5300N Series - Salem


5380 Series - Weaver

Type 1, 6, 11 & 14 Fabric

Style Number and Description	C	D	E	F	G	ADD	Style #	ADD	Weltd		CK	FK	DP	VISCO	AIR	PWR	BP	SU	LBS	C	Overall Dimensions		
									#	SIZE											ADD	ADD	ADD
5385 Sofa	1269	1289	1319	1349	1369	29			2	17 x 17	49	79	49					9	118	64.24	80	38	37
5386 Loveseat	1239	1259	1279	1309	1329	29			2	17 x 17	39	49	49					7	93	47.37	59	38	37

FEATURES

- Toss Pillow Types Available:** No fabric restrictions on pillows; leather and vinyl pillows not available
- Backs:** Sinuous Wire Support, Semi-Attached, Block Foam with Poly Fiber Wrap
- Seats:** Sinuous Wire Support, Block Foam with Poly Fiber Wrap, Ventilated, Reversible
- Legs:** 3.75" x 2.5" x 5", Tapered Screw-In Wood



5380 Series - Weaver

We do our best to provide the most accurate information.
However, as with all handcrafted products, dimensions,
weights, & cubes are approximate.

STATIONARY
April 2, 2026

East

5630 Series - Brantley

Type 1, 6, 11 & 14 Fabric; Chair & Otto also 22

*Type 6 is NOT available on the -59P/-60P

Style Number and Description	C					ADD	Style #	ADD	Weltd		CK	FK	DP	VISCO	AIR	PWR	BP	SU	LBS	C	Overall Dimensions		
	C	D	E	F	G				#	SIZE											ADD	ADD	ADD
5634 Chair	959	969	989	999	1019	19				29	39							5	83	38.19	47	39	36
5635 Sofa	1449	1469	1489	1519	1539	29			4	20 x 20	49	79	99					10	133	73.13	90	39	36
5636 Loveseat	1409	1429	1459	1479	1509	29			2	20 x 20	39	49	49					8	122	56.88	70	39	36
5637 Ottoman	519	529	539	549	559	9												1	25	5.47	25	21	18
5630-15 Apartment Sofa	1369	1389	1409	1439	1459	29			2	20 x 20	49	79	49					9	125	65.00	80	39	36
5639 Queen Sleeper	1969	1989	2009	2039	2059	29			4	20 x 20	49		99	169	489			10	212	73.13	90	39	36
5630-05 RAF Chaise Lounge	1039	1049	1069	1079	1099	19			2	20 x 20	29	39	49					6	95	42.63	33	62	36
5630-06 LAF Chaise Lounge	1039	1049	1069	1079	1099	19			2	20 x 20	29	39	49					6	95	42.63	33	62	36
5630-20 Super Wedge	1069	1079	1099	1109	1129	19			2	20 x 20	29	39	49					7	74	54.44	67	39	36
5630-22 90* Corner Wedge	739	749	759	779	789	19					29	39						4	62	27.00	39	39	36
5630-23 RAF Sofa	1449	1469	1489	1519	1539	29			2	20 x 20	49	79	49					9	133	65.81	81	39	36
5630-24 LAF Sofa	1449	1469	1489	1519	1539	29			2	20 x 20	49	79	49					9	133	65.81	81	39	36
5630-27 RAF Loveseat	1069	1079	1089	1109	1119	19			2	20 x 20	39	49	49					6	92	46.31	57	39	36
5630-28 LAF Loveseat	1069	1079	1089	1109	1119	19			2	20 x 20	39	49	49					6	92	46.31	57	39	36
5630-39 Armless Chair	569	569	589	599	609	9					29	39						3	42	18.69	23	39	36
5630-40 Armless Sofa	1059	1079	1109	1129	1149	29					49	79						7	102	50.38	62	39	36
5630-41 Armless Full Sleeper	1529	1549	1569	1599	1619	29					49		169	489				7	102	50.38	62	39	36
5630-43 Armless Loveseat	829	849	879	899	929	29					39	49						5	90	38.19	47	39	36
563059P RAF Recl Loveseat w/Power	1799	1819	1849	1869	1899	29			2	20 x 20	39	49	49			INCL	189	6	140	47.13	58	39	36
563060P LAF Recl Loveseat w/Power	1799	1819	1849	1869	1899	29			2	20 x 20	39	49	49			INCL	189	6	140	47.13	58	39	36
5630-61 RAF Queen Sleeper	1869	1889	1919	1949	1969	29			2	20 x 20	49		49	169	489			9	191	65.81	81	39	36
5630-62 LAF Queen Sleeper	1869	1889	1919	1949	1969	29			2	20 x 20	49		49	169	489			9	191	65.81	81	39	36
5630-63 RAF Corner Sofa	1659	1679	1709	1729	1759	29			4	20 x 20	49	79	99					10	150	76.38	94	39	36
5630-64 LAF Corner Sofa	1659	1679	1709	1729	1759	29			4	20 x 20	49	79	99					10	150	76.38	94	39	36
5630-94 LAF Cuddler	1269	1279	1299	1319	1339	19			2	20 x 20	29	39	49					10	104	70.83	68	50	36
5630-95 RAF Cuddler	1269	1279	1299	1319	1339	19			2	20 x 20	29	39	49					10	104	70.83	68	50	36

FEATURES


Toss Pillow Types Available:

Backs:

Seats:

Legs:

No fabric restrictions on pillows; leather and vinyl pillows not available
Sinuous Wire Support, Semi-Attached, Poly Fiber Fill in a Channel Bag with Zipper Access
Sinuous Wire Support, Block Foam with Poly Fiber Wrap, Ventilated, Reversible*
*Ottoman has attached seat cushion, -05/-06 & -94/-95 not reversible
6" x 6" x 2.5". Pyramid Bolt-on Wood
-59P/-60P: (4) - Staple-on glides; -94/-95: 3 legs - Non-Removable

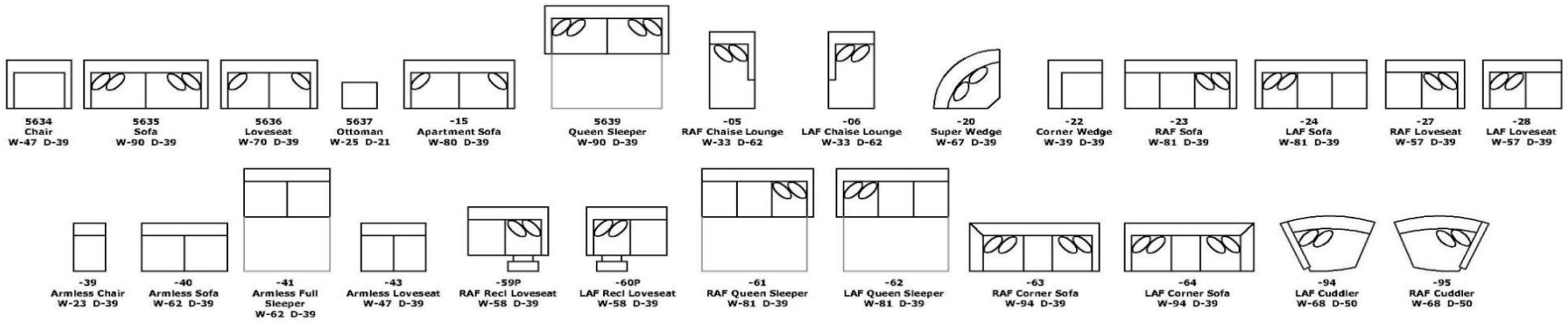


5630 Series - Brantley

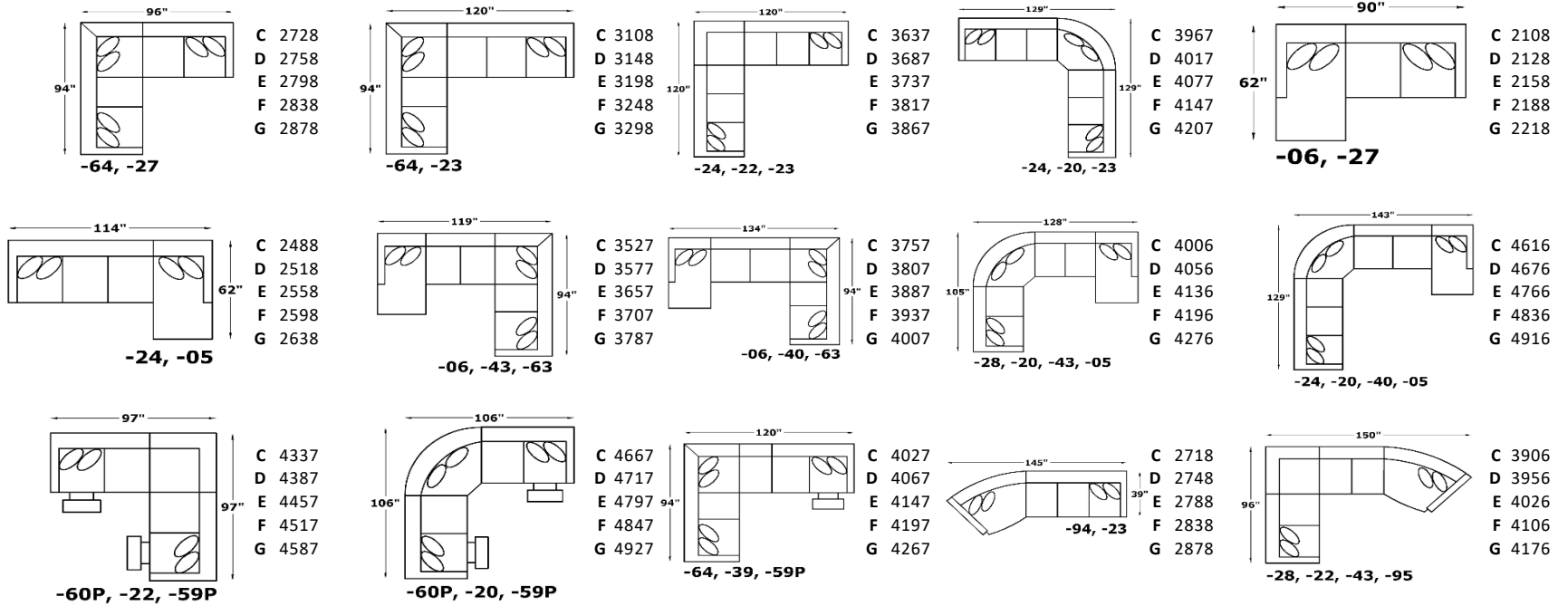
We do our best to provide the most accurate information.
 However, as with all handcrafted products, dimensions,
 weights, & cubes are approximate.

STATIONARY
 April 2, 2026

Components



Popular Configurations



5630 Series - Brantley

We do our best to provide the most accurate information.
 However, as with all handcrafted products, dimensions,
 weights, & cubes are approximate.

East

STATIONARY
April 2, 2026

6M00/6M00N Series - Knox

Type 1, 6, 11 & 14 Fabric; Chair & Otto also 22

Style Number and Description	C	D	E	F	G	ADD	FINISH: BRASS		Welted		CK ADD	FK ADD	DP ADD	VISCO ADD	AIR ADD	PWR ADD	BP ADD	SU	LBS	C	Overall Dimensions		
							Style #	ADD	#	SIZE											W"	D"	H"
6M00-04 Chair & 1/2	1019	1029	1049	1059	1079	19	6M0004N	79	1	22 x 22	29	39	29					7	98	51.83	53	42	40
6M05 Sofa	1679	1699	1719	1749	1769	29	6M05N	79	4	22 x 22	49	79	99					13	139	93.89	96	42	40
6M06 Loveseat	1639	1659	1689	1709	1739	29	6M06N	79	2	22 x 22	39	49	49					10	122	69.93	72	42	40
6M07 Ottoman	519	529	539	549	559	9	6M07N	79										1	37	10.58	39	25	19

FEATURES

Toss Pillow Types Available:

No fabric restrictions on pillows; leather and vinyl pillows not available

Backs:

Sinuous Wire Support, Semi-Attached, Poly Fiber Fill in a Channel Bag with Zipper Access

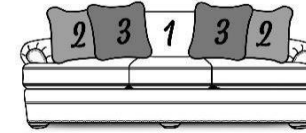
Seats:

Sinuous Wire Support, Block Foam with Poly Fiber Wrap, Ventilated, Reversible*

*Ottoman has attached seat cushion

Legs:

6.75" x 2", Screw-In Wood



6M00/6M00N Series - Knox

We do our best to provide the most accurate information.
 However, as with all handcrafted products, dimensions,
 weights, & cubes are approximate.

STATIONARY
 April 2, 2026

East

6N00 Series - Catalina

Type 1, 11 & 14 Fabric



For Each Add'l Grade Above G

Nailhead Option

Toss Pillow Count

Coil Cushions

Frame Coil

Feather Pillows

Visco Mattress

Air Mattress

Power Upgrade

Battery Pack

Ship Units

Weight

Cubes

Style Number and Description	C	D	E	F	G	ADD	Style #	ADD	Non-Weltd		CK	FK	DP	VISCO	AIR	PWR	BP	SU	LBS	C	Overall Dimensions		
									#	SIZE											ADD	ADD	W"
6N05 Sofa	1439	1459	1479	1509	1529	29			4	20 x 20	49		99					12	151	89.21	94	41	40
6N06 Loveseat	1399	1419	1449	1469	1499	29			4	20 x 20	39		99					9	121	64.54	68	41	40
6N00-04 Chair & 1/2	1159	1169	1189	1209	1219	19			4	20 x 20	29		99					8	100	59.32	63	41	40
6N00-20 Super Wedge	1089	1099	1109	1129	1139	19			2	20 x 20	29		49					9	71	67.38	71	41	40
6N00-56 Sofa - Floating Otto-Chaise	1789	1809	1839	1859	1889	29			4	20 x 20	49		99					12	181	89.21	94	67	40

FEATURES

Toss Pillow Types Available:

No fabric restrictions on pillows; leather and vinyl pillows not available

Backs:


Webbing Support, Loose, Poly Fiber Fill with Zipper Access

Seats:

Sinusoidal Wire Support, Block Foam with Poly Fiber Wrap, Ventilated, Reversible

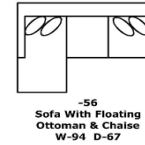
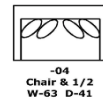
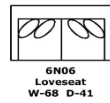
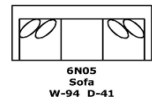
Legs:

2.5" x 3.5" x 5", Screw-In Wood

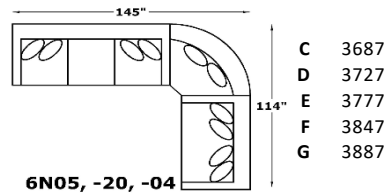
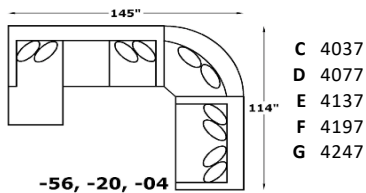
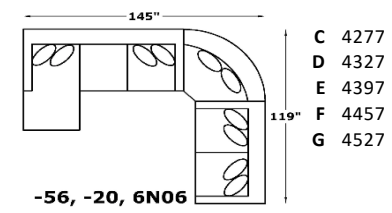
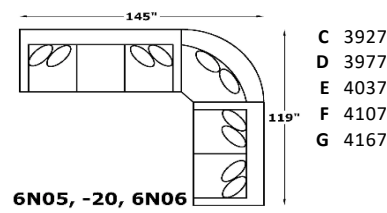
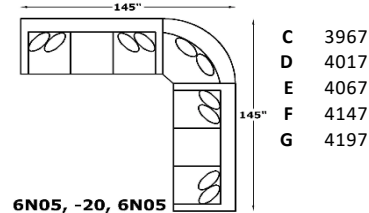
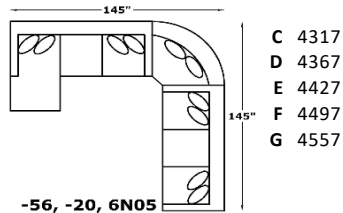


6N00 Series - Catalina

Components



Popular Configurations



6N00 Series - Catalina

We do our best to provide the most accurate information.
 However, as with all handcrafted products, dimensions,
 weights, & cubes are approximate.

STATIONARY
 April 2, 2026

East

6200 Series - Collegedale

Type 1, 6, 11 & 14 Fabric; Chair, -31 &
 Otto also 22

ALSO AVAILABLE IN LEATHER.
 PLEASE SEE THE 6200LR IN THE
 LEATHER SECTION.

Style Number and Description	C	D	E	F	G	ADD	Style #	ADD	#	WELTED SIZE	CK ADD	FK ADD	DP ADD	VISCO ADD	AIR ADD	PWR ADD	BP ADD	SU	LBS	C	Overall Dimensions		
																					W"	D"	H"
6204 Chair	729	739	759	769	779	19					29	39						3	57	24.06	33	35	36
6205 Sofa	1139	1159	1179	1199	1219	19			2	20 x 20	49	79	49					8	101	57.60	79	35	36
6206 Loveseat	1109	1119	1139	1159	1179	19			2	20 x 20	39	49	49					6	77	40.83	56	35	36
6207 Ottoman	449	449	459	469	479	9												1	17	5.96	26	22	18
6200-25 Floating Ottoman Chaise	539	549	559	579	589	19					29							2	28	15.56	28	48	20
6200-27 RAF Loveseat	899	909	929	939	959	19			2	20 x 20	39	49	49					5	73	37.19	51	35	36
6200-28 LAF Loveseat	899	909	929	939	959	19			2	20 x 20	39	49	49					5	73	37.19	51	35	36
6200-31 Motion Chair	1039	1049	1069	1089	1099	19						39				129	189	4	80	26.13	32	34	42
6200-39 Armless Chair	509	509	519	529	539	9					29	39						2	34	16.77	23	35	36
6200-63 RAF Corner Sofa	1279	1289	1309	1329	1349	19			2	20 x 20	49	79	49					8	101	61.98	85	35	36
6200-64 LAF Corner Sofa	1279	1289	1309	1329	1349	19			2	20 x 20	49	79	49					8	101	61.98	85	35	36

FEATURES

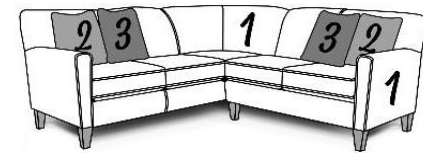
Toss Pillow Types Available:

Backs:

Seats:

Legs:

No fabric restrictions on pillows; leather and vinyl pillows not available
 Sinuous Wire Support, Attached, Block Foam with Poly Fiber Wrap
 Motion Chair: Semi-Attached, Block Foam with Poly Fiber Fill with Zipper Access
 Sinuous Wire Support, Block Foam with Poly Fiber Wrap, Ventilated, Reversible*
 *Ottoman and Motion Chair have attached seat cushions
 2.75" x 6", Tapered Screw-In Wood
 Motion Chair: Front: 1.5" x 2.875" x 6"; Back: 2" x 3.25" x 6", Screw-In Wood



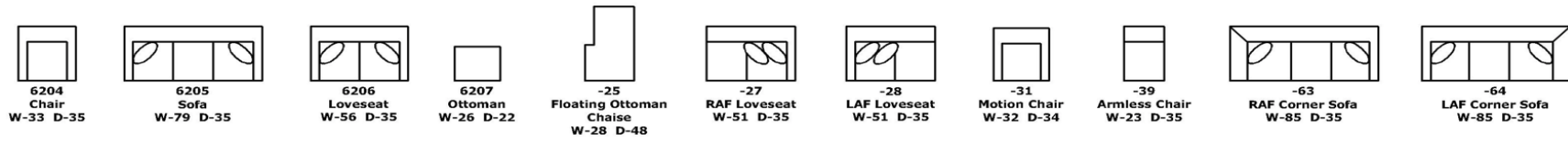
6200 Series - Collegedale

We do our best to provide the most accurate information.
 However, as with all handcrafted products, dimensions,
 weights, & cubes are approximate.

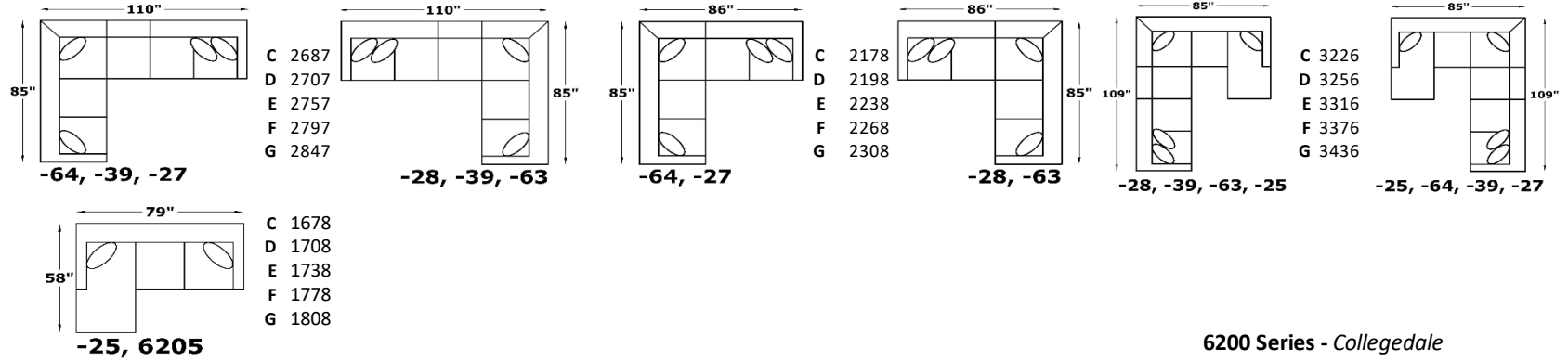
STATIONARY
 April 2, 2026

East

Components



Popular Configurations



6200 Series - Collegedale

We do our best to provide the most accurate information.
 However, as with all handcrafted products, dimensions,
 weights, & cubes are approximate.

STATIONARY
 April 2, 2026

East

6250 Series - Baylor

Type 1, 6, 11 & 14 Fabric; Chair & Otto also 22

ALSO AVAILABLE IN LEATHER.
 PLEASE SEE THE 6250LR IN THE
 LEATHER SECTION.

Style Number and Description	C	D	E	F	G	ADD	Style #	ADD	Non-Welted #	SIZE	CK ADD	FK ADD	DP ADD	VISCO ADD	AIR ADD	PWR ADD	BP ADD	SU	LBS	C	Overall Dimensions		
																					W"	D"	H"
6250-04 Chair 1/2	1019	1029	1049	1059	1079	19			1	20 x 20	29	39	29					5	85	36.83	43	40	37
6250-10 Large Ottoman	429	429	449	459	469	9												1	30	9.24	35	24	19
6255 Sofa	1579	1599	1619	1649	1669	29			4	20 x 20	49	79	99					10	158	75.37	88	40	37
6256 Loveseat	1539	1559	1589	1609	1639	29			2	20 x 20	39	49	49					7	110	53.96	63	40	37
6250-05 RAF Chaise Lounge	1079	1089	1109	1129	1139	19			2	20 x 20	29	39	49					6	102	45.14	31	68	37
6250-06 LAF Chaise Lounge	1079	1089	1109	1129	1139	19			2	20 x 20	29	39	49					6	102	45.14	31	68	37
6250-20 Super Wedge	1149	1159	1169	1189	1199	19			2	20 x 20	29	39	49					9	90	62.05	69	42	37
6250-23 RAF Sofa	1399	1419	1439	1469	1489	29			2	20 x 20	49	79	49					10	125	70.23	82	40	37
6250-24 LAF Sofa	1399	1419	1439	1469	1489	29			2	20 x 20	49	79	49					10	125	70.23	82	40	37
6250-27 RAF Loveseat	1189	1209	1229	1259	1279	29			2	20 x 20	39	49	49					7	99	48.82	57	40	37
6250-28 LAF Loveseat	1189	1209	1229	1259	1279	29			2	20 x 20	39	49	49					7	99	48.82	57	40	37
6250-39 Armless Chair	629	639	659	669	689	19					29	39						3	47	22.27	26	40	37
6250-43 Armless Loveseat	899	919	949	979	999	29					39	49						6	80	43.68	51	40	37
6250-63 RAF Corner Sofa	1599	1619	1649	1679	1699	29			4	20 x 20	49	79	99					11	148	81.37	95	40	37
6250-64 LAF Corner Sofa	1599	1619	1649	1679	1699	29			4	20 x 20	49	79	99					11	148	81.37	95	40	37

FEATURES

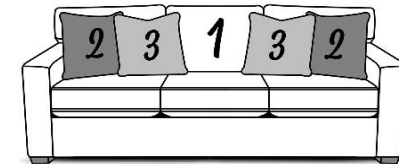
Toss Pillow Types Available:

Backs:

Seats:

Legs:

No fabric restrictions on pillows; leather and vinyl pillows not available
 Sinuous Wire Support, Semi-Attached, Block Foam with Poly Fiber Wrap, Zipper Access
 Sinuous Wire Support, Block Foam with Poly Fiber Wrap, Ventilated, Reversible*
 *Ottoman has attached seat cushion, -05/-06: Non-Reversible
 4.5" x 1.5", Screw-In Wood

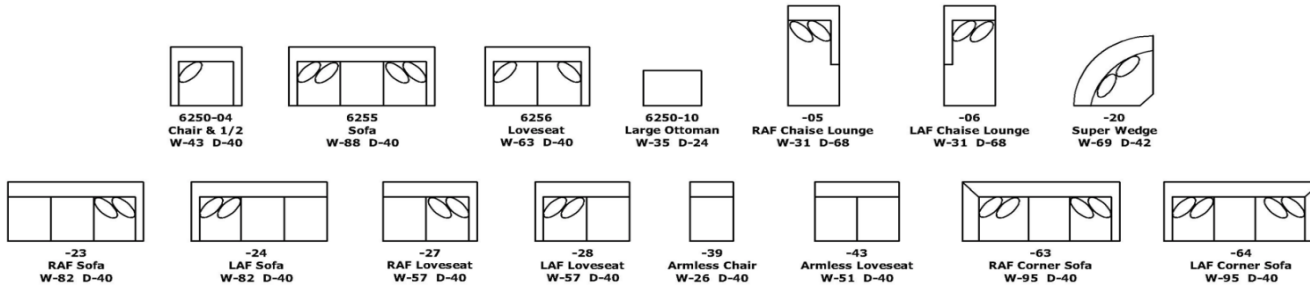


6250 Series - Baylor

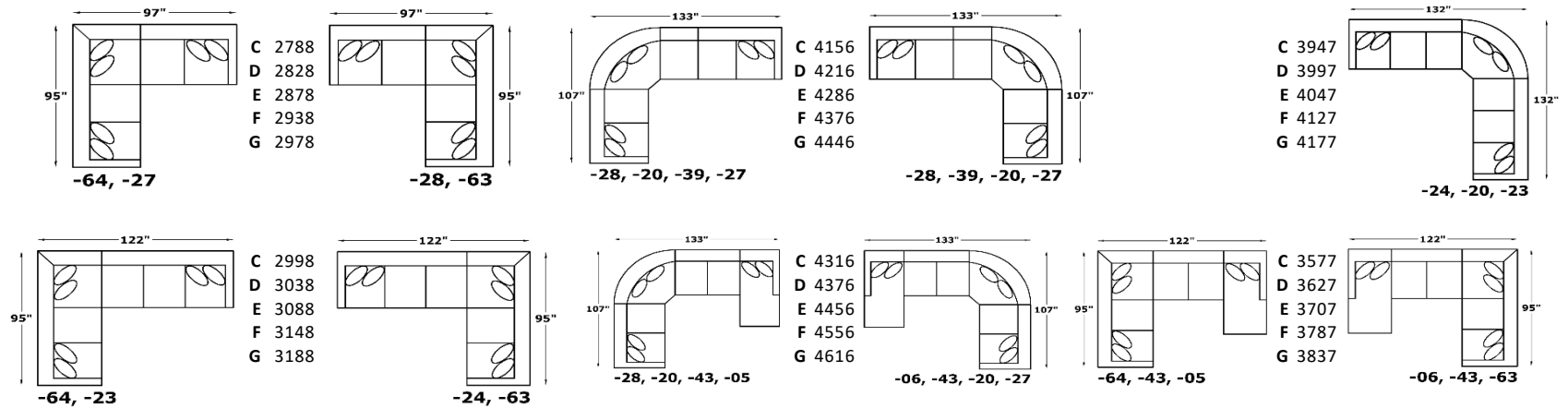
We do our best to provide the most accurate information.
 However, as with all handcrafted products, dimensions,
 weights, & cubes are approximate.

STATIONARY
 April 2, 2026

Components



Popular Configurations



6250 Series - Baylor

We do our best to provide the most accurate information.
However, as with all handcrafted products, dimensions,
weights, & cubes are approximate.

East

STATIONARY
April 2, 2026

7D00 Series - Drayton

Type 1, 6, 11 & 14 Fabric; Chair & Otto also 22

Style Number and Description	C	D	E	F	G	ADD	Style #	ADD	Weltd		CK ADD	FK ADD	DP ADD	VISCO ADD	AIR ADD	PWR ADD	BP ADD	SU	LBS	C	Overall Dimensions		
									#	SIZE											W"	D"	H"
7D04 Chair	979	989	1009	1019	1039	19					29	39						5	87	33.31	39	41	36
7D05 Sofa	1509	1529	1559	1579	1609	29			4	20 x 20	49	79	99					10	140	72.60	85	41	36
7D06 Loveseat	1469	1489	1519	1549	1569	29			2	20 x 20	39	49	49					7	98	52.96	62	41	36
7D07 Ottoman	469	469	489	499	499	9												1	19	6.83	27	23	19

FEATURES

Toss Pillow Types Available:

No fabric restrictions on pillows; leather and vinyl pillows not available

Backs:

Sinuous Wire Support, Attached, Block Foam with Poly Fiber Cap

Seats:

Sinuous Wire Support, Block Foam with Poly Fiber Wrap, Ventilated, Reversible*

*Ottoman has attached seat cushion

Legs:

Front: 5.688"; Back: 2.875" x 2.375" x 2.375", Screw-In Wood



7D00 Series - Drayton



7K00/7K00N Series - Luckenbach

Type 1, 11 & 14 Fabric

Style Number and Description	C	D	E	F	G	ADD	Style #	ADD	Non-Weltd		CK ADD	FK ADD	DP ADD	VISCO ADD	AIR ADD	PWR ADD	BP ADD	SU	LBS	C	Overall Dimensions		
									#	SIZE											W"	D"	H"
7K00-05 RAF Chaise Lounge	1159	1169	1189	1209	1219	19	7K0005N	79	2	22 x 22	29		49					9	107	62.49	39	71	39
7K00-06 LAF Chaise Lounge	1159	1169	1189	1209	1219	19	7K0006N	79	2	22 x 22	29		49					9	107	62.49	39	71	39
7K00-22 90* Corner Wedge	939	949	969	979	999	19	7K0022N	79	2	22 x 22	29		49					5	83	37.94	41	41	39
7K00-23 RAF Sofa	1419	1439	1469	1489	1519	29	7K0023N	79	2	22 x 22	49		49					12	135	84.43	87	43	39
7K00-24 LAF Sofa	1419	1439	1469	1489	1519	29	7K0024N	79	2	22 x 22	49		49					12	135	84.43	87	43	39
7K00-27 RAF Loveseat	1129	1149	1179	1199	1229	29	7K0027N	79	2	22 x 22	39		49					8	103	59.20	61	43	39
7K00-28 LAF Loveseat	1129	1149	1179	1199	1229	29	7K0028N	79	2	22 x 22	39		49					8	103	59.20	61	43	39
7K00-39 Armless Chair	589	599	619	629	649	19	7K0039N	79			29							3	54	25.23	26	43	39
7K00-40 Armless Sofa	1179	1199	1229	1249	1279	29	7K0040N	79			49							10	123	75.70	78	43	39
7K00-63 RAF Corner Sofa	1679	1699	1719	1749	1769	29	7K0063N	79	4	22 x 22	49		99					14	158	98.99	102	43	39
7K00-64 LAF Corner Sofa	1679	1699	1719	1749	1769	29	7K0064N	79	4	22 x 22	49		99					14	158	98.99	102	43	39

FEATURES

Toss Pillow Types Available:

No fabric restrictions on pillows; leather and vinyl pillows not available

Backs:

Webbing Support, Loose, Poly Fiber Fill with Zipper Access

Seats:

Sinuous Wire Support, Block Foam with Poly Fiber Wrap, Ventilated, Reversible

Legs:

4", Screw-In Wood

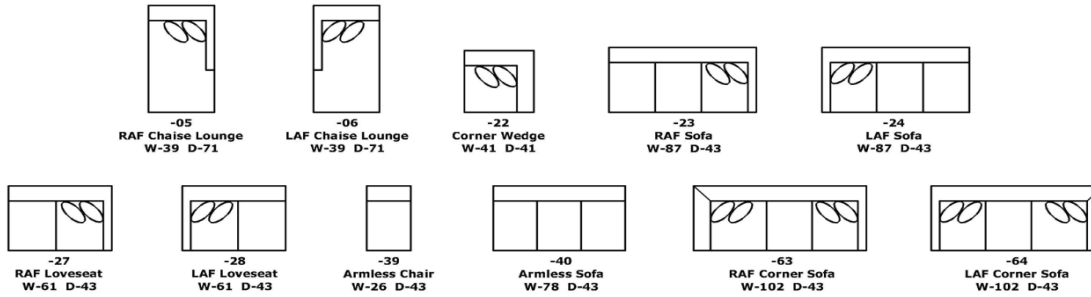


7K00/7K00N Series - Luckenbach

We do our best to provide the most accurate information.
 However, as with all handcrafted products, dimensions,
 weights, & cubes are approximate.

STATIONARY
 April 2, 2026

Components



Popular Configurations

<p>-06, -27</p>	<table border="0"> <tr><td>C</td><td>2288</td><td>2446</td></tr> <tr><td>D</td><td>2318</td><td>2476</td></tr> <tr><td>E</td><td>2368</td><td>2526</td></tr> <tr><td>F</td><td>2408</td><td>2566</td></tr> <tr><td>G</td><td>2448</td><td>2606</td></tr> </table>	C	2288	2446	D	2318	2476	E	2368	2526	F	2408	2566	G	2448	2606	<p>-28, -05</p>	<table border="0"> <tr><td>C</td><td>2808</td><td>2966</td></tr> <tr><td>D</td><td>2848</td><td>3006</td></tr> <tr><td>E</td><td>2898</td><td>3056</td></tr> <tr><td>F</td><td>2948</td><td>3106</td></tr> <tr><td>G</td><td>2998</td><td>3156</td></tr> </table>	C	2808	2966	D	2848	3006	E	2898	3056	F	2948	3106	G	2998	3156	<p>-64, -23</p>	<table border="0"> <tr><td>C</td><td>2808</td><td>2966</td></tr> <tr><td>D</td><td>2848</td><td>3006</td></tr> <tr><td>E</td><td>2898</td><td>3056</td></tr> <tr><td>F</td><td>2948</td><td>3106</td></tr> <tr><td>G</td><td>2998</td><td>3156</td></tr> </table>	C	2808	2966	D	2848	3006	E	2898	3056	F	2948	3106	G	2998	3156	<p>-28, -63</p>
C	2288	2446																																																	
D	2318	2476																																																	
E	2368	2526																																																	
F	2408	2566																																																	
G	2448	2606																																																	
C	2808	2966																																																	
D	2848	3006																																																	
E	2898	3056																																																	
F	2948	3106																																																	
G	2998	3156																																																	
C	2808	2966																																																	
D	2848	3006																																																	
E	2898	3056																																																	
F	2948	3106																																																	
G	2998	3156																																																	
<p>-64, -23</p>	<table border="0"> <tr><td>C</td><td>3098</td><td>3256</td></tr> <tr><td>D</td><td>3138</td><td>3296</td></tr> <tr><td>E</td><td>3188</td><td>3346</td></tr> <tr><td>F</td><td>3238</td><td>3396</td></tr> <tr><td>G</td><td>3288</td><td>3446</td></tr> </table>	C	3098	3256	D	3138	3296	E	3188	3346	F	3238	3396	G	3288	3446	<p>-24, -63</p>	<table border="0"> <tr><td>C</td><td>2578</td><td>2736</td></tr> <tr><td>D</td><td>2608</td><td>2766</td></tr> <tr><td>E</td><td>2658</td><td>2816</td></tr> <tr><td>F</td><td>2698</td><td>2856</td></tr> <tr><td>G</td><td>2738</td><td>2896</td></tr> </table>	C	2578	2736	D	2608	2766	E	2658	2816	F	2698	2856	G	2738	2896	<p>-06, -23</p>	<table border="0"> <tr><td>C</td><td>2578</td><td>2736</td></tr> <tr><td>D</td><td>2608</td><td>2766</td></tr> <tr><td>E</td><td>2658</td><td>2816</td></tr> <tr><td>F</td><td>2698</td><td>2856</td></tr> <tr><td>G</td><td>2738</td><td>2896</td></tr> </table>	C	2578	2736	D	2608	2766	E	2658	2816	F	2698	2856	G	2738	2896	<p>-24, -05</p>
C	3098	3256																																																	
D	3138	3296																																																	
E	3188	3346																																																	
F	3238	3396																																																	
G	3288	3446																																																	
C	2578	2736																																																	
D	2608	2766																																																	
E	2658	2816																																																	
F	2698	2856																																																	
G	2738	2896																																																	
C	2578	2736																																																	
D	2608	2766																																																	
E	2658	2816																																																	
F	2698	2856																																																	
G	2738	2896																																																	
<p>-64, -40, -05</p>	<table border="0"> <tr><td>C</td><td>4017</td><td>4254</td></tr> <tr><td>D</td><td>4067</td><td>4304</td></tr> <tr><td>E</td><td>4137</td><td>4374</td></tr> <tr><td>F</td><td>4207</td><td>4444</td></tr> <tr><td>G</td><td>4267</td><td>4504</td></tr> </table>	C	4017	4254	D	4067	4304	E	4137	4374	F	4207	4444	G	4267	4504	<p>-06, -40, -63</p>	<table border="0"> <tr><td>C</td><td>4537</td><td>4774</td></tr> <tr><td>D</td><td>4597</td><td>4834</td></tr> <tr><td>E</td><td>4667</td><td>4904</td></tr> <tr><td>F</td><td>4747</td><td>4984</td></tr> <tr><td>G</td><td>4727</td><td>4964</td></tr> </table>	C	4537	4774	D	4597	4834	E	4667	4904	F	4747	4984	G	4727	4964	<p>-64, -23, -63</p>	<table border="0"> <tr><td>C</td><td>4537</td><td>4774</td></tr> <tr><td>D</td><td>4597</td><td>4834</td></tr> <tr><td>E</td><td>4667</td><td>4904</td></tr> <tr><td>F</td><td>4747</td><td>4984</td></tr> <tr><td>G</td><td>4727</td><td>4964</td></tr> </table>	C	4537	4774	D	4597	4834	E	4667	4904	F	4747	4984	G	4727	4964	<p>-64, -23, -63</p>
C	4017	4254																																																	
D	4067	4304																																																	
E	4137	4374																																																	
F	4207	4444																																																	
G	4267	4504																																																	
C	4537	4774																																																	
D	4597	4834																																																	
E	4667	4904																																																	
F	4747	4984																																																	
G	4727	4964																																																	
C	4537	4774																																																	
D	4597	4834																																																	
E	4667	4904																																																	
F	4747	4984																																																	
G	4727	4964																																																	

7K00/7K00N Series - Luckenbach

We do our best to provide the most accurate information.
However, as with all handcrafted products, dimensions,
weights, & cubes are approximate.

STATIONARY
April 2, 2026

East




8L00 Series - Lyndon

Type 1, 6, 11 & 14 Fabric; Chair & Otto also 22

Style Number and Description	C	D	E	F	G	ADD	Style #	ADD	FLANGE		CK ADD	FK ADD	DP ADD	VISCO ADD	AIR ADD	PWR ADD	BP ADD	SU	LBS	C	Overall Dimensions		
									#	SIZE											W"	D"	H"
8L00-04 Chair & 1/2	1039	1049	1069	1079	1099	19			1	22 x 22	29	39	29					7	102	48.34	51	42	39
8L05 Sofa	1569	1589	1619	1649	1669	29			4	22 x 22	49	79	99					11	162	83.42	88	42	39
8L00-10 Large Ottoman	499	499	519	529	539	9												1	30	10.02	37	26	18
8L00-05 RAF Chaise Lounge	1289	1299	1319	1329	1349	19			2	22 x 22	29	39	49					10	124	69.51	44	70	39
8L00-06 LAF Chaise Lounge	1289	1299	1319	1329	1349	19			2	22 x 22	29	39	49					10	124	69.51	44	70	39
8L00-22 90* Corner Wedge	999	1009	1029	1049	1059	19			2	22 x 22	29	39	49					5	84	39.81	42	42	39
8L00-23 RAF Sofa	1359	1379	1399	1429	1449	29			2	22 x 22	49	79	49					10	126	75.83	80	42	39
8L00-24 LAF Sofa	1359	1379	1399	1429	1449	29			2	22 x 22	49	79	49					10	126	75.83	80	42	39
8L00-39 Armless Chair	779	789	809	829	839	19					29	39						5	65	35.07	37	42	39

FEATURES

- Toss Pillow Types Available:** No fabric restrictions on pillows; leather and vinyl pillows not available
- Backs:** Webbing Support, Loose, Poly Fiber Fill in a Channel Bag with Zipper Access
- Seats:** Sinuous Wire Support, Block Foam with Poly Fiber Wrap, Ventilated, Reversible
- Legs:** 6" x 5" x 1.75", Screw-In Wood



8L00 Series - Lyndon

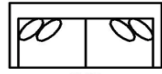
We do our best to provide the most accurate information.
However, as with all handcrafted products, dimensions,
weights, & cubes are approximate.

STATIONARY
April 2, 2026

Components



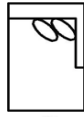
8L00-04
Chair & 1/2
W-51 D-42



8L05
Sofa
W-88 D-42



8L00-10
Large Ottoman
W-37 D-26



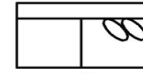
-05
RAF Chaise Lounge
W-44 D-70



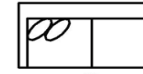
-06
LAF Chaise Lounge
W-44 D-70



-22
Corner Wedge
W-42 D-42



-23
RAF Sofa
W-80 D-42

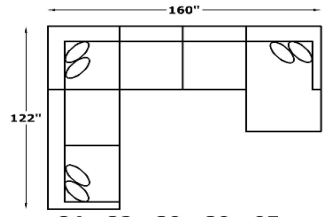


-24
LAF Sofa
W-80 D-42



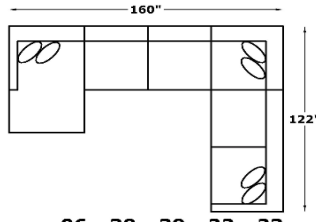
-39
Armless Chair
W-37 D-42

Popular Configurations

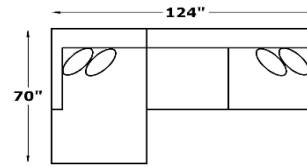


- C 5205
- D 5265
- E 5365
- F 5465
- G 5535

-24, -22, -39, -39, -05

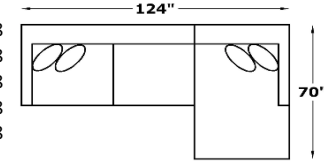


-06, -39, -39, -22, -23

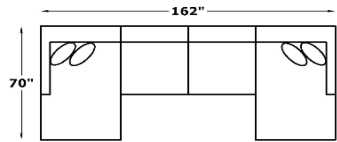


-06, -23

- C 2648
- D 2678
- E 2718
- F 2758
- G 2798

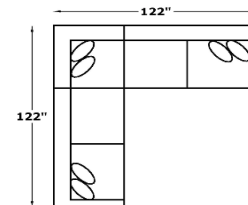


-24, -05



- C 4136
- D 4176
- E 4256
- F 4316
- G 4376

-06, -39, -39, -05



-24, -22, -23

- C 3717
- D 3767
- E 3827
- F 3907
- G 3957

8L00 Series - Lyndon

We do our best to provide the most accurate information.
 However, as with all handcrafted products, dimensions,
 weights, & cubes are approximate.

East

STATIONARY
April 2, 2026

9E00/9E00N Series - Emerson

Type 1, 6, 11 & 14 Fabric; Chairs & Otto also 22

Style Number and Description	C	D	E	F	G	ADD	FINISH: BRASS		Welted #	SIZE	CK ADD	FK ADD	DP ADD	VISCO ADD	AIR ADD	PWR ADD	BP ADD	SU	LBS	C	Overall Dimensions		
							Style #	ADD													W"	D"	H"
9E00-04 Chair & 1/2	1029	1039	1059	1069	1089	19	9E0004N	29	1	22 x 22	29	39	29					6	96	44.64	46	43	39
9E05 Sofa	1539	1559	1589	1609	1639	29	9E05N	49	2	22 x 22	49	79	99					12	162	85.40	88	43	39
9E06 Loveseat	1499	1519	1549	1569	1599	29	9E06N	49	2	22 x 22	39	49	49					9		62.11	64	43	39
9E00-10 Large Ottoman	469	469	489	499	499	9	9E0010N	29										1		8.97	38	24	17
9E00-69 Swivel Chair	1079	1089	1109	1129	1139	19	9E0069N	29	1	22 x 22	29	39	29					6	130	44.64	46	43	39

FEATURES

Toss Pillow Types Available:

Backs:

Seats:

Legs:

No fabric restrictions on pillows; leather and vinyl pillows not available
 Webbing Support, Loose, Poly Fiber Fill in a Channel Bag with Zipper Access
 Sinuous Wire Support, Block Foam with Poly Fiber Wrap, Ventilated, Reversible*
 *Ottoman has attached seat cushion
 4.5" x 1.5", Screw-In Wood, -69: Swivel Base



9E00/9E00N Series - Emerson

We do our best to provide the most accurate information.
 However, as with all handcrafted products, dimensions,
 weights, & cubes are approximate.

East

STATIONARY
April 2, 2026



9F00 Series - Scottie

Type 1, 6, 11 & 14 Fabric; Otto also 22

Style Number and Description	C	D	E	F	G	ADD	Style #	ADD	Non-Welted		CK	FK	DP	VISCO	AIR	PWR	BP	SU	LBS	C	Overall Dimensions		
									#	SIZE											W"	D"	H"
9F00-10 Large Ottoman	669	669	689	699	709	9						39						2	53	17.55	38	38	21
9F00-22 90* Corner Wedge	909	919	939	949	969	19			2	22 x 22	29	39	49					5	80	34.33	39	39	39
9F00-39 Armless Chair	699	709	729	739	759	19					29	39						5	70	34.33	39	39	39

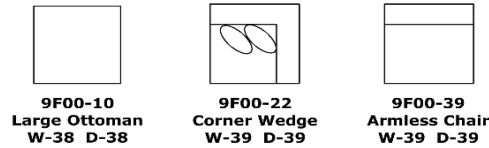
FEATURES

- Connectors:** Not available on this style
- Toss Pillow Types Available:** No fabric restrictions on pillows; leather and vinyl pillows not available
- Backs:** Webbing Support, Loose, Poly Fiber Fill in a Channel Bag with Zipper Access
- Seats:** Sinuous Wire Support, Block Foam with Poly Fiber Wrap, Ventilated, Reversible*
 *Ottoman has attached seat cushion
- Legs:** 3.75" x 1.5", Screw-In Wood



9F00 Series - Scottie

Components



Popular Configurations

<p>-10, -22, -39, -39, -22</p>	<p>C 3885 D 3925 E 4025 F 4075 G 4165</p>	<p>-10, -22, -39, -22</p>	<p>C 3186 D 3216 E 3296 F 3336 G 3406</p>	<p>-10, -22, -39, -39, -22, -10</p>	<p>C 4554 D 4594 E 4714 F 4774 G 4874</p>	<p>-22, -39, -22</p>	<p>C 2517 D 2547 E 2607 F 2637 G 2697</p>
<p>-10, -39, -22, -39, -39, -22</p>	<p>C 4584 D 4634 E 4754 F 4814 G 4924</p>	<p>-10, -39, -22, -39, -39, -22, -10</p>	<p>C 5253 D 5303 E 5443 F 5513 G 5633</p>	<p>-39, -22, -39, -39, -22, -39</p>	<p>C 4614 D 4674 E 4794 F 4854 G 4974</p>	<p>-22, -39, -39, -22</p>	<p>C 3216 D 3256 E 3336 F 3376 G 3456</p>

9F00 Series - Scottie

We do our best to provide the most accurate information.
 However, as with all handcrafted products, dimensions,
 weights, & cubes are approximate.

East

STATIONARY
April 2, 2026

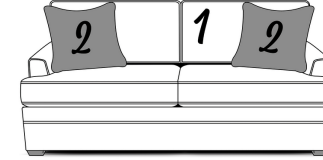
9R00 Series - Hallie

Type 1, 6, 11 & 14 Fabric

Style Number and Description	C	D	E	F	G	ADD	Style #	ADD	Welted		CK	FK	DP	VISCO	AIR	PWR	BP	SU	LBS	C	Overall Dimensions		
									#	SIZE											ADD	ADD	ADD
9R05 Sofa	1269	1289	1319	1349	1369	29			2	20 x 20	49	79	49					8	109	55.42	72	38	35
9R06 Loveseat	1239	1259	1279	1309	1329	29			2	20 x 20	39	49	49					6	102	41.56	54	38	35

FEATURES

Toss Pillow Types Available: No fabric restrictions on pillows; leather and vinyl pillows not available
Backs: Sinuous Wire Support, Semi-Attached, Poly Fiber Fill in a Channel Bag with Zipper Access
Seats: Sinuous Wire Support, Block Foam with Poly Fiber Wrap, Ventilated, Reversible
Legs: 3.75" x 1.5", Screw-In Wood



9R00 Series - Hallie

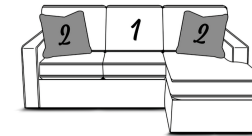
9X00 Series - Norris

Type 1, 6, 11 & 14 Fabric; Chair also 22

Style Number and Description	C	D	E	F	G	ADD	Style #	ADD	Welted		CK	FK	DP	VISCO	AIR	PWR	BP	SU	LBS	C	Overall Dimensions		
									#	SIZE											ADD	ADD	ADD
9X04 Chair	809	819	839	859	869	19					29	39						4	75	30.02	35	39	38
9X05 Sofa	1339	1359	1389	1419	1439	29			2	20 x 20	49	79	49					9	143	68.61	80	39	38
9X06 Loveseat	1309	1329	1349	1379	1399	29			2	20 x 20	39	49	49					7	107	48.89	57	39	38
9X09 Queen Sleeper	1819	1839	1869	1889	1919	29			2	20 x 20	49		49	169	489			9	200	68.61	80	39	38
9X00-25 Floating Ottoman Chaise	509	519	539	549	569	19					29							2	34	17.71	30	51	20

FEATURES

Toss Pillow Types Available: No fabric restrictions on pillows; leather and vinyl pillows not available
Backs: Sinuous Wire Support, Semi-Attached, Poly Fiber Fill in a Channel Bag with Zipper Access
Seats: Sinuous Wire Support, Block Foam with Poly Fiber Wrap, Ventilated, Reversible
Legs: 1.5", Screw-In Plastic



9X00 Series - Norris

We do our best to provide the most accurate information.
 However, as with all handcrafted products, dimensions,
 weights, & cubes are approximate.

East

RECLINING
April 2, 2026

210 Series - Marybeth

Type 1, 6, 11, 14 & 22 Fabric

Style Number and Description	C	D	E	F	G	ADD	Style #	ADD	#	SIZE	CK ADD	FK ADD	DP ADD	VISCO ADD	AIR ADD	PWR ADD	BP ADD	SU	LBS	C	Overall Dimensions		
																					W"	D"	H"
210-32 Min Prox Recliner	839	849	859	879	889	19										129	189	3	79	25.44	33	36	37
210-32R Min Prox Recliner w/handle	839	849	859	879	889	19												3	79	25.44	33	36	37
210-52 Rocker Recliner	839	849	859	879	889	19										129	189	3	119	25.44	33	36	37
210-52R Rocker Recliner w/handle	839	849	859	879	889	19												3	119	25.44	33	36	37
210-55R Reclining Lift Chair	1279	1289	1299	1319	1329	19										INCL	189	3	156	25.44	33	36	37
210-70 Swivel Gliding Recliner	959	969	989	999	1019	19												3	88	25.44	33	36	37
210-70R Swivel Gliding Recl w/handle	959	969	989	999	1019	19												3	88	25.44	33	36	37

FEATURES

Toss Pillow Types Available: Not available
Backs: Non-Removable, Webbing & Sinuous Wire Support, Attached, Poly Fiber Fill with Zipper Access
Seats: Sinuous Wire Support, Block Foam with Poly Fiber cap
Legs: Glide, Integral Part of Frame



210 Series - Marybeth

2Q00 Series


Type 1, 11, 14 & 22 Fabric

ALSO AVAILABLE IN LEATHER. PLEASE SEE THE
 2Q00AL IN THE LEATHER SECTION.

Style Number and Description	C	D	E	F	G	ADD	Style #	ADD	#	SIZE	CK ADD	FK ADD	DP ADD	VISCO ADD	AIR ADD	PWR ADD	BP ADD	SU	LBS	C	Overall Dimensions		
																					W"	D"	H"
2Q00-32 Min Prox Recliner	1169	1179	1199	1209	1229	19										129	189	5	102	33.00	34	39	43
2Q00-52 Rocker Recliner	1169	1179	1199	1209	1229	19										129	189	5	102	33.00	34	39	43
2Q00-70 Swivel Gliding Recliner	1299	1309	1319	1339	1349	19												5	102	33.00	34	39	43

FEATURES

Toss Pillow Types Available: Not available
Backs: Webbing Support, Semi-Attached, Block Foam with Poly Fiber Wrap with Zipper Access, Removable
Seats: Sinuous Wire Support, Pillow Top, Block Foam with Poly Fiber Wrap
Legs: Glide, Integral Part of Frame



2Q00 Series

We do our best to provide the most accurate information.
 However, as with all handcrafted products, dimensions,
 weights, & cubes are approximate.

East

RECLINING
April 2, 2026

3R00 Series

Type 1, 11, 14 & 22 Fabric

ALSO AVAILABLE IN LEATHER. PLEASE SEE THE
 3R00AL IN THE LEATHER SECTION.

Style Number and Description	C	D	E	F	G	ADD	Style #	ADD	#	SIZE	For Each Add'l Grade Above G										Overall Dimensions		
											Nailhead Option	Toss Pillow Count	Coil Cushions	Frame Coil	Feather Pillows	Visco Mattress	Air Mattress	Power Upgrade	Battery Pack	Ship Units	Weight	Cubes	W"
											CK ADD	FK ADD	DP ADD	VISCO ADD	AIR ADD	PWR ADD	BP ADD	SU	LBS	C			
3R00-32 Min Prox Recliner	1019	1029	1049	1059	1079	19										129	189	4	90	29.39	31	39	42
3R00-52 Rocker Recliner	1019	1029	1049	1059	1079	19										129	189	4	90	29.39	31	39	42
3R00-70 Swivel Gliding Recliner	1139	1149	1169	1179	1199	19												4	90	29.39	31	39	42

FEATURES

Toss Pillow Types Available: Not available
Backs: Sinuous Wire Support, Attached, Poly Fiber Fill with Zipper Access, Removable
Seats: Sinuous Wire Support, Pillow Top, Block Foam with Poly Fiber Wrap
Legs: Glide, Integral Part of Frame



3R00 Series

6F00 Series

Type 1, 11, 14 & 22 Fabric

ALSO AVAILABLE IN LEATHER. PLEASE SEE THE
 6F00AL IN THE LEATHER SECTION.

Style Number and Description	C	D	E	F	G	ADD	Style #	ADD	#	WELTED SIZE	For Each Add'l Grade Above G										Overall Dimensions		
											Nailhead Option	Toss Pillow Count	Coil Cushions	Frame Coil	Feather Pillows	Visco Mattress	Air Mattress	Power Upgrade	Battery Pack	Ship Units	Weight	Cubes	W"
											CK ADD	FK ADD	DP ADD	VISCO ADD	AIR ADD	PWR ADD	BP ADD	SU	LBS	C			
6F00-32 Min Prox Recliner	1149	1159	1169	1189	1199	19										129	189	5	97	37.50	36	40	45
6F00-52 Rocker Recliner	1149	1159	1169	1189	1199	19										129	189	5	97	37.50	36	40	45
6F00-70 Swivel Gliding Recliner	1269	1279	1299	1309	1329	19												5	97	37.50	36	40	45

FEATURES

Toss Pillow Types Available: Not available
Backs: Sinuous Wire Support, Attached, Poly Fiber Fill with Zipper Access, Removable
Seats: Sinuous Wire Support, Pillow Top, Block Foam with Poly Fiber Wrap
Legs: Glide, Integral Part of Frame



6F00 Series

We do our best to provide the most accurate information.
 However, as with all handcrafted products, dimensions,
 weights, & cubes are approximate.

East

RECLINING
April 2, 2026

7300 Series - Seneca Falls

Type 1, 11 & 14 Fabric

ALSO AVAILABLE IN LEATHER. PLEASE SEE THE
 7300L IN THE LEATHER SECTION.

Style Number and Description	C	D	E	F	G	ADD	Style #	ADD	Non-Welted #	SIZE	CK ADD	FK ADD	DP ADD	VISCO ADD	AIR ADD	PWR ADD	BP ADD	SU	LBS	C	Overall Dimensions		
																					W"	D"	H"
7300-05 RAF Chaise Lounge	889	899	909	929	939	19												8	100	58.09	39	66	39
7300-06 LAF Chaise Lounge	889	899	909	929	939	19												8	100	58.09	39	66	39
7300-18 Storage Console w/Cup Holders	389	399	409	419	429	9												2	33	12.64	14	40	39
7300-22 Super Wedge	839	849	869	879	899	19			2	20 x 20			49					8	78	59.58	66	40	39
7300-39 Armless Chair	449	449	459	469	479	9												3	50	21.67	24	40	39
7300-40 Armless Sofa	829	839	859	879	889	19												8	95	55.97	62	40	39
730054P Armless Reclining Chair	849	859	869	889	899	19										INCL	189	3	80	21.67	24	40	39
7300-57 RAF Recl Chair	849	859	869	889	899	19										129	189	4	97	30.69	34	40	39
7300-58 LAF Recl Chair	849	859	869	889	899	19										129	189	4	97	30.69	34	40	39

FEATURES

Toss Pillow Types Available:

No fabric restrictions on pillows; leather and vinyl pillows not available

Backs:

Non-Removable, Sinuous Wire Support, Semi-Attached, Poly Fiber Fill with Zipper Access

Seats:

Sinuous Wire Support, Pillow Top & Block Foam with Poly Fiber Wrap in a Muslin bag

Legs:

-05/-06, -57/-58: 1.5", Screw-In Plastic
 -18, -22, -39, -40, -54P: Glide Nail-on

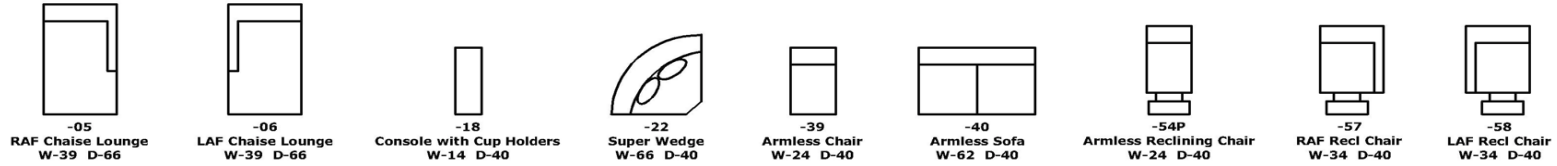


7300 Series - Seneca Falls

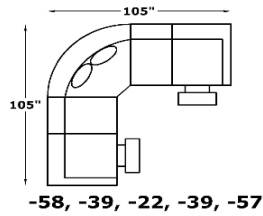
We do our best to provide the most accurate information.
 However, as with all handcrafted products, dimensions,
 weights, & cubes are approximate.

RECLINING
April 2, 2026

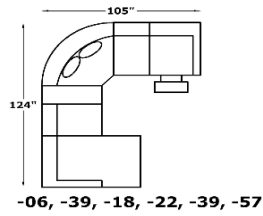
Components



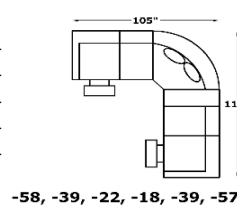
Popular Configurations



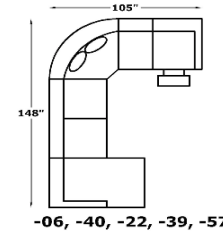
- C 3835
- D 3875
- E 3935
- F 4015
- G 4075



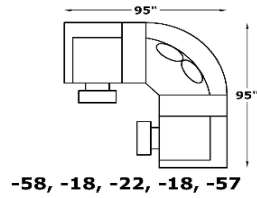
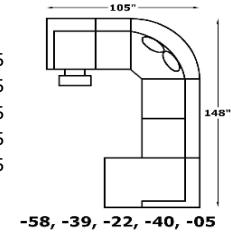
- C 3864
- D 3904
- E 3974
- F 4054
- G 4124



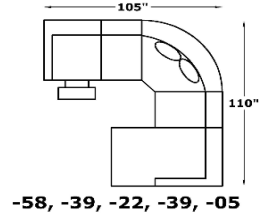
- C 3824
- D 3864
- E 3934
- F 4014
- G 4084



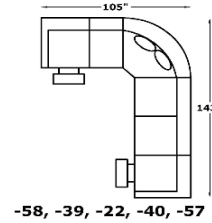
- C 3855
- D 3895
- E 3965
- F 4045
- G 4105



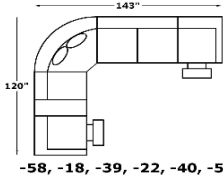
- C 3315
- D 3365
- E 3425
- F 3495
- G 3555



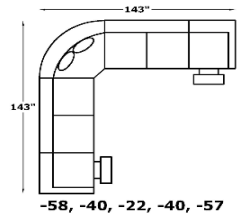
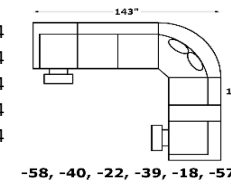
- C 3475
- D 3505
- E 3565
- F 3635
- G 3695



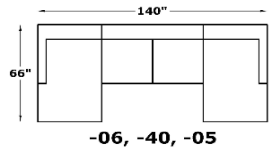
- C 3815
- D 3855
- E 3925
- F 4005
- G 4065



- C 4604
- D 4664
- E 4744
- F 4844
- G 4914



- C 4195
- D 4245
- E 4325
- F 4415
- G 4475



- C 2607
- D 2637
- E 2677
- F 2737
- G 2767

7300 Series - Seneca Falls

We do our best to provide the most accurate information.
However, as with all handcrafted products, dimensions,
weights, & cubes are approximate.

East

RECLINING
April 2, 2026

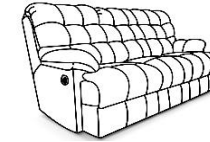
EZ200 Series

Type 1, 11 & 14 Fabric

Style Number and Description	C	D	E	F	G	ADD	Style #	ADD	#	SIZE	For Each Add'l Grade Above G										Overall Dimensions		
											Nailhead Option	Toss Pillow Count	Coil Cushions	Frame Coil	Feather Pillows	Visco Mattress	Air Mattress	Power Upgrade	Battery Pack	Ship Units	Weight	Cubes	W"
	CK ADD	FK ADD	DP ADD	VISCO ADD	AIR ADD	PWR ADD	BP ADD	SU	LBS	C	W"	D"	H"										
EZ201 Dbl Recl Sofa	1799	1819	1849	1879	1899	29									249	189	12	215	88.76	87	41	43	
EZ203 Dbl Reclining Loveseat	1769	1789	1809	1839	1859	29									249	189	9	186	64.28	63	41	43	
EZ20032 Min Prox. Recliner	899	909	929	939	959	19									129	189	5	89	38.77	38	41	43	
EZ20052 Rocker Recliner	899	909	929	939	959	19									129	189	5	89	38.77	38	41	43	
EZ20070 Swivel Gliding Recliner	1019	1029	1049	1069	1079	19											5	104	38.77	38	41	43	

FEATURES

Toss Pillow Types Available: Not available
Backs: Non-Removable, Webbing & Sinuous Wire Support, Semi-Attached, Poly Fiber Fill with Zipper Access
Seats: Sinuous Wire Support, Pillow Top & Block Foam with Poly Fiber Wrap
Legs: Glide, Integral Part of Frame



EZ200 Series

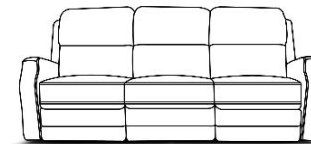
EZ1A00/EZ1A00H Series

Type 1, 11 & 14 Fabric; Recliners also 22

Style Number and Description	H = Power Tilt Headrest					ADD	Style #	ADD	#	SIZE	CK ADD	FK ADD	DP ADD	VISCO ADD	AIR ADD	PWR ADD	BP ADD	SU	LBS	C	Overall Dimensions		
	C	D	E	F	G																W"	D"	H"
EZ1A01 Dbl Recl Sofa	1749	1769	1799	1829	1849	29									249	189	10	253	69.35	79	37	41	
EZ1A03 Dbl Recl Loveseat	1719	1739	1759	1789	1809	29									249	189	7	182	49.16	56	37	41	
EZ1A032 Min Prox Recliner	979	989	1009	1029	1039	19									129	189	4	110	28.09	32	37	41	
EZ1A052 Rocker Recliner	979	989	1009	1029	1039	19									129	189	4	110	28.09	32	37	41	
EZ1A070 Swivel Gliding Recliner	1109	1119	1129	1149	1159	19											4	110	28.09	32	37	41	
EZ1A085 Double Recl Loveseat Console	1749	1769	1799	1829	1849	29									249	189	8	188	59.70	68	37	41	
EZ1A01H Dbl Recl Sofa	2249	2269	2299	2329	2349	29									INCL	189	10	253	69.35	79	37	41	
EZ1A03H Dbl Recl Loveseat	2219	2239	2259	2289	2309	29									INCL	189	7	182	49.16	56	37	41	
EZ1A32H Min Prox Recliner	1229	1239	1259	1269	1289	19									INCL	189	4	110	28.09	32	37	41	
EZ1A52H Rocker Recliner	1229	1239	1259	1269	1289	19									INCL	189	4	110	28.09	32	37	41	
EZ1A85H Double Recl Loveseat Console	2249	2269	2299	2329	2349	29									INCL	189	8	188	59.70	68	37	41	

FEATURES

Toss Pillow Types Available: Not available
Backs: Sinuous wire, Attached, Removable, Polyester Fiber Fill, Zipper Access
Seats: Sinuous Wire Support, Block Foam with Polyester Fiber Cap
Legs: Glide, Integral Part of Frame



EZ1A00/H Series

We do our best to provide the most accurate information.
 However, as with all handcrafted products, dimensions,
 weights, & cubes are approximate.

RECLINING
April 2, 2026

East

EZ1C00/EZ1C00N
E1C00H/E1C00HN Series

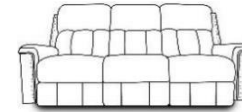
Type 1, 11 & 14 Fabric; Recliners also 22

Style Number and Description	H = Power Tilt Headrest					ADD	FINISH: BRASS		#	SIZE	CK ADD	FK ADD	DP ADD	VISCO ADD	AIR ADD	PWR ADD	BP ADD	SU	LBS	C	Overall Dimensions		
	C	D	E	F	G		Style #	ADD													W"	D"	H"
1C01 Dbl Recl Sofa	2029	2049	2069	2099	2119	29	1C01N	49							249	189	11	221	82.39	81	41	43	
1C03 Dbl Recl Loveseat	1989	2009	2039	2059	2089	29	1C03N	49							249	189	8	165	59.94	59	41	43	
1C32 Min. Prox. Recliner	1139	1149	1169	1179	1199	19	1C32N	29							129	189	5	92	36.73	36	41	43	
1C52 Rocker Recliner	1139	1149	1169	1179	1199	19	1C52N	29							129	189	5	95	36.73	36	41	43	
1C70 Swivel Gliding Recliner	1259	1269	1289	1309	1319	19	1C70N	29									5	92	36.73	36	41	43	

1C01H Dbl Recl Sofa	2519	2539	2569	2599	2619	29	1C01HN	49							INCL	189	11	241	82.39	81	41	43
1C03H Dbl Recl Loveseat	2489	2509	2529	2559	2579	29	1C03HN	49							INCL	189	8	185	59.94	59	41	43
1C32H Min. Prox. Recliner	1389	1399	1419	1429	1449	19	1C32HN	29							INCL	189	5	92	36.73	36	41	43
1C52H Rocker Recliner	1389	1399	1419	1429	1449	19	1C52HN	29							INCL	189	5	95	36.73	36	41	43

FEATURES

Toss Pillow Types Available: Not available
Backs: Non-Removable, Webbing & Sinuous Wire Support, Semi-Attached, Poly Fiber Fill with Zipper Access
Seats: Sinuous Wire Support, Pillow Top & Block Foam with Poly Fiber Wrap
Legs: Glide, Integral Part of Frame



EZ1C00/EZ1C00N/E1C00H/E1C00HN Series

EZ1R00/EZ1R00H Series

Type 1, 11 & 14 Fabric; Recliners also 22

Style Number and Description	H = Power Tilt Headrest					ADD	Style #	ADD	#	SIZE	CK ADD	FK ADD	DP ADD	VISCO ADD	AIR ADD	PWR ADD	BP ADD	SU	LBS	C	Overall Dimensions		
	C	D	E	F	G																W"	D"	H"
EZ1R01 Dbl Recl Sofa	2189	2209	2229	2259	2279	29									249	189	11		83.61	84	40	43	
EZ1R032 Min. Prox. Recliner	1289	1299	1319	1329	1349	19									129	189	5		38.82	39	40	43	
EZ1R052 Rocker Recliner	1289	1299	1319	1329	1349	19									129	189	5		38.82	39	40	43	
EZ1R070 Swivel Gliding Recliner	1409	1419	1439	1459	1469	19													38.82	39	40	43	
EZ1R085 Dbl Recl Loveseat Console	2189	2209	2229	2259	2279	29									249	189	10		73.66	74	40	43	

EZ1R01H Dbl Recl Sofa	2679	2699	2729	2759	2779	29									INCL	189	11		83.61	84	40	43
EZ1R32H Min. Prox. Recliner	1539	1549	1569	1579	1599	19									INCL	189	5		38.82	39	40	43
EZ1R52H Rocker Recliner	1539	1549	1569	1579	1599	19									INCL	189	5		38.82	39	40	43
EZ1R85H Dbl Recl Loveseat Console	2679	2699	2729	2759	2779	29									INCL	189	10		73.66	74	40	43

FEATURES

Toss Pillow Types Available: Not available
Backs: Removable, Webbing Support, Semi-Attached, Poly Fiber Fill with Zipper Access
Seats: Sinuous Wire Support, Pillow Top & Block Foam with Poly Fiber Wrap
Legs: Glide, Integral Part of Frame



EZ1R00/EZ1R00H Series

We do our best to provide the most accurate information.
 However, as with all handcrafted products, dimensions,
 weights, & cubes are approximate.

RECLINING
 April 2, 2026

East

EZ3600/EZ3600H3 Series

Type 1, 11 & 14

H3 = Power Tilt
 Headrest &
 Adjustable Lumbar

Style Number and Description	C	D	E	F	G	ADD	Style #	ADD	#	SIZE	For Each Add'l Grade Above G										Overall Dimensions			
											CK	FK	DP	VISCO	AIR	PWR	BP	SU	LBS	C	W"	D"	H"	
EZ36020 Super Wedge	969	979	989	1009	1019	19												11	89	77.58	76	42	42	
EZ36039 Armless Chair	629	639	659	669	689	19												4		23.48	23	42	42	
EZ36059 RAF Recl Loveseat	1529	1549	1569	1599	1619	29											129	189	8	145	57.17	56	42	42
EZ36060 LAF Recl Loveseat	1529	1549	1569	1599	1619	29											129	189	8	145	57.17	56	42	42
EZ36082 LAF Dbl Recl Loveseat Console	2039	2059	2089	2119	2139	29											129	189	11	261	72.48	71	42	42
EZ36083 RAF Dbl Recl Loveseat Console	2039	2059	2089	2119	2139	29											129	189	11	261	72.48	71	42	42
E3659H3 RAF Recl Loveseat	1899	1919	1949	1969	1999	29											INCL	189	8	145	57.17	56	42	42
E3660H3 LAF Recl Loveseat	1899	1919	1949	1969	1999	29											INCL	189	8	145	57.17	56	42	42
E3682H3 LAF Dbl Recl Loveseat Console	2789	2809	2839	2859	2889	29											INCL	189	11	261	72.48	71	42	42
E3683H3 RAF Dbl Recl Loveseat Console	2789	2809	2839	2859	2889	29											INCL	189	11	261	72.48	71	42	42

FEATURES

- Toss Pillow Types Available:** Not available
- Backs:** Removable, Webbing Support, Semi-Attached, Poly Fiber Fill with Zipper Access
- Seats:** Sinuous Wire Support, Pillow Top & Block Foam with Poly Fiber Wrap
- Legs:** -59/-60, -82/-83: Glide, Integral Part of Frame
 -20/-39: 3", Screw-In Plastic

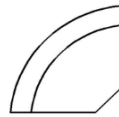


EZ3600/EZ3600H3 Series

We do our best to provide the most accurate information.
 However, as with all handcrafted products, dimensions,
 weights, & cubes are approximate.

RECLINING
April 2, 2026

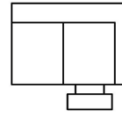
Components



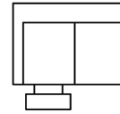
-20
Super Wedge
 W-76 D-42



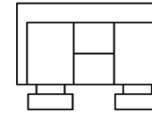
-39
Armless Chair
 W-23 D-42



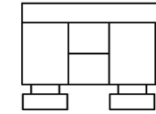
-59/H3
RAF Recl Loveseat
 W-56 D-42



-60/H3
LAF Recl Loveseat
 W-56 D-42

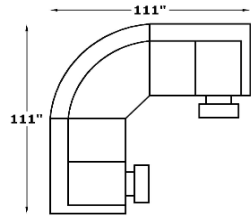


-82/H3
LAF Dbl Recl Loveseat Console
 W-71 D-42



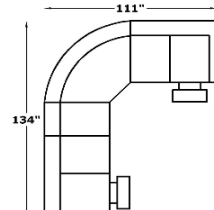
-83/H3
RAF Dbl Recl Loveseat Console
 W-71 D-42

Popular Configurations



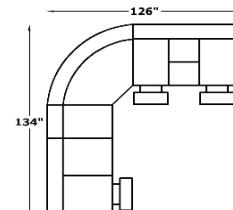
-60, -20, -59

- C 4027
- D 4077
- E 4127
- F 4207
- G 4257



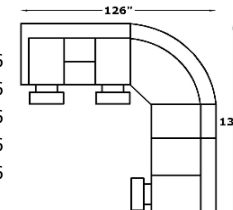
-60, -39, -20, -59

- C 4656
- D 4716
- E 4786
- F 4876
- G 4946

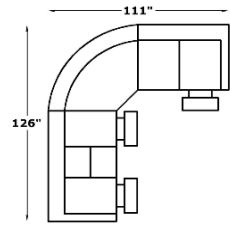


-60, -39, -20, -83

- C 5166
- D 5226
- E 5306
- F 5396
- G 5466



-82, -20, -39, -59



-82, -20, -59

- C 4537
- D 4587
- E 4647
- F 4727
- G 4777

EZ3600/EZ3600H3 Series

We do our best to provide the most accurate information.
 However, as with all handcrafted products, dimensions,
 weights, & cubes are approximate.

East

RECLINING
April 2, 2026

EZ4F00/EZ4F00H Series

Type 1, 11 & 14; Chair also 22

Style Number and Description	H = Power Tilt Headrest					ADD	Style #	ADD	Non-Welted		CK	FK	DP	VISCO	AIR	PWR	BP	SU	LBS	C	Overall Dimensions		
	C	D	E	F	G				#	SIZE											ADD	ADD	ADD
EZ4F01 Dbl Recl Sofa	2409	2429	2459	2479	2509	29			2	20 x 20			49			INCL	189	10	289	76.59	81	38	43
EZ4F03 Dbl Recl Loveseat	2369	2389	2419	2439	2469	29			2	20 x 20			49			INCL	189	8	257	55.79	59	38	43
EZ4F031 Motion Chair	1469	1479	1499	1509	1529	19										INCL	189	4		32.15	34	38	43
EZ4F01H Dbl Recl Sofa	2659	2679	2709	2729	2759	29			2	20 x 20			49			INCL	189	10	289	76.59	81	38	43
EZ4F03H Dbl Recl Loveseat	2619	2639	2669	2689	2719	29			2	20 x 20			49			INCL	189	8	257	55.79	59	38	43
EZ4F31H Motion Chair	1599	1609	1619	1639	1649	19										INCL	189	4		32.15	34	38	43

FEATURES

Toss Pillow Types Available:

No fabric restrictions on pillows; leather and vinyl pillows not available

Backs:

Sinuous Wire Support, Semi-Attached, Poly Fiber Fill with Zipper Access, Removable

Seats:

Sinuous Wire Support, Block Foam with Poly Fiber Cap

Legs:

-01/-03: Glide, Integral Part of Frame
 3.25" x 2.25" x 3.75", Screw-In Wood



EZ4F00/EZ4F00H Series

We do our best to provide the most accurate information.
However, as with all handcrafted products, dimensions,
weights, & cubes are approximate.

East

RECLINING
April 2, 2026

EZ5H00/EZ5H00N Series

Type 1, 11, 14 & 22 Fabric

ALSO AVAILABLE IN LEATHER. PLEASE SEE THE
EZ5H00AL IN THE LEATHER SECTION.

Style Number and Description	C	D	E	F	G	ADD	FINISH: BRASS		#	SIZE	CK ADD	FK ADD	DP ADD	VISCO ADD	AIR ADD	PWR ADD	BP ADD	SU	LBS	C	Overall Dimensions		
							Style #	ADD													W"	D"	H"
EZ5H032 Min Prox Recliner	929	939	949	969	979	19	EZ5H32N	29								129	189	5	95	33.22	35	41	40
EZ5H052 Rocker Recliner	929	939	949	969	979	19	EZ5H52N	29								129	189	5	93	33.22	35	41	40
EZ5H070 Swivel Gliding Recliner	1049	1059	1079	1089	1109	19	EZ5H70N	29										5	110	33.22	35	41	40

FEATURES

Toss Pillow Types Available: Not available
Backs: Non-Removable, Webbing & Sinuous Wire Support, Attached, Poly Fiber Fill with Zipper Access
Seats: Sinuous Wire Support, Block Foam with Poly Fiber Wrap
Legs: Glide, Integral Part of Frame



EZ5H00/EZ5H00N Series

EZ5H60/EZ5H60N Series

Restricted Covers

Style Number and Description	Select Covers	ADD	FINISH: BRASS		#	SIZE	CK ADD	FK ADD	DP ADD	VISCO ADD	AIR ADD	PWR ADD	BP ADD	SU	LBS	C	Overall Dimensions		
			Style #	ADD													W"	D"	H"
EZ5H632 Min Prox Recliner	1129		E5H632N	29								129	189	5	95	33.22	35	41	40
EZ5H652 Rocker Recliner	1129		E5H652N	29								129	189	5	93	33.22	35	41	40
EZ5H670 Swivel Glider Recliner	1259		E5H670N	29										5	110	33.22	35	41	40

1st Pattern Options



Amador Mocha, Saddle
 Amity Dusty
 Bueterra Sterling
 Cowabunga Palomino
 Deer Valley Canyon
 Eaglet Ceramic, Mushroom
 El Toro Barnwood, Cement
 Encinitas Ruby, Stone

Fairbanks Evergreen
 Marshal Coffee, Midnight
 Northwest Mink, Paloma
 Olens Cabin Stone
 Ottawa Sand
 Pinto Tobacco
 Ridgetop Stone
 Texas Canyon

Thunderbird Dune
 Tribeca Graphite

2nd Pattern Options

Amador Mocha, Saddle
 Amity Dusty
 Eaglet Ceramic, Mushroom
 El Toro BarnWood, Cement
 Marshal Coffee, Midnight
 Northwest Mink, Paloma
 Pinto Tobacco



EZ5H60/EZ5H60N Series

FEATURES

Toss Pillow Types Available: Not available
Backs: Non-Removable, Webbing & Sinuous Wire Support, Attached, Poly Fiber Fill with Zipper Access
Seats: Sinuous Wire Support, Block Foam with Poly Fiber Wrap
Legs: Glide, Integral Part of Frame

We do our best to provide the most accurate information.
 However, as with all handcrafted products, dimensions,
 weights, & cubes are approximate.

East

RECLINING
April 2, 2026

EZ5W00 Series

Type 1, 11, 14 & 22 Fabric

ALSO AVAILABLE IN LEATHER. PLEASE SEE THE
 EZ5W00AL IN THE LEATHER SECTION.

Style Number and Description	For Each Add'l Grade Above G					ADD	Style #	ADD	#	SIZE	Options										Overall Dimensions		
	C	D	E	F	G						CK ADD	FK ADD	DP ADD	VISCO ADD	AIR ADD	PWR ADD	BP ADD	SU	LBS	C	W"	D"	H"
EZ5W032 Min Prox Recliner	939	949	969	979	999	19										129	189	5	89	38.77	38	41	43
EZ5W052 Rocker Recliner	939	949	969	979	999	19										129	189	5	97	38.77	38	41	43
EZ5W070 Swivel Gliding Recliner	1059	1069	1089	1109	1119	19												5	103	38.77	38	41	43

FEATURES

Toss Pillow Types Available: Not available
Backs: Non-Removable, Webbing & Sinuous Wire Support, Attached, Poly Fiber Fill with Zipper Access
Seats: Sinuous Wire Support, Block Foam with Poly Fiber Wrap
Legs: Glide, Integral Part of Frame



EZ5W00 Series

EZ6D00R Series

Type 1, 11 & 14 Fabric

Power Tilt Headrest
Standard

Style Number and Description	Power Tilt Headrest					ADD	Style #	ADD	#	SIZE	Options										Overall Dimensions		
	C	D	E	F	G						CK ADD	FK ADD	DP ADD	VISCO ADD	AIR ADD	PWR ADD	BP ADD	SU	LBS	C	W"	D"	H"
EZ6D01R Dbl Recl Sofa	2319	2339	2369	2389	2419	29										INCL	189	12	225	84.43	89	40	42
EZ6D32R Min Prox Recliner	1459	1469	1479	1499	1509	19										INCL	189	7	126	46.48	49	40	42
EZ6D85R Dbl Recl Loveseat Storage Console	2399	2419	2449	2469	2499	29										INCL	189	11	226	76.84	81	40	42

Topstitch ONLY available in golden brown

FEATURES

Toss Pillow Types Available: Not available
Backs: Removable, Webbing & Sinuous Wire Support, Semi-Attached, Poly Fiber Fill with Zipper Access
Seats: Sinuous Wire Support, Pillow Top & Block Foam with Poly Fiber Wrap
Legs: Glide, Integral Part of Frame



EZ6D00R Series

We do our best to provide the most accurate information.
 However, as with all handcrafted products, dimensions,
 weights, & cubes are approximate.

East

RECLINING
April 2, 2026

EZ6G00 Series

Type 1, 11 & 14 Fabric

Style Number and Description	C	D	E	F	G	ADD	Style #	ADD	#	SIZE	Toss Pillow Count		Coil Cushions		Frame Coil		Feather Pillows		Visco Mattress		Air Mattress		Power Upgrade		Battery Pack		Ship Units		Weight		Cubes		Overall Dimensions		
											CK ADD	FK ADD	DP ADD	VISCO ADD	AIR ADD	PWR ADD	BP ADD	SU	LBS	C	W"	D"	H"												
EZ6G055 Reclining Lift Chair	1509	1519	1539	1549	1569	19																INCL	189	6	144	39.72	39	40	44						

FEATURES

Toss Pillow Types Available: Not available
Backs: Removable, Sinuous Wire Support, Attached, Poly Fiber Fill with Zipper Access
Seats: Sinuous Wire Support, Pillow Top & Block Foam with Poly Fiber Wrap
Legs: Glide, Integral Part of Frame



EZ6G00 Series

EZ6X00 Series

Type 1, 11, 14 & 22 Fabric

ALSO AVAILABLE IN LEATHER. PLEASE SEE THE
 EZ6X00AL IN THE LEATHER SECTION.

Style Number and Description	C	D	E	F	G	ADD	Style #	ADD	#	SIZE	Toss Pillow Count		Coil Cushions		Frame Coil		Feather Pillows		Visco Mattress		Air Mattress		Power Upgrade		Battery Pack		Ship Units		Weight		Cubes		Overall Dimensions		
											CK ADD	FK ADD	DP ADD	VISCO ADD	AIR ADD	PWR ADD	BP ADD	SU	LBS	C	W"	D"	H"												
EZ6X032 Min Prox Recliner	1039	1049	1069	1089	1099	19																129	189	4	105	29.56	32	38	42						
EZ6X052 Rocker Recliner	1039	1049	1069	1089	1099	19																129	189	4	105	29.56	32	38	42						
EZ6X070 Swivel Gliding Recliner	1169	1179	1189	1209	1219	19																		4	105	29.56	32	38	42						

FEATURES

Toss Pillow Types Available: Not available
Backs: Removable, Webbing Support, Semi-Attached, Poly Fiber Fill in a Channel Bag with Zipper Access
Seats: Sinuous Wire Support, Block Foam with Poly Fiber Cap
Legs: Glide, Integral Part of Frame



EZ6X00 Series

East

We do our best to provide the most accurate information.
 However, as with all handcrafted products, dimensions,
 weights, & cubes are approximate.

RECLINING
April 2, 2026


EZ9P00 Series

Type 1, 11 & 14 Fabric

Style Number and Description	C	D	E	F	G	ADD	STANDARD FINISH: BRASS		#	SIZE	Toss Pillow Count		Coil Cushions		Frame Coil		Feather Pillows		Visco Mattress		Air Mattress		Power Upgrade		Battery Pack		Ship Units Weight		Cubes		Overall Dimensions		
							Style #	ADD			CK ADD	FK ADD	DP ADD	VISCO ADD	AIR ADD	PWR ADD	BP ADD	SU	LBS	C	W"	D"	H"										
EZ9P055 Reclining Lift Chair	1369	1379	1389	1409	1419	19		INCL												INCL	189	5	131	38.63	37	41	44						

FEATURES

- Toss Pillow Types Available:** Not available
- Backs:** Removable, Sinuous Wire Support, Attached, Poly Fiber Fill with Zipper Access
- Seats:** Sinuous Wire Support, Pillow Top & Block Foam with Poly Fiber Wrap
- Legs:** Glide, Integral Part of Frame



EZ9P00 Series

We do our best to provide the most accurate information.
 However, as with all handcrafted products, dimensions, weights,
 & cubes are approximate.

LEATHER
 April 2, 2026

East

1430LR Series - Monroe

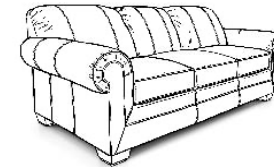
Type 10 & 25 All Leather

ALSO AVAILABLE IN FABRIC. PLEASE
 SEE 1430R IN STATIONARY.

Style Number and Description	Choice & Select		Prime	ADD	Style #	ADD	#	SIZE	For Each Add'l Grade Above G	Nailhead Option	Toss Pillow Count	Down Cushion	Frame Coil	Feather Pillows	Visco Mattress	Air Mattress	Power Upgrade	Battery Pack	Ship Units	Weight	Cubes	Overall Dimensions		
	ADD	ADD							DC ADD	FK ADD	DP ADD	VISCO ADD	AIR ADD	PWR ADD	BP ADD	SU	LBS	C	W"	D"	H"			
144SLR Chair - Standard Size	1589	1719																	5	74	33.10	43	38	35
1435LR Sofa	2329	2579																	9	136	66.96	87	38	35
1436LR Loveseat	2289	2479																	7	109	50.03	65	38	35
147SLR Ottoman - Standard Size	679	739																	1	27	5.84	27	22	17

FEATURES

Backs: Sinuous Wire Support, Attached, Block Foam with Poly Fiber Wrap
Seats: Crown Cushion, Sinuous Wire Support, Block Foam with Poly Fiber Wrap, Ventilated, Non-Reversible
Legs: 5.5" x 5.5" x 3", Bolt-On Wood; Glides also one adjustable leg 2.625"
Optional Pillow Types Available: No fabric restrictions on pillows; leather and vinyl pillows not available



1430LR Series - Monroe

Style Number and Pillow Description	Count	Grade	C-G	H-L	M-Q	R-V	W-Z
Sofa 20" Welled Square Feather	2	Total	139	159	199	219	239
Loveseat 20" Welled Square Feather	2	Price	139	159	199	219	239

To order additional pillows, see Toss Pillows on page C-1 & C-2

2Q00AL Series

Type 10 & 25 All Leather

ALSO AVAILABLE IN FABRIC. PLEASE
 SEE 2Q00 IN RECLINING.

Style Number and Description	Choice & Select		Prime	ADD	Style #	ADD	#	SIZE	CK	FK	DP	VISCO	AIR	PWR	BP	SU	LBS	C	Overall Dimensions		
	ADD	ADD							ADD	ADD	ADD	ADD	ADD	ADD	ADD	ADD	ADD	ADD	ADD	ADD	ADD
2Q032AL Min Prox Recliner	1769	1889												129	189	5	102	33.00	34	39	43
2Q052AL Rocker Recliner	1769	1889												129	189	5	102	33.00	34	39	43
2Q070AL Swivel Glider Recliner	1889	2019														5	102	33.00	34	39	43

FEATURES

Toss Pillow Types Available: Not available
Backs: Webbing Support, Semi-Attached, Block Foam with Poly Fiber Wrap with Zipper Access, Removable
Seats: Sinuous Wire Support, Pillow Top, Block Foam with Poly Fiber Wrap
Legs: Glide, Integral Part of Frame



2Q00AL Series

We do our best to provide the most accurate information.
 However, as with all handcrafted products, dimensions, weights,
 & cubes are approximate.

LEATHER
 April 2, 2026

East

2R00LR/2R00LNR Series - Rondell

Type 10 & 25 All Leather

ALSO AVAILABLE IN FABRIC. PLEASE
 SEE 2R00R IN STATIONARY.

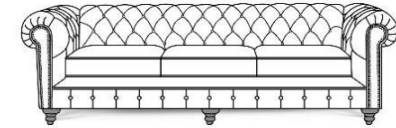
Style Number and Description	Choice & Prime		ADD	FINISH: BRASS		#	SIZE	DC ADD	FK ADD	DP ADD	VISCO ADD	AIR ADD	PWR ADD	BP ADD	SU	LBS	C	Overall Dimensions		
	Select	Prime		Style #	ADD													W"	D"	H"
2R04LR Chair	2339	2469		2R04LNR	29			69	39						6	114	44.63	57	41	33
2R05LR Sofa	2979	3229		2R05LNR	49			189	79						11	169	77.52	99	41	33
2R06LR Loveseat	2939	3129		2R06LNR	49			129	49						8	132	58.72	75	41	33
2R07LR Ottoman	919	979													2	32	11.20	43	25	18

FEATURES

- Backs:** Sinuous Wire Support, Attached, Block Foam with Poly Fiber Wrap
- Seats:** Crown Cushion, Sinuous Wire Support, Block Foam with Poly Fiber Wrap, Ventilated, Non-Reversible
Ventilated, Non-Reversible
- Legs:** 4.5" x 5.25", Screw-In Wood
- Optional Pillow Types Available:** No fabric restrictions on pillows; leather and vinyl pillows not available

Style Number and Pillow Description	Count	Grade	C-G	H-L	M-Q	R-V	W-Z
Chair 20" Welled Square Feather	1	Total Price	69	79	99	109	119
Sofa 20" Welled Square Feather	2		139	159	199	219	239
Loveseat 20" Welled Square Feather	2		139	159	199	219	239

To order additional pillows, see
 Toss Pillows on page C-1 & C-2



2R00LR/2R00LNR Series - Rondell

3R00AL Series

Type 10 & 25 All Leather

ALSO AVAILABLE IN FABRIC. PLEASE
 SEE 3R00 IN RECLINING.

Style Number and Description	Choice & Prime		ADD	Style #	ADD	#	SIZE	CK ADD	FK ADD	DP ADD	VISCO ADD	AIR ADD	PWR ADD	BP ADD	SU	LBS	C	Overall Dimensions		
	Select	Prime																W"	D"	H"
3R032AL Min Prox Recliner	1589	1719											129	189	4	90	29.39	31	39	42
3R052AL Rocker Recliner	1589	1719											129	189	4	90	29.39	31	39	42
3R070AL Swivel Glider Recliner	1719	1839													4	90	29.39	31	39	42

FEATURES

- Toss Pillow Types Available:** Not available
- Backs:** Sinuous Wire Support, Attached, Poly Fiber Fill with Zipper Access, Removable
- Seats:** Sinuous Wire Support, Pillow Top, Block Foam with Poly Fiber Wrap
- Legs:** Glide, Integral Part of Frame



3R00AL Series

We do our best to provide the most accurate information.
 However, as with all handcrafted products, dimensions, weights,
 & cubes are approximate.

LEATHER
 April 2, 2026

East

5300LR/5300LNR Series - Salem

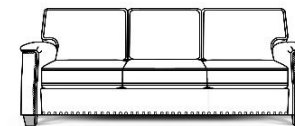
Type 10 & 25 All Leather

ALSO AVAILABLE IN FABRIC. PLEASE
 SEE 5300 IN STATIONARY.

Style Number and Description	Choice & Select	Prime	ADD	FINISH: BRASS		#	SIZE	DC ADD	FK ADD	DP ADD	VISCO ADD	AIR ADD	PWR ADD	BP ADD	SU	LBS	C	Overall Dimensions		
				Style #	ADD													W"	D"	H"
5304LR Chair	1709	1829			5304LNR	29		69	39						4	70	31.69	39	39	36
5305LR Sofa	2709	2959			5305LNR	99		189	79						10	144	71.50	88	39	36
5306LR Loveseat	2669	2859			5306LNR	99		129	49						7	104	50.67	64	38	36
5307AL Ottoman	579	639			5307ALN	29									1	22	5.75	27	23	16

FEATURES

- Backs:** Sinuous Wire Support, Semi-Attached, Block Foam with Poly Fiber Wrap with Zipper Access
- Seats:** Crown Cushion, Sinuous Wire Support, Block Foam with Poly Fiber Wrap, Ventilated, Non-Reversible
- Legs:** 3.75" x 2.75" x 3.75", Screw-In Wood
- Optional Pillow Types Available:** No fabric restrictions on pillows; leather and vinyl pillows not available



5300LR/5300LNR Series - Salem

Style Number and Pillow Description	Count	Grade	C-G	H-L	M-Q	R-V	W-Z	
Sofa 20" Welled Square Feather	2	Total	139	159	199	219	239	To order additional pillows, see
Loveseat 20" Welled Square Feather	2	Price	139	159	199	219	239	Toss Pillows on page C-1 & C-2

6F00AL Series

Type 10 & 25 All Leather

ALSO AVAILABLE IN FABRIC. PLEASE
 SEE 6F00 IN RECLINING.

Style Number and Description	Choice & Select	Prime	ADD	Style #	ADD	#	SIZE	CK ADD	FK ADD	DP ADD	VISCO ADD	AIR ADD	PWR ADD	BP ADD	SU	LBS	C	Overall Dimensions		
																		W"	D"	H"
6F032AL Min Prox Recliner	1849	1969											129	189	5	97	37.50	36	40	45
6F052AL Rocker Recliner	1849	1969											129	189	5	97	37.50	36	40	45
6F070AL Swivel Gliding Recliner	1969	2099													5	97	37.50	36	40	45

FEATURES

- Toss Pillow Types Available:** Not available
- Backs:** Sinuous Wire Support, Attached, Poly Fiber Fill with Zipper Access, Removable
- Seats:** Sinuous Wire Support, Pillow Top, Block Foam with Poly Fiber Wrap
- Legs:** Glide, Integral Part of Frame



6F00AL Series

We do our best to provide the most accurate information.
 However, as with all handcrafted products, dimensions, weights,
 & cubes are approximate.

LEATHER
 April 2, 2026

East

6200LR Series - Collegedale


Type 10 & 25 All Leather

ALSO AVAILABLE IN FABRIC. PLEASE
 SEE 6200 IN STATIONARY.

Style Number and Description	Choice & Select		Prime	ADD	Style #	ADD	#	SIZE	DC ADD	FK ADD	DP ADD	VISCO ADD	AIR ADD	PWR ADD	BP ADD	SU	LBS	C	Overall Dimensions		
	ADD	Style #																	W"	D"	H"
6204LR Chair	1129	1259							69	39						3	57	24.06	33	35	36
6205LR Sofa	1949	2199							189	79						8	101	57.60	79	35	36
6206LR Loveseat	1909	2099							129	49						6	77	40.83	56	35	36
6207AL Ottoman	539	599														1	17	5.96	26	22	18

FEATURES

- Backs:** Sinuous Wire Support, Attached, Block Foam with Poly Fiber Wrap
- Seats:** Crown Cushion, Sinuous Wire Support, Block Foam with Poly Fiber Wrap, Ventilated, Non-Reversible
- Legs:** 2.75" x 6", Screw-In Wood
- Optional Pillow Types Available:** No fabric restrictions on pillows; leather and vinyl pillows not available



6200LR Series - Collegedale

Style Number and Pillow Description	Count	Grade	C-G	H-L	M-Q	R-V	W-Z
Sofa 20" Welled Square Feather	2	Total	139	159	199	219	239
Loveseat 20" Welled Square Feather	2	Price	139	159	199	219	239

To order additional pillows, see Toss Pillows on page C-1 & C-2

We do our best to provide the most accurate information.
 However, as with all handcrafted products, dimensions, weights,
 & cubes are approximate.

LEATHER
 April 2, 2026

East

6250LR Series - Baylor

Type 10 & 25 All Leather

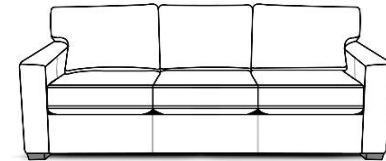
Style Number and Description	Choice & Prime		ADD	Style #	ADD	#	SIZE	Toss Pillow Count								SU	LBS	C	Overall Dimensions			
	Select	Prime						DC ADD	FK ADD	DP ADD	VISCO ADD	AIR ADD	PWR ADD	BP ADD	BP ADD				BP ADD	BP ADD	BP ADD	BP ADD
62504LR Chair 1/2	1519	1639						69	39								5	85	36.83	43	40	37
62510AL Large Ottoman	669	729															1		9.24	35	24	19
6255LR Sofa	2659	2909						189	79								10	158	75.37	88	40	37
6256LR Loveseat	2619	2809						129	49								7	109	53.96	63	40	37
62505LR RAF Chaise Lounge	1819	2009						69	39								6	102	45.14	31	68	37
62506LR LAF Chaise Lounge	1819	2009						69	39								6	102	45.14	31	68	37
62520LR Super Wedge	1829	1959						69	39								9	90	62.05	69	42	37
62523LR RAF Sofa	2459	2709						189	79								10	125	70.23	82	40	37
62524LR LAF Sofa	2459	2709						189	79								10	125	70.23	82	40	37
62527LR RAF Loveseat	1819	2009						129	49								7	99	48.82	57	40	37
62528LR LAF Loveseat	1819	2009						129	49								7	99	48.82	57	40	37
62539LR Armless Chair	1009	1129						69	39								3	47	22.27	26	40	37
62543LR Armless Loveseat	1749	1929						129	49								6	80	43.68	51	40	37
62563LR RAF Corner Sofa	2839	3089						189	79								11	148	81.37	95	40	37
62564LR LAF Corner Sofa	2839	3089						189	79								11	148	81.37	95	40	37

FEATURES

- Backs:** Sinuous Wire Support, Semi-Attached, Block Foam with Poly Fiber Wrap, Zipper access
- Seats:** Crown Cushion, Sinuous Wire Support, Block Foam with Poly Fiber Wrap, Ventilated, Non-Reversible
- Legs:** 4.5" x 1.5", Screw-In Wood
- Optional Pillow Types Available:** No fabric restrictions on pillows; leather and vinyl pillows not available

Style Number and Pillow Description	Count	Grade	C-G	H-L	M-Q	R-V	W-Z
Chair & 1/2 20" Non-Welted Square Feather	1	Total Price	59	69	79	89	99
Sofa 20" Non-Welted Square Feather	2		119	129	149	169	189
Loveseat 20" Non-Welted Square Feather	2		119	129	149	169	189
RAF Chaise Lounge 20" Non-Welted Square Feather	1		59	69	79	89	99
LAF Chaise Lounge 20" Non-Welted Square Feather	1		59	69	79	89	99
Super Wedge 20" Non-Welted Square Feather	1		59	69	79	89	99
RAF Sofa 20" Non-Welted Square Feather	1		59	69	79	89	99
LAF Sofa 20" Non-Welted Square Feather	1		59	69	79	89	99
RAF Loveseat 20" Non-Welted Square Feather	1		59	69	79	89	99
LAF Loveseat 20" Non-Welted Square Feather	1		59	69	79	89	99
RAF Corner Sofa 20" Non-Welted Square Feather	2	119	129	149	169	189	
LAF Corner Sofa 20" Non-Welted Square Feather	2	119	129	149	169	189	

To order additional pillows, see Toss Pillows on page C-1 & C-2

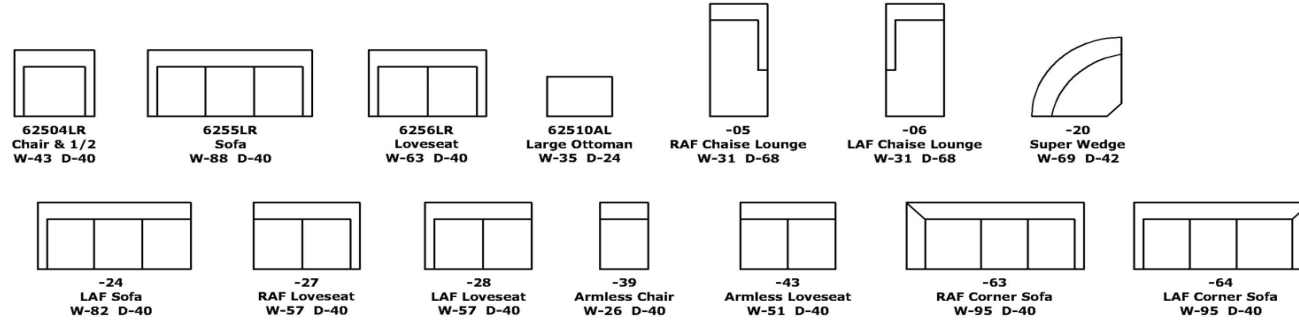


6250LR Series - Baylor

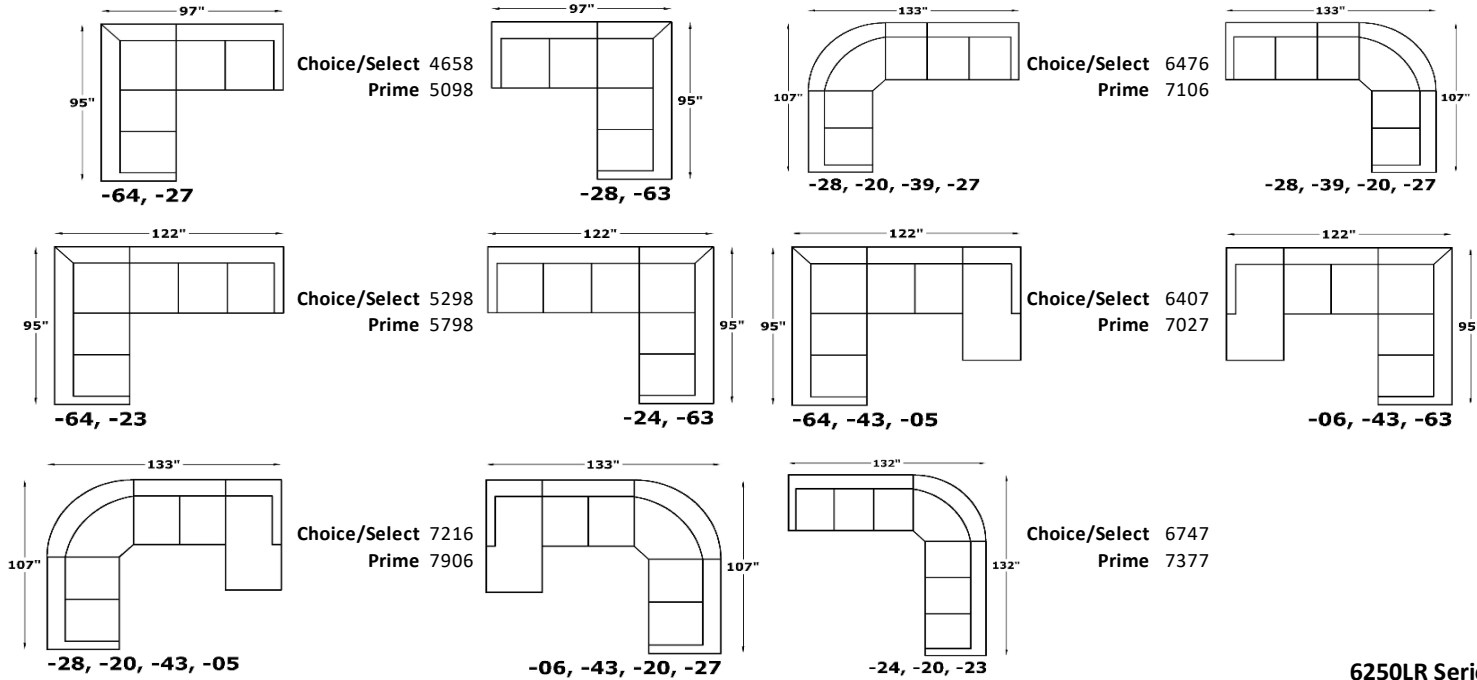
We do our best to provide the most accurate information.
 However, as with all handcrafted products, dimensions, weights,
 & cubes are approximate.

LEATHER
April 2, 2026

Components



Popular Configurations



6250LR Series - Baylor

We do our best to provide the most accurate information.
However, as with all handcrafted products, dimensions, weights,
& cubes are approximate.

LEATHER
April 2, 2026

East


6500AL Series - Drew

Type 10 & 25 All Leather

Style Number and Description	Choice & Select		ADD	Style #	ADD #	#	SIZE	DC ADD	FK ADD	DP ADD	VISCO ADD	AIR ADD	PWR ADD	BP ADD	SU	LBS	C	Overall Dimensions		
	Prime																	W"	D"	H"
6504AL Chair	1759	1879						69	39						5		39.81	42	42	39
6505AL Sofa	2909	3159						189	79						12		87.21	92	42	39
6506AL Loveseat	2879	3059						129	49						9		63.51	67	42	39
6507AL Ottoman	639	699													1		7.91	33	23	18

FEATURES

Backs: Webbing Support, Semi-Attached, Poly Fiber Fill in a Channel Bag with Zipper Access
Seats: Crown Cushion, Sinuous Wire Support, Block Foam with Poly Fiber Wrap, Ventilated, Non-Reversible
Legs: 6" x 5.25" x 1.5", Screw-In Wood
Optional Pillow Types Available: No fabric restrictions on pillows; leather and vinyl pillows not available



6500AL Series - Drew

Style Number and Pillow Description

Style Number and Description	Count	Grade	C-G	H-L	M-Q	R-V	W-Z
Chair 20" Non-Welted Square Feather	1	Total Price	59	69	79	89	99
Sofa 20" Non-Welted Square Feather	2		119	129	149	169	189
Loveseat 20" Non-Welted Square Feather	2		119	129	149	169	189

To order additional pillows, see Toss Pillows on page C-1 & C-2

7300L Series - Lackawanna


Type 10 Leather/Match

ALSO AVAILABLE IN FABRIC. PLEASE SEE 7300 IN RECLINING.

Style Number and Description	Rumor	Style #	ADD	#	SIZE	Option See LP	CK ADD	FK ADD	DP ADD	VISCO ADD	AIR ADD	PWR ADD	BP ADD	SU	LBS	C	Overall Dimensions		
																	W"	D"	H"
730005L RAF Chaise Lounge	1269													8	100	58.09	39	66	39
730006L LAF Chaise Lounge	1269													8	100	58.09	39	66	39
730018L Storage Console w/Cup Holders	529													2	33	12.64	14	40	39
730022L 90* Corner Wedge	1129				20 x 20				49					8	78	59.58	66	40	39
730039L Armless Chair	709													3	50	21.67	24	40	39
730040L Armless Sofa	1269													8	95	55.97	62	40	39
73054LP Armless Reclining Chair	1129											INCL	189	3		21.67	24	40	39
730057L RAF Reclining Chair	1199											129	189	4	97	30.69	34	40	39
730058L LAF Reclining Chair	1199											129	189	4	97	30.69	34	40	39

FEATURES

Toss Pillow Types Available: Only available for the 730022L
Backs: Sinuous Wire Support, Semi-Attached, Poly Fiber Fill with Zipper Access
Seats: Sinuous Wire Support, Pillow Top & Block Foam with Poly Fiber Wrap in a Muslin bag
Legs: -05L/-06L, -57L/-58L: 1.5", Screw-In Plastic
 -18L, -22L, -39L, -40L, -41L, -54LP: Glide Nail-on

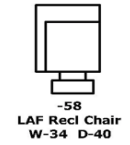
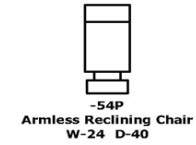
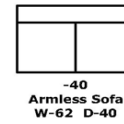
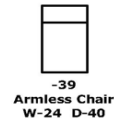
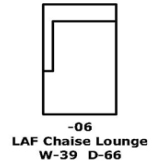
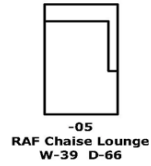


7300L Series - Lackawanna

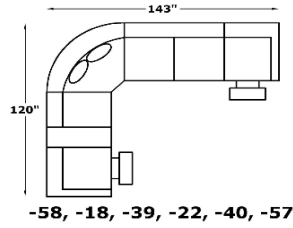
We do our best to provide the most accurate information.
However, as with all handcrafted products, dimensions, weights,
& cubes are approximate.

LEATHER
April 2, 2026

Components

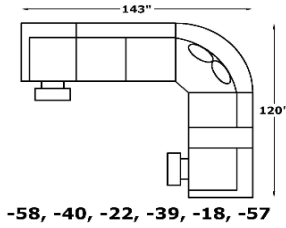


Popular Configurations

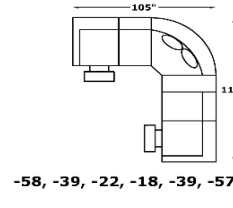


6454

-58, -18, -39, -22, -40, -57

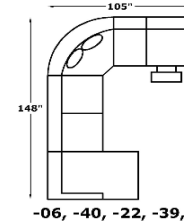


-58, -40, -22, -39, -18, -57



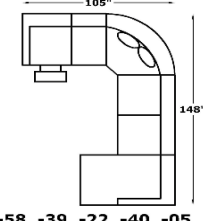
5474

-58, -39, -22, -18, -39, -57

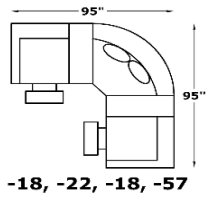


5575

-06, -40, -22, -39, -57

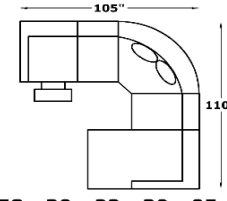


-58, -39, -22, -40, -05



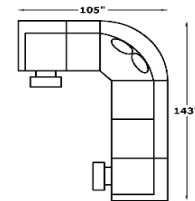
4585

-58, -18, -22, -18, -57



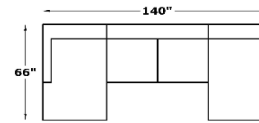
5015

-58, -39, -22, -39, -05



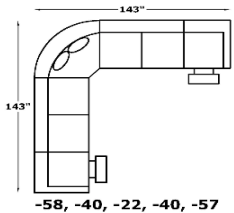
5505

-58, -39, -22, -40, -57



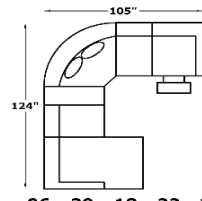
3807

-06, -40, -05



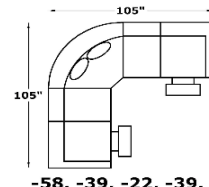
6065

-58, -40, -22, -40, -57



5544

-06, -39, -18, -22, -39, -57



5365

-58, -39, -22, -39, -57

7300L Series - Lackawanna

We do our best to provide the most accurate information.
 However, as with all handcrafted products, dimensions, weights,
 & cubes are approximate.

LEATHER
 April 2, 2026

East

9X00LR Series - Norris

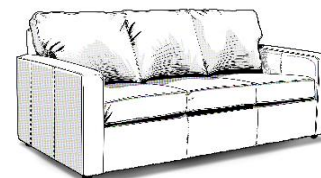
Type 10 Leather/Match

ALSO AVAILABLE IN FABRIC. PLEASE
 SEE 9X00 IN STATIONARY.

Style Number and Description	Rumor	For Each Add'l Grade Above G		ADD	Style #	ADD	#	SIZE	Toss Pillow Count		Down Cushion		Frame Coil		Feather Pillows		Visco Mattress		Air Mattress		Power Upgrade		Battery Pack		Ship Units		Weight		Cubes		Overall Dimensions		
		DC	FK						DP	VISCO	AIR	PWR	BP	SU	LBS	C	W"	D"	H"														
9X09LR Queen Sleeper	2539								189												9	200	68.61	80	39	38							

FEATURES

- Backs:** Sinuous Wire Support, Semi-Attached, Poly Fiber Fill in a Channel Bag with Zipper Access
- Seats:** Crown Cushion, Sinuous Wire Support, Block Foam with Poly Fiber Wrap, Ventilated, Non-Reversible
- Legs:** 1.5", Screw-In Plastic
- Optional Pillow Types Available:** No fabric restrictions on pillows; leather and vinyl pillows not available



9X00LR Series - Norris

Style Number and Pillow Description	Count	Grade	C-G	H-L	M-Q	R-V	W-Z	To order additional pillows, see
Queen Sleeper 20" Welted Square Feather	2	Total	139	159	199	219	239	Toss Pillows on page C-1 & C-2

EZ5H00AL/EZ5H00ALN Series

Type 10 & 25 All Leather

ALSO AVAILABLE IN FABRIC. PLEASE
 SEE EZ5H00 IN RECLINING.

Style Number and Description	Choice & Select	Prime	FINISH: BRASS		ADD	#	SIZE	CK	FK	DP	VISCO	AIR	PWR	BP	SU	LBS	C	Overall Dimensions		
			Style #	ADD														W"	D"	H"
5H032AL Min Prox Recliner	1639	1769											129	189	5	95	33.22	35	41	40
5H052AL Rocker Recliner	1639	1769											129	189	5	93	33.22	35	41	40
5H070AL Swivel Glider Recliner	1769	1889													5	110	33.22	35	41	40

FEATURES

- Toss Pillow Types Available:** Not available
- Backs:** Non-Removable, Webbing & Sinuous Wire Support, Attached, Poly Fiber Fill with Zipper Access
- Seats:** Sinuous Wire Support, Block Foam with Poly Fiber Wrap
- Legs:** Integral part of the frame with Glide



EZ5H00AL/EZ5H00ALN Series

We do our best to provide the most accurate information.
 However, as with all handcrafted products, dimensions, weights,
 & cubes are approximate.

LEATHER
 April 2, 2026

East

EZ5W00AL Series

Type 10 & 25 All Leather

Style Number and Description	Choice & Prime		ALSO AVAILABLE IN FABRIC. PLEASE SEE EZ5W00 IN RECLINING.		ADD	FINISH: BRASS Style #	ADD	#	SIZE	CK ADD	FK ADD	DP ADD	VISCO ADD	AIR ADD	PWR ADD	BP ADD	SU	LBS	C	Overall Dimensions		
	Select	Prime	ADD	Style #																W"	D"	H"
5W032AL Min Prox Recliner	1639	1769													129	189	5	89	38.77	38	41	43
5W052AL Rocker Recliner	1639	1769													129	189	5	97	38.77	38	41	43
5W070AL Swivel Glider Recliner	1769	1889															5	103	38.77	38	41	43

FEATURES

Toss Pillow Types Available: Not available
Backs: Non-Removable, Webbing & Sinuous Wire Support, Attached, Poly Fiber Fill with Zipper Access
Seats: Sinuous Wire Support, Block Foam with Poly Fiber Wrap
Legs: Integral part of the frame with Glide



EZ5W00AL Series

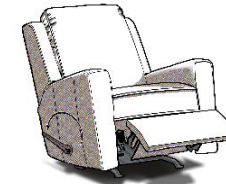
EZ6X00AL Series

Type 10 & 25 All Leather

Style Number and Description	Choice & Prime		ALSO AVAILABLE IN FABRIC. PLEASE SEE EZ6X00 IN RECLINING.		ADD	Style #	ADD	#	SIZE	CK ADD	FK ADD	DP ADD	VISCO ADD	AIR ADD	PWR ADD	BP ADD	SU	LBS	C	Overall Dimensions		
	Select	Prime	ADD	Style #																W"	D"	H"
E6X32AL Min Prox Recliner	1769	1889													129	189	4	105	29.56	32	38	42
E6X52AL Rocker Recliner	1769	1889													129	189	4	105	29.56	32	38	42
E6X70AL Swivel Glider Recliner	1889	2019															4	105	29.56	32	38	42

FEATURES

Toss Pillow Types Available: Not available
Backs: Removable, Webbing Support, Semi-Attached, Poly Fiber Fill in a Channel Bag with Zipper Access
Seats: Sinuous Wire Support, Block Foam with Poly Fiber Cap
Legs: Glide, Integral Part of Frame



EZ6X00AL Series

We do our best to provide the most accurate information.
 However, as with all handcrafted products, dimensions,
 weights, & cubes are approximate.

SLEEPERS
April 2, 2026

East


140 Series - Seabury

Type 1, 6, 11, & 14 Fabric

Style Number and Description	C D E F G					ADD	For Each Add'l Grade Above G Nailhead Option		Wetted #	SIZE	CK ADD	FK ADD	DP ADD	VISCO ADD	AIR ADD	PWR ADD	BP ADD	SU	LBS	C	Overall Dimensions		
	ADD	Style #	ADD	#	W"		D"	H"															
140-07 Twin Sleeper	1329	1339	1349	1369	1379	19			2	17 x 17	39		49	169	489			6	118	40.47	54	37	35
148 Full Sleeper	1629	1649	1669	1689	1709	19			2	17 x 17	39		49	169	489			8	172	55.46	74	37	35
149 Queen Sleeper	1719	1739	1759	1779	1799	19			2	17 x 17	49		49	169	489			8	182	61.45	82	37	35

FEATURES

Toss Pillow Types Available: No fabric restrictions on pillows; leather and vinyl pillows not available
Backs: Sinuous Wire Support, Semi-Attached, Poly Fiber Fill with Zipper Access
Seats: Sinuous Wire Support, Block Foam with Poly Fiber Wrap, Ventilated, Reversible
Legs: 2.5", Pyramid Screw-In Plastic



140 Series - Seabury

300 Series - Smyrna

Type 1, 6, 11, & 14 Fabric

FOR ADDITIONAL PIECES, PLEASE SEE THE 300
 IN THE STATIONARY SECTION

Style Number and Description	C D E F G					ADD	For Each Add'l Grade Above G Nailhead Option		Wetted #	SIZE	CK ADD	FK ADD	DP ADD	VISCO ADD	AIR ADD	PWR ADD	BP ADD	SU	LBS	C	Overall Dimensions		
	ADD	Style #	ADD	#	W"		D"	H"															
300-07 Twin Sleeper	1259	1269	1289	1309	1319	19			2	20 x 20	39		49	169	489			6	130	40.79	53	38	35
308 Full Sleeper	1549	1559	1589	1609	1629	19			2	20 x 20	39		49	169	489			8	165	55.42	72	38	35
309 Queen Sleeper	1639	1649	1679	1699	1719	19			2	20 x 20	49		49	169	489			9	191	62.34	82	38	35

FEATURES

Toss Pillow Types Available: No fabric restrictions on pillows; leather and vinyl pillows not available
Backs: Sinuous Wire Support, Attached, Block Foam with Poly Fiber Wrap
Seats: Sinuous Wire Support, Block Foam with Poly Fiber Wrap, Ventilated, Reversible*
Legs: 2.5", Pyramid Screw-In Plastic



300 Series - Smyrna

We do our best to provide the most accurate information.
 However, as with all handcrafted products, dimensions,
 weights, & cubes are approximate.

SLEEPERS

April 2, 2026

East

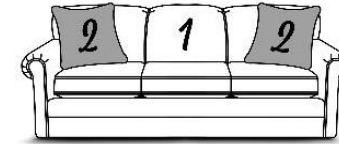
900 Series - Savona

Type 1, 6, 11, & 14 Fabric

Style Number and Description	C	D	E	F	G	ADD	Style #	ADD	Welted #	SIZE	CK ADD	FK ADD	DP ADD	VISCO ADD	AIR ADD	PWR ADD	BP ADD	SU	LBS	C	Overall Dimensions W" D" H"		
	900-07 Twin Sleeper	1269	1289	1299	1309	1329	19			2	20 x 20	39		49	169	489			5	114	35.75	52	36
908 Full Sleeper	1399	1409	1429	1449	1469	19			2	20 x 20	39		49	169	489			7	129	49.50	72	36	33
909 Queen Sleeper	1529	1549	1569	1589	1609	19			2	20 x 20	49		49	169	489			8	154	55.00	80	36	33

FEATURES

Toss Pillow Types Available: No fabric restrictions on pillows; leather and vinyl pillows not available
Backs: Sinuous Wire Support, Attached, Block Foam with Poly Fiber Wrap
Seats: Sinuous Wire Support, Block Foam with Poly Fiber Wrap, Ventilated, Reversible
Legs: 1.5", Screw-In Plastic



900 Series - Savona

2200 Series - Norwood

Type 1, 6, 11 & 14 Fabric

Style Number and Description	C	D	E	F	G	ADD	Style #	ADD	Non-Welted #	SIZE	CK ADD	FK ADD	DP ADD	VISCO ADD	AIR ADD	PWR ADD	BP ADD	SU	LBS	C	Overall Dimensions W" D" H"		
	2200-07 Twin Sleeper	1329	1349	1379	1399	1429	29			2	20 x 20	39		49	169	489			6	133	42.62	51	38
2208 Full Sleeper	1599	1619	1649	1679	1699	29			2	20 x 20	39		49	169	489			9	169	59.33	71	38	38
2209 Queen Sleeper	1759	1779	1799	1829	1849	29			2	20 x 20	49		49	169	489			10	187	66.02	79	38	38

FEATURES

Toss Pillow Types Available: No fabric restrictions on pillows; leather and vinyl pillows not available
Backs: Webbing Support, Loose, Poly Fiber Fill in a Channel Bag with Zipper Access
Seats: Sinuous Wire Support, Block Foam with Poly Fiber Wrap, Ventilated, Reversible*
Legs: 3.25" x 2.88" x 2.75", Pyramid Screw-In Wood



2200 Series - Norwood

We do our best to provide the most accurate information.
 However, as with all handcrafted products, dimensions,
 weights, & cubes are approximate.

SLEEPERS
April 2, 2026

East

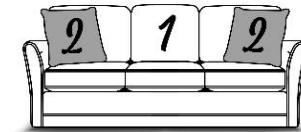
3T00 Series - Tripp

Type 1, 6, 11, & 14 Fabric; Twin Sleeper also 22

Style Number and Description	For Each Add'l Grade Above G					ADD	Style #	ADD	Weltd #	SIZE	CK ADD	FK ADD	DP ADD	VISCO ADD	AIR ADD	PWR ADD	BP ADD	SU	LBS	C	Overall Dimensions		
	C	D	E	F	G																W"	D"	H"
3T00-07 Twin Sleeper	1369	1389	1419	1449	1469	29			1	20 x 20	29		29	169	489			5	129	37.47	50	35	37
3T08 Full Sleeper	1579	1599	1629	1659	1679	29			2	20 x 20	39		49	169	489			7	166	52.46	70	35	37
3T09 Queen Sleeper	1729	1749	1769	1799	1819	29			2	20 x 20	49		49	169	489			8	179	58.45	78	35	37

FEATURES

Toss Pillow Types Available: No fabric restrictions on pillows; leather and vinyl pillows not available
Backs: Sinuous Wire Support, Semi-Attached, Block Foam with Poly Fiber Fill with Zipper Access
Seats: Sinuous Wire Support, Block Foam with Poly Fiber Wrap, Ventilated, Reversible
Legs: 1.5", Screw-In Plastic



3T00 Series - Tripp

4630 Series - Angie


Type 1, 6, 11, & 14 Fabric

FOR ADDITIONAL PIECES, PLEASE SEE THE
 4630 IN THE STATIONARY SECTION

Style Number and Description	FOR EACH ADD'L GRADE ABOVE G					ADD	Style #	ADD	Weltd #	SIZE	CK ADD	FK ADD	DP ADD	VISCO ADD	AIR ADD	PWR ADD	BP ADD	SU	LBS	C	Overall Dimensions		
	C	D	E	F	G																W"	D"	H"
4630-07 Twin Sleeper	1279	1299	1319	1339	1359	19			2	20 x 20	39		49	169	489			5	137	42.06	59	35	36
4638 Full Sleeper	1429	1439	1469	1489	1509	19			2	20 x 20	39		49	169	489			7	171	53.93	75	35	36
4639 Queen Sleeper	1629	1649	1669	1689	1709	19			2	20 x 20	49		49	169	489			8	175	59.68	83	35	36

FEATURES

Toss Pillow Types Available: No fabric restrictions on pillows; leather and vinyl pillows not available
Backs: Sinuous Wire Support, Attached, Block Foam with Poly Fiber Wrap
Seats: Sinuous Wire Support, Block Foam with Poly Fiber Wrap, Ventilated, Reversible
Legs: 3.625" x 4", Screw-In Wood



4630 Series - Angie

We do our best to provide the most accurate information.
 However, as with all handcrafted products, dimensions,
 weights, & cubes are approximate.

SLEEPERS

April 2, 2026

East

9X00LR Series - Norris


Type 10 Leather/Match

ALSO AVAILABLE IN FABRIC. PLEASE
 SEE 9X00 IN STATIONARY.

Style Number and Description	Rumor	For Each Add'l Grade Above G		Nailhead Option		Toss Pillow Count	DC	FK	DP	VISCO	AIR	PWR	BP	SU	LBS	C	Overall Dimensions		
		ADD	Style #	ADD	#	SIZE	ADD	ADD	ADD	ADD	ADD	ADD	ADD	ADD	ADD	ADD	W"	D"	H"
9X09LR Queen Sleeper	2539						189		-1	169	489			9	200	68.61	80	39	38

FEATURES

- Backs:** Sinuous Wire Support, Semi-Attached, Poly Fiber Fill in a Channel Bag with Zipper Access
- Seats:** Crown Cushion, Sinuous Wire Support, Block Foam with Poly Fiber Wrap, Ventilated, Non-Reversible
- Legs:** 1.5", Screw-In Plastic
- Optional Pillow Types Available:** No fabric restrictions on pillows; leather and vinyl pillows not available



9X00LR Series - Norris

Style Number and Pillow Description	Count	Grade	To order additional pillows, see Toss Pillows on page C-1 & C-2				
			C-G	H-L	M-Q	R-V	W-Z
Queen Sleeper 20" Welled Square Feather	2	Total	139	159	199	219	239

We do our best to provide the most accurate information.
 However, as with all handcrafted products, dimensions,
 weights, & cubes are approximate.

East

ACCENTS
 April 2, 2026


410R Series - Martha

Type 1, 6, 11, 14 & 22 Fabric

Style Number and Description	C	D	E	F	G	H	I	J	K	L	M	ADD	Style #	ADD	#	Size	CK ADD	FK ADD	DP ADD	PWR ADD	BP ADD	SU	LBS	C	Overall Dimensions W" D" H"		
	1069	1079	1099	1109	1129	1139	1159	1169	1189	1199	1219	19						39		129	189	4	86	30.46	34	36	43

FEATURES

Toss Pillow Types Available: Not available
Backs: Sinuous Wire Support, Attached, Block Foam with Poly Fiber Wrap
Seats: Sinuous Wire Support, Block Foam with Poly Fiber Wrap Tight
Legs: Front: 3.5" x 10"; Back 2.5" x 6.25", Screw-In Wood



410R Series - Martha

510 Series - Reagan

Type 1, 6, 11, 14 & 22 Fabric

Style Number and Description	C	D	E	F	G	H	I	J	K	L	M	ADD	Style #	ADD	#	Wetted Size	CK ADD	FK ADD	DP ADD	PWR ADD	BP ADD	SU	LBS	C	Overall Dimensions W" D" H"		
	949	959	979	999	1009	1029	1039	1059	1069	1089	1099	19			1	15 x 21	29		29			3	76	21.73	29	37	35

FEATURES

Toss Pillow Types Available: No Fabric Restrictions on Toss Pillows. Leather and Vinyl pillows not available
Backs: Sinuous Wire Support, Attached, Block Foam with Poly Fiber Wrap
Seats: Sinuous Wire Support, Block Foam with Poly Fiber Wrap, Ventilated, Reversible
Legs: Swivel Base



510 Series - Reagan

We do our best to provide the most accurate information.
However, as with all handcrafted products, dimensions,
weights, & cubes are approximate.

East

ACCENTS
April 2, 2026

1B00 Series - Baldwin

Type 1, 6, 11, 14 & 22 Fabric

Style Number and Description	C	D	E	F	G	H	I	J	K	L	M	ADD	Style #	ADD	#	Size	CK	FK	DP	PWR	BP	SU	LBS	C	Overall Dimensions W" D" H"		
																	ADD	ADD	ADD	ADD	ADD				W"	D"	H"
1B00-33 Motion Chair with Swivel	1199	1209	1229	1239	1259	1269	1289	1299	1319	1329	1349	19						39		129	189	4	109	27.88	31	37	42

FEATURES

Toss Pillow Types Available: Not available
 Backs: Webbing Support, Attached, Block Foam with Poly Fiber Wrap
 Seats: Sinuous Wire Support, Block Foam with Poly Fiber Cap
 Legs: Swivel Base



1B00 Series - Baldwin

1K00/1K00N Series - Helen

Type 1, 6, 11, 14 & 22 Fabric

Style Number and Description	C	D	E	F	G	H	I	J	K	L	M	ADD	FINISH: BRASS Style # ADD		#	Size	CK	FK	DP	PWR	BP	SU	LBS	C	Overall Dimensions W" D" H"		
													Style #	ADD			ADD	ADD	ADD	ADD	ADD				W"	D"	H"
1K00-31 Motion Chair	1129	1139	1159	1179	1189	1209	1219	1239	1249	1269	1279	19	1K0031N	49				39		129	189	4	102	27.13	31	36	42

1K00AL/1K00ALN Series - Kora

Type 10 & 25 All Leather

Style Number and Description	Choice & Prime											ADD	FINISH: BRASS Style # ADD		#	Size	CK	FK	DP	PWR	BP	SU	LBS	C	Overall Dimensions W" D" H"		
	Select	Prime											Style #	ADD			ADD	ADD	ADD	ADD	ADD				W"	D"	H"
1K031AL Motion Chair	1639	1769											1K31ALN	49				39		129	189	4	102	27.13	31	36	42

FEATURES

Toss Pillow Types Available: Not available
 Backs: Webbing with Sinuous Wire Support, Semi-Attached, Poly Fiber Fill with Zipper Access
 Seats: Sinuous Wire Support, Block Foam with Poly Fiber Wrap
 Legs: Front: 1.5" x 1.5" x 6.5"; Back: 1.5" x 2" x 3.75", Screw-In Wood



1K00/1K00N Series - Helen



1K00AL/1K00ALN Series - Kora

We do our best to provide the most accurate information.
However, as with all handcrafted products, dimensions,
weights, & cubes are approximate.

East

ACCENTS
April 2, 2026

1L00 Series - Lyra

Type 1, 6, 11, 14 & 22 Fabric

Style Number and Description	C	D	E	F	G	H	I	J	K	L	M	ADD	Style #	ADD	#	Size	For Each Add'l Grade Above M	Toss Pillow Count	Coil Cushions	Frame Coil	Feather Pillows	Power Upgrade	Battery Pack	Strip Units	Weight	Cubes	Overall Dimensions		
																	CK ADD	FK ADD	DP ADD	PWR ADD	BP ADD	SU	LBS	C	W"	D"	H"		
1L00-71 Swivel Glider	859	869	889	909	919	939	949	969	979	999	1009	19						29	39					3	72	22.73	34	35	33

1L00AL Series - Lyra

Types 10 & 25 All Leather

Style Number and Description	Choice & Select	Prime	C	D	E	F	G	H	I	J	K	L	M	ADD	Style #	ADD	#	Size	CK ADD	FK ADD	DP ADD	PWR ADD	BP ADD	SU	LBS	C	Overall Dimensions			
																			29	39					3	72	22.73	34	35	33
1L00-71 Swivel Glider	1429	1549																	29	39					3	72	22.73	34	35	33

1L20 Series - Lyra

Type 4 & 16 Fabric

Style Number and Description	C	D	E	F	G	H	I	J	K	L	M	ADD	Style #	ADD	#	Size	CK ADD	FK ADD	DP ADD	PWR ADD	BP ADD	SU	LBS	C	Overall Dimensions				
																	29	39					3	72	22.73	34	35	33	
1L20-71 Swivel Glider	989	999	1019	1039	1049	1069	1079	1099	1109	1129	1139	19						29	39					3	72	22.73	34	35	33

FEATURES

Toss Pillow Types Available: Not available
Backs: Sinuous Wire Support, Attached, Block Foam with Poly Fiber Cap
Seats: Sinuous Wire Support, Block Foam with Poly Fiber Wrap, Ventilated, Reversible*
 *Leather Cushion Non-Reversible
Legs: Swivel Glider



1L00 Series - Lyra



1L00AL Series - Lyra



1L20 Series - Lyra

1100 Series - London

Type 1, 6, 11, 14 & 22 Fabric

Style Number and Description	C	D	E	F	G	H	I	J	K	L	M	ADD	Style #	ADD	#	Size	CK ADD	FK ADD	DP ADD	PWR ADD	BP ADD	SU	LBS	C	Overall Dimensions				
																	29	39					4	85	26.09	39	34	34	
1100-69 Swivel Chair	799	809	829	839	859	869	889	899	919	929	949	19						29	39					4	85	26.09	39	34	34

FEATURES

Toss Pillow Types Available: Not available
Backs: Webbing Support, Loose, Poly Fiber Fill in a Channel Bag with Zipper Access
Seats: Sinuous Wire Support, Block Foam with Poly Fiber Wrap, Ventilated, Reversible
Legs: Swivel Base



1100 Series - London

We do our best to provide the most accurate information.
However, as with all handcrafted products, dimensions,
weights, & cubes are approximate.

East

ACCENTS
April 2, 2026

1310 Series - Addie

Type 1, 6, 11, 14 & 22 Fabric

Style Number and Description	C	D	E	F	G	H	I	J	K	L	M	ADD	Style #	ADD	#	Size	CK ADD	FK ADD	DP ADD	PWR ADD	BP ADD	SU	LBS	C	Overall Dimensions W" D" H"		
	1149	1159	1169	1189	1199	1219	1229	1249	1259	1279	1289	19						39		129	189	4	87	32.39	35	39	41

1320 Series - Addie

Type 4 & 16 Fabric

Style Number and Description	C	D	E	F	G	H	I	J	K	L	M	ADD	Style #	ADD	#	Size	CK ADD	FK ADD	DP ADD	PWR ADD	BP ADD	SU	LBS	C	Overall Dimensions W" D" H"		
	1249	1259	1279	1289	1309	1319	1339	1349	1369	1379	1399	19						39		129	189	4	87	32.39	35	39	41

FEATURES

Toss Pillow Types Available: Not available
Backs: Webbing with Sinuous Wire Support, Semi-Attached, Poly Fiber Fill in a Channel Bag, with Zipper Access
Seats: Sinuous Wire Support, Block Foam with Poly Fiber Wrap, Tight
Legs: Front: 2.25" x 1.5" x 5.688"; Back: 2.672" x 2.219" x .5" x 2.641", Screw-In Wood



1310 Series - Addie



1320 Series - Addie

1630/1630N Series - Willow

Type 1, 6, 11, 14 & 22 Fabric

Style Number and Description	C	D	E	F	G	H	I	J	K	L	M	ADD	FINISH: BRASS Style #	ADD	#	Size	CK ADD	FK ADD	DP ADD	PWR ADD	BP ADD	SU	LBS	C	Overall Dimensions W" D" H"		
	979	989	1009	1019	1039	1049	1069	1079	1099	1109	1129	19	163069N	29			29	39				4	98	29.12	34	37	40

1640/1640N Series - Willow

Type 1, 6, 11, 14 & 22 Fabric (Pricing based on #1 Fabric)

Style Number and Description	C	D	E	F	G	H	I	J	K	L	M	ADD	FINISH: BRASS Style #	ADD	#	Size	CK ADD	FK ADD	DP ADD	PWR ADD	BP ADD	SU	LBS	C	Overall Dimensions W" D" H"		
	1039	1049	1069	1089	1099	1119	1129	1139	1159	1169	1189	19	164069N	29			29	39				4	98	29.12	34	37	40

FEATURES

Toss Pillow Types Available: Not available
Backs: Sinuous Wire Support, Attached, Block Foam with Poly Fiber Cap
Seats: Sinuous Wire Support, Block Foam with Poly Fiber Wrap, Ventilated, Reversible
Legs: Swivel Base



1630/1630N Series - Willow



1640/1640N Series - Willow

We do our best to provide the most accurate information.
However, as with all handcrafted products, dimensions,
weights, & cubes are approximate.

East

ACCENTS
April 2, 2026

1750 Series - Raleigh

Type 1, 6, 11, 14 & 22 Fabric

Style Number and Description	C	D	E	F	G	H	I	J	K	L	M	ADD	Style #	ADD	#	Size	CK ADD	FK ADD	DP ADD	PWR ADD	BP ADD	SU	LBS	C	Overall Dimensions W" D" H"			
														For Each Add'l Grade Above M	Nailhead Option	Toss Pillow Count	Coil Cushions	Frame Coil	Feather Pillows	Power Upgrade	Battery Pack	Ship Units	Weight	Cubes				
1750-69 Swivel Chair	839	849	859	879	889	909	919	939	949	969	979	19						29	39				3	71	21.35	31	34	35
1750-71 Swivel Glider	939	949	969	979	999	1009	1029	1039	1059	1069	1089	19						29	39				3	71	21.35	31	34	35



1750 Series - Raleigh

FEATURES

Toss Pillow Types Available: Not available
Backs: Sinuous Wire Support, Attached, Block Foam with Poly Fiber Cap
Seats: Sinuous Wire Support, Block Foam with Poly Fiber Wrap, Ventilated, Reversible
Legs: -69: Swivel Base; -71: Swivel Glider Base

1930R/1930H Series - Carolynne

Type 1, 6, 11, 14 & 22 Fabric

H = Power Tilt Headrest & Adjustable Lumbar

Style Number and Description	C	D	E	F	G	H	I	J	K	L	M	ADD	STANDARD FINISH: BRASS Style #	ADD	#	Size	CK ADD	FK ADD	DP ADD	PWR ADD	BP ADD	SU	LBS	C	Overall Dimensions W" D" H"			
193031R Motion Chair	1279	1289	1299	1319	1329	1349	1359	1379	1389	1409	1419	19		INCL					39		129	189	4	97	32.23	34	39	42
193031H Motion Chair	1529	1539	1549	1569	1579	1599	1609	1629	1639	1659	1669	19		INCL					39		INCL	189	4	137	32.23	34	39	42

1930ALR/1930ALH Series - Leonard

Type 10 & 25 All Leather

Choice
&
Select Prime

Style Number and Description	Choice & Select Prime											STANDARD FINISH: BRASS Style #	ADD	#	Size	CK ADD	FK ADD	DP ADD	PWR ADD	BP ADD	SU	LBS	C	Overall Dimensions W" D" H"			
1931ALR Motion Chair	2229	2349											INCL				39		129	189	4	109	32.23	34	39	42	
19331HL Motion Chair	2479	2599											INCL				39		INCL	189	4	145	32.23	34	39	42	

FEATURES

Toss Pillow Types Available: Not available
Backs: Webbing with Sinuous Wire Support, Semi-Attached, Poly Fiber Fill with Zipper Access
Seats: Sinuous Wire Support, Block Foam with Poly Fiber Wrap, Tight
Legs: Front: 3.5" x 4"; Back: 3" x 4", Screw-In Wood



1930R/1930H Series - Carolynne



1930ALR/1930HL Series - Leonard

We do our best to provide the most accurate information.
 However, as with all handcrafted products, dimensions,
 weights, & cubes are approximate.

ACCENTS
 April 2, 2026

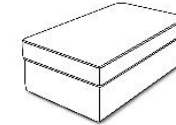
2A00/2A00N Series - June

Type 1, 2, 6, 11, 14 & 22 Fabric

Style Number and Description	C	D	E	F	G	H	I	J	K	L	M	ADD	FINISH: BRASS Style #	ADD	#	Size	CK ADD	FK ADD	DP ADD	PWR ADD	BP ADD	SU	LBS	C	Overall Dimensions W" D" H"			
2A00-81 Storage Ottoman	549	549	569	579	589	599	609	619	629	639	649	9	2A0081N	49									2	56	14.99	40	24	18

FEATURES

Seats: Block Foam with Poly Fiber Wrap
 Legs: Black Casters Plastic



2A00/2A00N Series - June

2B00 Series - Banks

Type 1, 6, 11, 14 & 22 Fabric

Style Number and Description	C	D	E	F	G	H	I	J	K	L	M	ADD	Style #	ADD	#	Size	CK ADD	FK ADD	DP ADD	PWR ADD	BP ADD	SU	LBS	C	Overall Dimensions W" D" H"			
2B00-69 Swivel Chair	799	809	829	839	859	869	889	899	919	929	949	19			1	20 x 20	29	INCL	29				2	82	17.69	31	34	29
2B00-71 Swivel Glider	899	909	929	939	959	969	989	999	1019	1029	1049	19			1	20 x 20	29	INCL	29				2	82	17.69	31	34	29

FEATURES

Toss Pillow Types Available: No Fabric Restrictions on Toss Pillows. Leather and Vinyl pillows not available
 Backs: Webbing, Attached, Block Foam
 Seats: Sinuous Wire with Frame Coil, Block Foam with Poly Fiber Cap, Tight
 Legs: -69: Swivel Base; -71: Swivel Glider Base



2B00 Series - Banks

2F00/2F00N Series - Parson

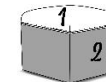
TOP: Type 1, 4, 6, 11, 14, 16 & 22 Fabric (Pricing is based on #1 fabric - TOP)

BASE: Type 1, 6, 11, 14 & 22 Fabric

Style Number and Description	C	D	E	F	G	H	I	J	K	L	M	ADD	FINISH: PEWTER Style #	ADD	#	Size	CK ADD	FK ADD	DP ADD	PWR ADD	BP ADD	SU	LBS	C	Overall Dimensions W" D" H"				
2F00-81 Storage Ottoman	449	459	469	479	489	499	509	519	529	539	549	9	2F0081N	29										2	32	5.10	21	21	20

FEATURES

Seats: Block Foam with Poly Fiber Wrap
 Legs: Black Casters, Screw-In Plastic



2F00/N Series - Parson

We do our best to provide the most accurate information.
 However, as with all handcrafted products, dimensions,
 weights, & cubes are approximate.

East

ACCENTS
 April 2, 2026

2J00 Series - Nessa

Type 1, 6, 11, 14 & 22 Fabric

Style Number and Description												ADD	Style #	ADD	#	Weltd Size	CK ADD	FK ADD	DP ADD	PWR ADD	BP ADD	SU	LBS	C	Overall Dimensions		
	C	D	E	F	G	H	I	J	K	L	M														W"	D"	H"
2J00-71 Swivel Glider	989	999	1019	1039	1049	1069	1079	1099	1109	1129	1139	19				29	39				4	90	28.47	30	40	41	
2J00-26 Gliding Ottoman	499	509	519	529	539	549	559	569	579	589	599	9									1	33	6.38	27	24	17	

2J20 Series - Nessa

Type 4 & 16 Fabric

Style Number and Description												ADD	Style #	ADD	#	Weltd Size	CK ADD	FK ADD	DP ADD	PWR ADD	BP ADD	SU	LBS	C	Overall Dimensions		
	C	D	E	F	G	H	I	J	K	L	M														W"	D"	H"
2J20-71 Swivel Glider	1069	1079	1099	1109	1129	1139	1159	1169	1189	1199	1219	19				29	39				4	90	28.47	30	40	41	
2J20-26 Gliding Ottoman	529	539	549	559	569	579	589	599	609	619	629	9									1	33	6.38	27	24	17	

FEATURES

Toss Pillow Types Available: Not available
 Backs: Sinuous Wire Support, Semi-Attached, Block Foam with Poly Fiber Wrap, Zipper Access
 Seats: Sinuous Wire Support, Block Foam with Poly Fiber Wrap, Ventilated, Reversible
 Legs: Swivel Base



2J00 Series - Nessa



2J20 Series - Nessa

2130 Series - Cash

Type 1, 6, 11, 14 & 22 Fabric

Style Number and Description												ADD	Style #	ADD	#	Size	CK ADD	FK ADD	DP ADD	PWR ADD	BP ADD	SU	LBS	C	Overall Dimensions		
	C	D	E	F	G	H	I	J	K	L	M														W"	D"	H"
2134 Chair	749	759	769	789	799	819	829	849	859	879	889	19				29	39				3	60	25.50	36	34	36	

FEATURES

Toss Pillow Types Available: Not available
 Backs: Sinuous Wire Support, Attached, Block Foam with Poly Fiber Cap
 Seats: Sinuous Wire Support, Block Foam with Poly Fiber Wrap, Ventilated, Reversible
 Legs: 6" x 2.438" x 1.5", Round Tapered Screw-In Wood



2130 Series - Cash

We do our best to provide the most accurate information.
 However, as with all handcrafted products, dimensions,
 weights, & cubes are approximate.

ACCENTS
 April 2, 2026

2350 Series - Alex

Type 1, 2, 11, 14 & 22 Fabric

Style Number and Description	C	D	E	F	G	H	I	J	K	L	M	ADD	Style #	ADD	#	Welded Size	CK ADD	FK ADD	DP ADD	PWR ADD	BP ADD	SU	LBS	C	Overall Dimensions W" D" H"		
	2350-69 Swivel Chair	1279	1289	1299	1319	1329	1349	1359	1379	1389	1409	1419	19			3	22 x 22		39	79			6	115	42.67	48	48

FEATURES

Toss Pillow Types Available: No Fabric Restrictions on Toss Pillows. Leather and Vinyl pillows not available
Backs: Sinuous Wire Support, Attached, Block Foam with Poly Fiber Cap
Seats: Sinuous Wire Support, Block Foam with Poly Fiber Wrap, Ventilated, Reversible
Legs: Swivel Base



2350 Series - Alex

2400 Series - Malibu

Type 1, 6, 11, 14 & 22 Fabric

Style Number and Description	C	D	E	F	G	H	I	J	K	L	M	ADD	Style #	ADD	#	Size	CK ADD	FK ADD	DP ADD	PWR ADD	BP ADD	SU	LBS	C	Overall Dimensions W" D" H"			
	2400-81 Storage Ottoman	619	629	639	649	659	669	679	689	699	709	719	9										2	55	10.00	40	24	18
240081X Large Storage Ottoman	809	809	819	829	839	849	859	869	879	889	899	9											2	90	14.20	47	29	18

2400AL Series - Lochlan

Type 10 & 25 All Leather

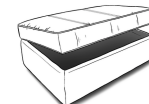
Style Number and Description	Choice & Prime												ADD	Style #	ADD	#	Size	CK ADD	FK ADD	DP ADD	PWR ADD	BP ADD	SU	LBS	C	Overall Dimensions W" D" H"		
	Select	Prime	Style #	ADD	#	Size	CK ADD	FK ADD	DP ADD	PWR ADD	BP ADD	SU														LBS	C	W"
24081AL Storage Ottoman	1009	1069																					2	57	10.00	40	24	18

FEATURES

Seats: Block Foam with Poly Fiber Wrap
Legs: Black Casters, Screw-In Plastic



2400 Series - Malibu



2400AL Series - Lochlan

We do our best to provide the most accurate information.
However, as with all handcrafted products, dimensions,
weights, & cubes are approximate.

East

ACCENTS
April 2, 2026

2900 Series - Hutton

Type 1, 6, 11, 14 & 22 Fabric

Style Number and Description	C	D	E	F	G	H	I	J	K	L	M	ADD	Style #	ADD	#	Size	CK ADD	FK ADD	DP ADD	PWR ADD	BP ADD	SU	LBS	C	Overall Dimensions W" D" H"		
	29075 Small Ottoman	319	329	339	349	359	369	379	389	399	409	419	9										1	24	3.97	19	19

FEATURES

Seats: Block Foam with Poly Fiber Wrap
Legs: Black Casters with brake



2900 Series - Hutton

2910 Series - Loren

Type 1, 6, 11, 14 & 22 Fabric

Style Number and Description	C	D	E	F	G	H	I	J	K	L	M	ADD	Style #	ADD	#	Size	CK ADD	FK ADD	DP ADD	PWR ADD	BP ADD	SU	LBS	C	Overall Dimensions W" D" H"		
	2914 Chair	799	809	829	839	849	859	879	889	899	909	929	19					29	39				4	52	26.22	31	37
2917 Ottoman	399	409	419	429	439	449	459	469	479	489	499	9										1	15	4.55	23	19	18
2910-69 Swivel Chair	949	959	979	999	1009	1029	1039	1059	1069	1089	1099	19					29	39				4	75	26.55	31	37	40
2910-71 Swivel Glider	1059	1069	1089	1099	1119	1129	1139	1159	1169	1189	1199	19					29	39				4	75	26.55	31	37	40


2910AL Series - Louis

Type 10 & 25 All Leather

Style Number and Description	Choice & Prime																Overall Dimensions W" D" H"									
	Select	Prime	Style #	ADD	#	Size	CK ADD	FK ADD	DP ADD	PWR ADD	BP ADD	SU	LBS	C	W"	D"	H"									
2914AL Chair	1259	1389																			4	55	26.22	31	37	40
2917AL Ottoman	599	659																			1	17	4.55	23	19	18
29169AL Swivel Chair	1519	1639																			4	78	26.55	31	37	40
291071L Swivel Glider	1619	1739																			4	78	26.55	31	37	40

FEATURES

Toss Pillow Types Available: Not available
Backs: Webbing with Sinuous Wire Support, Semi-Attached, Poly Fiber Fill with Zipper Access
Seats: Sinuous Wire Support, Block Foam with Poly Fiber Wrap, Ventilated, Reversible*
*Ottomans Cushions are Attached; Leather Cushion Non-Reversible
Legs: 5", Screw-In Wood; -69: Swivel Base; -71: Swivel Glider Base



2910 Series - Loren



2910AL Series - Louis

We do our best to provide the most accurate information.
 However, as with all handcrafted products, dimensions,
 weights, & cubes are approximate.

3A00/3A00H3 Series - Aiden

Type 1, 6, 11, 14 & 22 Fabric

H3 = Power Tilt Headrest &
 Adjustable Lumbar

Style Number and Description	C	D	E	F	G	H	I	J	K	L	M	ADD	Style #	ADD	#	Size	CK ADD	FK ADD	DP ADD	PWR ADD	BP ADD	SU	LBS	C	Overall Dimensions		
																									W"	D"	H"
3A00-31 Motion Chair	1079	1089	1109	1129	1139	1149	1169	1179	1199	1209	1229	19						39		129	189	4	127	28.54	31	37	43
3A031H3 Motion Chair	1329	1339	1359	1369	1389	1399	1419	1429	1449	1459	1479	19						39		INCL	189	4	127	28.54	31	37	43

For Each Add'l Grade Above M
 Nailhead Option
 Toss Pillow Count
 Coil Cushions
 Frame Coil
 Feather Pillows
 Power Upgrade
 Battery Pack
 Ship Units
 Weight
 Cubes

3A00AL/3A00LH3 Series - Aiden

Type 10 & 25 All Leather

Choice
 &
 Prime

Style Number and Description	C	D	E	F	G	H	I	J	K	L	M	ADD	Style #	ADD	#	Size	CK ADD	FK ADD	DP ADD	PWR ADD	BP ADD	SU	LBS	C	Overall Dimensions		
																									W"	D"	H"
3A031AL Motion Chair	1759	1879																39		129	189	4	127	28.54	31	37	43
3A31LH3 Motion Chair	2009	2129																39		INCL	189	4	127	28.54	31	37	43



3A00/AL/H3 Series - Aiden


FEATURES

- Toss Pillow Types Available: Not available
- Backs: Webbing Support, Semi-Attached, Poly Fiber Fill with Zipper Access
- Seats: Sinuous Wire Support, Block Foam with Poly Fiber Cap, Non-Ventilated, Non-Reversible
- Legs: 3" x 1.875" x 5", Screw-In Wood

3C00/3C00N Series - Jakson

Type 1, 6, 11, 14 & 22 Fabric

Style Number and Description	C	D	E	F	G	H	I	J	K	L	M	ADD	FINISH: BRASS		Wetted #	Wetted Size	CK ADD	FK ADD	DP ADD	PWR ADD	BP ADD	SU	LBS	C	Overall Dimensions		
													Style #	ADD											W"	D"	H"
3C04 Chair	779	789	809	819	839	849	869	879	899	909	929	19	3C04N	79			29	39				3	77	24.00	32	36	36
3C00-69 Swivel Chair	809	819	839	849	869	879	899	909	929	939	959	19	3C0069N	79			29	39				3	77	22.67	32	36	34
3C00-71 Swivel Glider	909	919	939	959	969	989	999	1019	1029	1049	1059	19	3C0071N	79			29	39				3	77	22.67	32	36	34



3C00/3C00N Series - Jakson

FEATURES

- Toss Pillow Types Available: Not available
- Backs: Sinuous Wire Support, Attached, Block Foam with Poly Fiber Wrap
- Seats: Sinuous Wire Support, Block Foam with Poly Fiber Wrap, Ventilated, Reversible
- Legs: 3.25" x 2.75" x 2.75", Tapered Screw-In Wood; -69: Swivel Base; -71: Swivel Glider Base

We do our best to provide the most accurate information.
However, as with all handcrafted products, dimensions,
weights, & cubes are approximate.

East

ACCENTS
April 2, 2026

3D00 Series - Kenzie

Type 1, 6, 11, 14 & 22 Fabric

Style Number and Description	C	D	E	F	G	H	I	J	K	L	M	ADD	Style #	ADD	#	Size	CK ADD	FK ADD	DP ADD	PWR ADD	BP ADD	SU	LBS	C	Overall Dimensions W" D" H"		
	3D00-31 Motion Chair	1129	1139	1159	1179	1189	1209	1219	1239	1249	1269	1279	19						39		129	189	5	103	33.00	36	36

3D00AL Series - Maddox

Type 10 & 25 All Leather

Choice
&

Style Number and Description	Select		Prime														Overall Dimensions W" D" H"								
	Style #	ADD	#	Size	CK ADD	FK ADD	DP ADD	PWR ADD	BP ADD	SU	LBS	C	W"	D"	H"										
3D031AL Motion Chair	1719	1839														39		129	189	5	106	33.00	36	36	44

FEATURES

Toss Pillow Types Available:

Not available

Backs:


Webbing with Sinuous Wire Support, Semi-Attached, Poly Fiber Fill with Zipper Access

Seats:


Sinuous Wire Support, Block Foam with Poly Fiber Wrap, Tight

Legs:

Front: 2.875" x 1.5" x 6"; Back: 6", Tapered Screw-In Wood



3D00 Series - Kenzie



3D00AL Series - Maddox

3L00 Series - Lennon

Type 1, 6, 11, 14 & 22 Fabric

Style Number and Description	C	D	E	F	G	H	I	J	K	L	M	ADD	Style #	ADD	#	Size	CK ADD	FK ADD	DP ADD	PWR ADD	BP ADD	SU	LBS	C	Overall Dimensions W" D" H"		
	3L00-31 Motion Chair	1019	1029	1049	1059	1079	1089	1109	1119	1129	1149	1159	19						39		129	189	4		29.03	30	38

3L00AL Series - Lennon

Type 10 & 25 All Leather

Choice
&

Style Number and Description	Select		Prime														Overall Dimensions W" D" H"								
	Style #	ADD	#	Size	CK ADD	FK ADD	DP ADD	PWR ADD	BP ADD	SU	LBS	C	W"	D"	H"										
3L031AL Motion Chair	1569	1689														39		129	189	4		29.03	30	38	44

FEATURES

Toss Pillow Types Available:

Not available

Backs:

Sinuous Wire Support, Semi-Attached, Poly Fiber Fill with Zipper Access

Seats:

Sinuous Wire Support, Block Foam with Poly Fiber Cap, Tight

Legs:

Front: 2.5" x 1.5" x 5"; Back: 3.75", Screw-In Wood



3L00 Series - Lennon



3L00AL Series - Lennon

We do our best to provide the most accurate information.
 However, as with all handcrafted products, dimensions,
 weights, & cubes are approximate.

ACCENTS
 April 2, 2026

3090 Series - Beck

Type 1, 6, 11, 14 & 22 Fabric

Style Number and Description	C	D	E	F	G	H	I	J	K	L	M	ADD	Style #	ADD	#	Size	CK	FK	DP	PWR	BP	SU	LBS	C	Overall Dimensions W" D" H"			
																	ADD	ADD	ADD	ADD	ADD				W"	D"	H"	
3090-69 Swivel Chair	909	919	939	959	969	989	999	1019	1029	1049	1059	19											4	75	27.00	31	35	43

3090AL Series - Beck

Type 10 & 25 All Leather

Style Number and Description	Choice & Select		Prime	Style #	ADD	#	Size	CK	FK	DP	PWR	BP	SU	LBS	C	Overall Dimensions W" D" H"		
								ADD	ADD	ADD	ADD	ADD					W"	D"
30969AL Swivel Chair	1479	1599											4	75	27.00	31	35	43

FEATURES

Toss Pillow Types Available: Not available
Backs: Sinuous Wire, Semi-Attached, Block Foam with Poly Fiber Wrap
Seats: Sinuous Wire, Block Foam with Poly Fiber Cap, Non-Reversible
Legs: Swivel Base



3090 Series - Beck



3090AL Series - Beck

3310 Series - Pierce

Type 1, 6, 11, 14 & 22 Fabric

Style Number and Description	C	D	E	F	G	H	I	J	K	L	M	ADD	Style #	ADD	#	Size	CK	FK	DP	PWR	BP	SU	LBS	C	Overall Dimensions W" D" H"			
																	ADD	ADD	ADD	ADD	ADD				W"	D"	H"	
3310-71 Swivel Glider	989	999	1019	1039	1049	1069	1079	1099	1109	1129	1139	19					29		INCL				3	60	25.44	33	36	36

3310AL Series - Pierce

Types 10 & 25 All Leather

Style Number and Description	Choice & Select		Prime	Style #	ADD	#	Size	CK	FK	DP	PWR	BP	SU	LBS	C	Overall Dimensions W" D" H"		
								ADD	ADD	ADD	ADD	ADD					W"	D"
33171AL Swivel Glider	1309	1439						29		INCL			3	60	25.44	33	36	36

3320 Series - Pierce

Type 4 & 16 Fabric

Style Number and Description	C	D	E	F	G	H	I	J	K	L	M	ADD	Style #	ADD	#	Size	CK	FK	DP	PWR	BP	SU	LBS	C	Overall Dimensions W" D" H"			
																	ADD	ADD	ADD	ADD	ADD				W"	D"	H"	
3320-71 Swivel Glider	1039	1049	1069	1089	1099	1119	1129	1139	1159	1169	1189	19					29		INCL				3	60	25.44	33	36	36

FEATURES

Toss Pillow Types Available: Not available
Backs: Sinuous Wire Support, Semi-Attached, Block Foam with Poly Fiber Cap
Seats: Sinuous Wire Support with frame coil, Block Foam with Poly Fiber Wrap, Ventilated, Reversible*
 *Leather Cushion Non-Reversible
Legs: Swivel Glider



3310 Series -Pierce



3310AL Series -Pierce



3320 Series -Pierce

We do our best to provide the most accurate information.
However, as with all handcrafted products, dimensions,
weights, & cubes are approximate.

East

ACCENTS
April 2, 2026

3400 Series - Holland

Type 1, 6, 11, 14 & 22 Fabric

Style Number and Description	C	D	E	F	G	H	I	J	K	L	M	ADD	Style #	ADD	#	Size	CK	FK	DP	PWR	BP	SU	LBS	C	Overall Dimensions W" D" H"		
																	ADD	ADD	ADD	ADD	ADD				W"	D"	H"
3400-31 Motion Chair	1109	1119	1129	1149	1159	1179	1189	1209	1219	1239	1249	19						39		129	189	4	96	29.31	31	38	43

3400AL Series - Holland

Type 10 & 25 All Leather

Choice
&
Select

Prime

Style Number and Description	Choice	Prime														Style #	ADD	#	Size	CK	FK	DP	PWR	BP	SU	LBS	C	Overall Dimensions W" D" H"		
	Select	Prime																ADD	ADD	ADD	ADD	ADD				W"	D"	H"		
34031AL Motion Chair	1799	1919																	39		129	189	4	96	29.31	31	38	43		

FEATURES

Toss Pillow Types Available:

Not available

Backs:

Webbing Support, Semi-Attached, Poly Fiber Fill with Zipper Access

Seats:

Sinuous Wire Support, Block Foam with Poly Fiber Cap, Non-Ventilated, Non-Reversible

Legs:

Front: 2.5" x 1.5" x 6"; Back: 2.5" x 1.63 x 5", Round Tapered Screw-In Wood



3400 Series - Holland



3400AL Series - Holland

3550 Series - Midtown

Type 1, 2, 6, 11, 14 & 22 Fabric

Style Number and Description	C	D	E	F	G	H	I	J	K	L	M	ADD	Style #	ADD	#	Size	CK	FK	DP	PWR	BP	SU	LBS	C	Overall Dimensions W" D" H"		
																	ADD	ADD	ADD	ADD	ADD				W"	D"	H"
3550-81 Storage Ottoman	689	699	709	719	729	739	749	759	769	779	789	9											2	51	10.60	36	18

3550AL Series - Auden

Type 10 & 25 All Leather

Choice
&
Select

Prime

Style Number and Description	Choice	Prime														Style #	ADD	#	Size	CK	FK	DP	PWR	BP	SU	LBS	C	Overall Dimensions W" D" H"		
	Select	Prime															ADD	ADD	ADD	ADD	ADD				W"	D"	H"			
35581AL Storage Ottoman	1059	1119																				2	51	10.60	36	18				

FEATURES

Seats:

Block Foam with Poly Fiber Wrap

Legs:

Black Casters, Plastic



3550 Series - Midtown



3550AL Series - Auden

We do our best to provide the most accurate information.
 However, as with all handcrafted products, dimensions,
 weights, & cubes are approximate.

ACCENTS
 April 2, 2026


3700 Series - Taylor

Type 1, 6, 11, 14 & 22 Fabric

Style Number and Description	C	D	E	F	G	H	I	J	K	L	M	ADD	Style #	ADD	#	Size	CK ADD	FK ADD	DP ADD	PWR ADD	BP ADD	SU	LBS	C	Overall Dimensions W" D" H"			
	3700-71 Swivel Glider	839	849	859	879	889	909	919	939	949	969	979	19						29	39				3	83	22.50	30	36

FEATURES

Toss Pillow Types Available: Not available
Backs: Sinuous Wire Support, Attached, Block Foam with Poly Fiber Cap
Seats: Sinuous Wire Support, Block Foam with Poly Fiber Wrap, Ventilated, Reversible
Legs: Swivel Glider Base with black Plastic glides



3700 Series - Taylor

3800 Series - Pharris

Type 1, 6, 11, 14 & 22 Fabric

Style Number and Description	C	D	E	F	G	H	I	J	K	L	M	ADD	Style #	ADD	#	Size	CK ADD	FK ADD	DP ADD	PWR ADD	BP ADD	SU	LBS	C	Overall Dimensions W" D" H"		
	3800-31 Motion Chair	1199	1209	1229	1239	1259	1269	1289	1299	1319	1329	1349	19						39		129	189	4	97	28.42	31	36

FEATURES

Toss Pillow Types Available: Not available
Backs: Webbing with Sinuous Wire Support, Semi-Attached, Block Foam with Poly Fiber Wrap with Zipper Access
Seats: Sinuous Wire Support, Block Foam with Poly Fiber Wrap, Tight
Legs: Front: 2.875" x 1.625" x 6"; Back: 3.188" x 6", Screw-In Wood



3800 Series - Pharris

4B00 Series - Corey

Type 1, 2, 6, 11, 14 & 22 Fabric

Style Number and Description	C	D	E	F	G	H	I	J	K	L	M	ADD	Style #	ADD	#	Size	CK ADD	FK ADD	DP ADD	PWR ADD	BP ADD	SU	LBS	C	Overall Dimensions W" D" H"		
	4B00-33 Motion Swivel Chair	1279	1289	1299	1319	1329	1349	1359	1379	1389	1409	1419	19						39				5	126	35.16	41	38
4B0033P Motion Swivel Chair w/ Power	1409	1419	1429	1449	1459	1479	1489	1509	1519	1539	1549	19						39		INCL	189	5		35.16	41	38	39

FEATURES

Toss Pillow Types Available: Not available
Backs: Webbing with Sinuous Wire, Poly Fiber Fill in a Channel Bag, Attached, Zipper Access
Seats: Sinuous Wire, Block Foam with Poly Fiber Cap, Tight, Non-Reversible
Legs: Glide, Integral Part of Frame



4B00 Series - Corey

We do our best to provide the most accurate information.
 However, as with all handcrafted products, dimensions,
 weights, & cubes are approximate.

ACCENTS
 April 2, 2026

4G00 Series - Walker

Type 1, 6, 11, 14 & 22 Fabric

Style Number and Description	C	D	E	F	G	H	I	J	K	L	M	ADD	Style #	ADD	#	Size	CK ADD	FK ADD	DP ADD	PWR ADD	BP ADD	SU	LBS	C	Overall Dimensions W" D" H"		
	4G00-81 Storage Ottoman	559	559	569	579	589	599	609	619	629	639	649	9										1	60	8.49	29	27

FEATURES

Seats: Block Foam with Poly Fiber Wrap
 Legs: Black Casters, Plastic



4G00 Series - Walker

4J00 Series - Jess

Type 1, 6, 11, 14 & 22 Fabric

Style Number and Description	C	D	E	F	G	H	I	J	K	L	M	ADD	Style #	ADD	#	Size	CK ADD	FK ADD	DP ADD	PWR ADD	BP ADD	SU	LBS	C	Overall Dimensions W" D" H"		
	4J00-69 Swivel Chair	579	589	599	619	629	649	659	679	689	709	719	19										2	48	14.10	28	30

FEATURES

Toss Pillow Types Available: Not available
 Backs: Attached, Block Foam with Poly Fiber Cap
 Seats: Elastic Webbing Support, Block Foam with Poly Fiber Cap, Non-Ventilated, Non-Reversible
 Legs: Swivel Base with Legs



4J00 Series - Jess

We do our best to provide the most accurate information.
 However, as with all handcrafted products, dimensions,
 weights, & cubes are approximate.

ACCENTS
 April 2, 2026

4N00P Series - Nell

Type 1, 6, 11, 14 & 22 Fabric

Style Number and Description	C	D	E	F	G	H	I	J	K	L	M	ADD	Style #	ADD	#	Size	CK	FK	DP	PWR	BP	SU	LBS	C	Overall Dimensions W" D" H"			
																	ADD	ADD	ADD	ADD	ADD				W"	D"	H"	
4N0033P Motion Chair with Swivel	1279	1289	1299	1319	1329	1349	1359	1379	1389	1409	1419	19						39			INCL	189	4	126	29.11	30	39	43

4N00PAL Series - Nell

Type 10 & 25 All Leather

Style Number and Description	Choice & Select		Prime													Style #	ADD	#	Size	CK	FK	DP	PWR	BP	SU	LBS	C	Overall Dimensions W" D" H"		
																			ADD	ADD	ADD	ADD	ADD				W"	D"	H"	
4N33PAL Motion Chair with Swivel	1939	2059																	39			INCL	189	4	126	29.11	30	39	43	

FEATURES

Toss Pillow Types Available: Not available
Backs: Sinuous Wire Support, Attached, Block Foam with Poly Fiber Cap
Seats: Sinuous Wire Support, Block Foam with Poly Fiber Cap, Non-Reversible
Legs: Swivel Base



4N00P Series - Nell



4N00PAL Series - Nell

4530/4530N Series - Saylor

Type 1, 6, 11, 14 & 22 Fabric

Style Number and Description	C	D	E	F	G	H	I	J	K	L	M	ADD	FINISH: SILVER Style #	ADD	#	Size	CK	FK	DP	PWR	BP	SU	LBS	C	Overall Dimensions W" D" H"				
																	ADD	ADD	ADD	ADD	ADD				W"	D"	H"		
4534 Chair	779	789	799	819	829	849	859	879	889	909	919	19	4534N	49				39						4	57	26.44	32	34	42

FEATURES

Toss Pillow Types Available: Not available
Backs: Sinuous Wire Support, Attached, Block Foam with Poly Fiber Wrap
Seats: Sinuous Wire Support, Block Foam with Poly Fiber Wrap, Ventilated, Non-Reversible
Legs: Front: 2.5" x 7.125"; Back 2" x 7.125", Screw-In Wood



4530/4530N Series - Saylor

We do our best to provide the most accurate information.
However, as with all handcrafted products, dimensions,
weights, & cubes are approximate.

East

ACCENTS
April 2, 2026

4540/4540N Series - Smith

Type 1, 6, 11, 14 & 22 Fabric (Pricing based on #1 Fabric)

Style Number and Description	C	D	E	F	G	H	I	J	K	L	M	ADD	FINISH: SILVER Style #	ADD	#	Size	CK ADD	FK ADD	DP ADD	PWR ADD	BP ADD	SU	LBS	C	Overall Dimensions W" D" H"				
4544 Chair	989	999	1019	1039	1049	1069	1079	1099	1109	1129	1139	19	4544N	49					39					4	50	26.44	32	34	42

For Each Add'l Grade Above M
Nailhead Option
Toss Pillow Count
Coil Cushions
Frame Coil
Feather Pillows
Power Upgrade
Battery Pack
Ship Units
Weight
Cubes

FEATURES

Toss Pillow Types Available: Not available
 Backs: Sinuous Wire Support, Attached, Block Foam with Poly Fiber Wrap
 Seats: Sinuous Wire Support, Block Foam with Poly Fiber Wrap, Ventilated, Non-Reversible
 Legs: Front: 2.5" x 7.125"; Back 2" x 7.125", Screw-In Wood



4540/4540N Series - Smith

4950/4950N Series - Emory

Type 1, 6, 11, 14 & 22 Fabric

Style Number and Description	C	D	E	F	G	H	I	J	K	L	M	ADD	FINISH: PEWTER Style #	ADD	#	Size	CK ADD	FK ADD	DP ADD	PWR ADD	BP ADD	SU	LBS	C	Overall Dimensions W" D" H"				
4950-71 Swivel Glider	1069	1079	1089	1109	1119	1139	1149	1169	1179	1199	1209	19	495071N	29				29	39					4	90	28.26	33	37	40

FEATURES

Toss Pillow Types Available: Not available
 Backs: Sinuous Wire Support, Semi-Attached, Block Foam with Poly Fiber Wrap
 Seats: Sinuous Wire Support, Block Foam with Poly Fiber Wrap, Ventilated, Reversible
 Legs: Swivel Base



4950/4950N Series - Emory

5A00 Series - Adalie

Type 1, 6, 11, 14 & 22 Fabric

Style Number and Description	C	D	E	F	G	H	I	J	K	L	M	ADD	Style #	ADD	#	Size	CK ADD	FK ADD	DP ADD	PWR ADD	BP ADD	SU	LBS	C	Overall Dimensions W" D" H"				
5A00-71 Swivel Glider	989	999	1019	1039	1049	1069	1079	1099	1109	1129	1139	19						29	39					3	88	21.39	33	35	32

FEATURES

Toss Pillow Types Available: Not available
 Backs: Sinuous Wire Support, Attached, Block Foam with Poly Fiber Cap
 Seats: Sinuous Wire Support, Block Foam with Poly Fiber Wrap, Ventilated, Reversible
 Legs: Swivel Glider Base



5A00 Series - Adalie

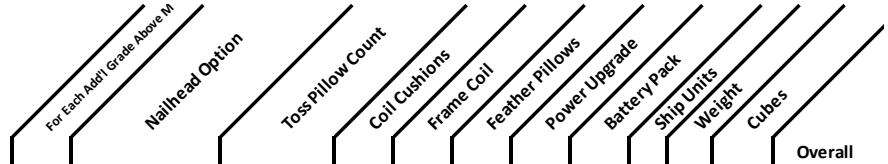
We do our best to provide the most accurate information.
 However, as with all handcrafted products, dimensions,
 weights, & cubes are approximate.

ACCENTS
 April 2, 2026

5J00 Series - Julien

Type 1, 6, 11, 14 & 22 Fabric

Style Number and Description	C	D	E	F	G	H	I	J	K	L	M	ADD	Style #	ADD	#	Size	CK	FK	DP	PWR	BP	SU	LBS	C	Overall Dimensions W" D" H"		
	769	779	799	809	829	839	859	869	889	899	919	19					29	39				3	72	20.78	33	34	32




5J00AL Series - Julien

Type 10 & 25 All Leather

Style Number and Description	Choice & Select Prime															Style #	ADD	#	Size	CK	FK	DP	PWR	BP	SU	LBS	C	Overall Dimensions W" D" H"		
	1259	1389																		29	39					2	72	20.78	33	34

FEATURES

Toss Pillow Types Available: Not available
Backs: Sinuous Wire, Attached, Block Foam with Poly Fiber Cap
Seats: Sinuous Wire, Block Foam with Poly Fiber Wrap, Tight, Reversible*
 *5J069AL not reversible
Legs: Swivel Base



5J00 Series - Julien



5J00AL Series - Julien

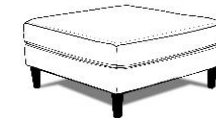
5930 Series - Gigi

Type 1, 6, 11, 14 & 22 Fabric

Style Number and Description	C	D	E	F	G	H	I	J	K	L	M	ADD	Style #	ADD	#	Size	CK	FK	DP	PWR	BP	SU	LBS	C	Overall Dimensions W" D" H"		
	499	509	519	529	539	549	559	569	579	589	599	9										2	35	14.26	37	37	18

FEATURES

Seats: Block Foam with Poly Fiber Wrap
Legs: 1.5" x 2.43" x 6", Screw-In Wood



5930 Series - Gigi

We do our best to provide the most accurate information.
 However, as with all handcrafted products, dimensions,
 weights, & cubes are approximate.

ACCENTS
 April 2, 2026

6030 Series - *Ryanne*

Type 1, 6, 11, 14 & 22 Fabric

Style Number and Description	C	D	E	F	G	H	I	J	K	L	M	ADD	Style #	ADD	#	Size	Toss Pillow Count		Coil Cushions		Frame Coil		Feather Pillows		Power Upgrade		Battery Pack		Strip Units		Weight	Cubes	Overall Dimensions		
																	CK ADD	FK ADD	DP ADD	PWR ADD	BP ADD	SU	LBS	C	W"	D"	H"								
6034 Chair	899	909	929	939	959	969	989	999	1019	1029	1049	19					29	39							4	56	27.88	31	37	42					

6030AL Series - *Ryanne*

Type 10 & 25 All Leather

Style Number and Description	Choice & Select	Prime	C	D	E	F	G	H	I	J	K	L	M	ADD	Style #	ADD	#	Size	Toss Pillow Count		Coil Cushions		Frame Coil		Feather Pillows		Power Upgrade		Battery Pack		Weight	Cubes	Overall Dimensions		
																			CK ADD	FK ADD	DP ADD	PWR ADD	BP ADD	SU	LBS	C	W"	D"	H"						
6034AL Chair	1359	1489																	29	39					4	56	27.88	31	37	42					

FEATURES

Toss Pillow Types Available: Not available
Backs: Sinuous Wire Support, Attached, Block Foam with Poly Fiber Cap
Seats: Sinuous Wire Support, Block Foam with Poly Fiber Wrap, Loose, Reversible*
 *6034AL not reversible
Legs: Front: 2.5" x 1.625" x 7.125"; Back: 2.25" x 1.25" x 6.125", Screw-In Wood



6030 Series - *Ryanne*



6030AL Series - *Ryanne*

6200 Series - *Collegedale*

Type 1, 6, 11, 14 & 22 Fabric

Style Number and Description	C	D	E	F	G	H	I	J	K	L	M	ADD	Style #	ADD	#	Size	Toss Pillow Count		Coil Cushions		Frame Coil		Feather Pillows		Power Upgrade		Battery Pack		Weight	Cubes	Overall Dimensions		
																	CK ADD	FK ADD	DP ADD	PWR ADD	BP ADD	SU	LBS	C	W"	D"	H"						
6200-31 Motion Chair	1039	1049	1069	1089	1099	1119	1129	1139	1159	1169	1189	19					39								4	80	26.13	32	34	42			

FEATURES

Toss Pillow Types Available: Not available
Backs: Sinuous Wire Support, Semi-Attached, Block Foam with Poly Fiber Fill with Zipper Access
Seats: Sinuous Wire Support, Block Foam with Poly Fiber Wrap, Tight
Legs: Front: 1.5" x 2.875" x 6"; Back: 2" x 3.25" x 6", Screw-In Wood



6200 Series - *Collegedale*

We do our best to provide the most accurate information.
However, as with all handcrafted products, dimensions,
weights, & cubes are approximate.

East

ACCENTS
April 2, 2026

7C00 Series - Carlo

Type 1, 6, 11, 14 & 22 Fabric

Style Number and Description	C	D	E	F	G	H	I	J	K	L	M	ADD	Style #	ADD	#	Size	CK ADD	FK ADD	DP ADD	PWR ADD	BP ADD	SU	LBS	C	Overall Dimensions W" D" H"		
	949	959	979	999	1009	1029	1039	1059	1069	1089	1099	19					29	39					4	81	22.04	32	34

FEATURES

Toss Pillow Types Available: Not available
 Backs: Sinuous Wire Support, Attached, Block Foam with Poly Fiber Cap
 Seats: Sinuous Wire Support, Block Foam with Poly Fiber Wrap, Ventilated, Reversible
 Legs: Swivel Glider Base



7C00 Series - Carlo

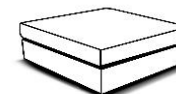
7F00 Series - Hermosa

Type 1, 6, 11, 14 & 22 Fabric

Style Number and Description	C	D	E	F	G	H	I	J	K	L	M	ADD	Style #	ADD	#	Size	CK ADD	FK ADD	DP ADD	PWR ADD	BP ADD	SU	LBS	C	Overall Dimensions W" D" H"			
	7F07 Ottoman	939	949	959	969	979	989	999	1009	1019	1029	1039	9											4	101	31.30	52	52
7F07M Medium Ottoman	759	769	779	789	799	809	819	829	839	849	859	9											3	72	18.52	40	40	20
7F07S Small Ottoman	649	659	669	679	689	699	709	719	729	739	749	9											2	48	11.85	32	32	20

FEATURES

Seats: Block Foam with Poly Fiber Wrap
 Legs: Black Casters, Screw-In Plastic



7F00 Series - Hermosa

7600 Series - Tate

Type 1, 6, 11, 14 & 22 Fabric

Style Number and Description	C	D	E	F	G	H	I	J	K	L	M	ADD	Style #	ADD	#	Size	CK ADD	FK ADD	DP ADD	PWR ADD	BP ADD	SU	LBS	C	Overall Dimensions W" D" H"			
	7600-10 Large Ottoman	419	419	429	439	449	459	469	479	489	499	509	9											2	36	13.19	48	25

FEATURES

Seats: Block Foam with Poly Fiber Wrap
 Legs: 2.25" x 1.5" x 7.875", Screw-In Wood



7600 Series - Tate

We do our best to provide the most accurate information.
 However, as with all handcrafted products, dimensions,
 weights, & cubes are approximate.

ACCENTS
 April 2, 2026

7650/N Series - Hendrix

Type 1, 6, 11, 14 & 22 Fabric

Style Number and Description	C	D	E	F	G	H	I	J	K	L	M	ADD	FINISH: BRASS Style #	ADD	#	Size	CK ADD	FK ADD	DP ADD	PWR ADD	BP ADD	SU	LBS	C	Overall Dimensions W" D" H"		
	649	649	659	669	679	689	699	709	719	729	739	9	765081N	29								2	82	14.25	36	36	19

7650AL/N Series - Hendrix

Type 10 & 25 All Leather

Choice

&
Select Prime

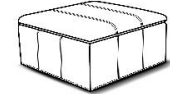
Style Number and Description	C	D	E	F	G	H	I	J	K	L	M	ADD	FINISH: BRASS Style #	ADD	#	Size	CK ADD	FK ADD	DP ADD	PWR ADD	BP ADD	SU	LBS	C	Overall Dimensions W" D" H"		
	959	1019											76581LN	29									2	82	14.25	36	36

FEATURES

Seats: Block Foam with Poly Fiber Wrap
 Legs: Casters With Brake



7650/N - Hendrix



7650AL/N - Hendrix

8C00 Series - Harlow

Type 1, 6, 11, 14 & 22 Fabric

Style Number and Description	C	D	E	F	G	H	I	J	K	L	M	ADD	Style #	ADD	#	Size	CK ADD	FK ADD	DP ADD	PWR ADD	BP ADD	SU	LBS	C	Overall Dimensions W" D" H"		
	849	859	879	889	909	919	939	949	969	979	999	19											4	90	27.92	33	34

8C00AL Series - Harlow

Type 10 & 25 All Leather

Choice

&
Select Prime

Style Number and Description	C	D	E	F	G	H	I	J	K	L	M	ADD	Style #	ADD	#	Size	CK ADD	FK ADD	DP ADD	PWR ADD	BP ADD	SU	LBS	C	Overall Dimensions W" D" H"		
	1259	1389																					4	90	27.92	33	34

FEATURES

Backs: Sinuous Wire, Attached, Block Foam with Poly Fiber Cap
 Seats: Sinuous Wire, Block Foam with Poly Fiber Cap, Tight, Non-Reversible
 Legs: Swivel Base, Screw-In, Wood



8C00 Series - Harlow



8C00AL Series - Harlow

We do our best to provide the most accurate information.
However, as with all handcrafted products, dimensions,
weights, & cubes are approximate.

East

ACCENTS
April 2, 2026


8D00/8D00N Series - Della

Type 1, 6, 11, 14 & 22 Fabric

Style Number and Description	C	D	E	F	G	H	I	J	K	L	M	ADD	FINISH: BRASS Style #	ADD	#	Size	CK ADD	FK ADD	DP ADD	PWR ADD	BP ADD	SU	LBS	C	Overall Dimensions W" D" H"			
															For Each Add'l Grade Above M	Nailhead Option	Toss Pillow Count	Coil Cushions	Frame Coil	Feather Pillows	Power Upgrade	Battery Pack	Strip Units	Weight	Cubes			
8D00-16 Tilt Back Chair	1299	1309	1329	1339	1359	1369	1389	1399	1419	1429	1449	19	8D0016N	29				29	39				5	87	32.39	35	39	41
8D07 Ottoman	469	469	489	499	499	509	519	529	539	549	559	9										1	16	6.13	28	21	18	

FEATURES

Toss Pillow Types Available: Not available
Backs: Sinuous Wire Support, Semi-Attached, Poly Fiber Fill in a Channel Bag with Zipper Access
Seats: Sinuous Wire Support, Block Foam with Poly Fiber Wrap, Ventilated, Reversible*
 *Ottoman has attached seat cushion
Legs: Front: 5.5", Rear: 4"; Screw-In Wood



8D00/8D00N Series - Della

8V00 Series - Cullen

Type 1, 6, 11, 14 & 22 Fabric

Style Number and Description	C	D	E	F	G	H	I	J	K	L	M	ADD	Style #	ADD	#	Size	CK ADD	FK ADD	DP ADD	PWR ADD	BP ADD	SU	LBS	C	Overall Dimensions W" D" H"			
															For Each Add'l Grade Above M	Nailhead Option	Toss Pillow Count	Coil Cushions	Frame Coil	Feather Pillows	Power Upgrade	Battery Pack	Strip Units	Weight	Cubes			
8V07 Ottoman	439	449	459	469	479	489	499	509	519	529	539	9											1	38	10.67	32	32	18
8V07XL Extra Large Ottoman	539	549	559	569	579	589	599	609	619	629	639	9											2	59	16.67	40	40	18

FEATURES

Seats: Block Foam with Poly Fiber Cap
Legs: Black Casters with brake, Screw-In Plastic



8V00 Series - Cullen


8W00 Series - Wright

Type 1, 6, 11, 14 & 22 Fabric

Style Number and Description	C	D	E	F	G	H	I	J	K	L	M	ADD	Style #	ADD	#	Size	CK ADD	FK ADD	DP ADD	PWR ADD	BP ADD	SU	LBS	C	Overall Dimensions W" D" H"		
															For Each Add'l Grade Above M	Nailhead Option	Toss Pillow Count	Coil Cushions	Frame Coil	Feather Pillows	Power Upgrade	Battery Pack	Strip Units	Weight	Cubes		
8W00-31 Motion Chair	1099	1109	1119	1139	1149	1169	1179	1199	1209	1229	1239	19						39		129	189	4	96	32.76	34	37	45

FEATURES

Toss Pillow Types Available: Not available
Backs: Webbing with Sinuous Wire Support, Attached, Poly Fiber Fill with Zipper Access
Seats: Sinuous Wire Support, Block Foam with Poly Fiber Cap, Tight
Legs: Front: 1.875" x 3" x 5"; Back: 2" x 3.188" x 3.75", Screw-In Wood



8W00 Series - Wright

We do our best to provide the most accurate information.
 However, as with all handcrafted products, dimensions,
 weights, & cubes are approximate.

ACCENTS
 April 2, 2026

8Z00 Series - Becca

Type 1, 6, 11, 14 & 22 Fabric

Style Number and Description	C	D	E	F	G	H	I	J	K	L	M	ADD	Style #	ADD	#	Size	CK ADD	FK ADD	DP ADD	PWR ADD	BP ADD	SU	LBS	C	Overall Dimensions W" D" H"		
														For Each Add'l Grade Above M	Nailhead Option	Toss Pillow Count	Coil Cushions	Frame Coil	Feather Pillows	Power Upgrade	Battery Pack	Strip Units	Weight	Cubes			
8Z00-69 Swivel Chair	859	869	889	909	919	939	949	969	979	999	1009	19					29	39				4	78	27.56	33	37	39
8Z00-71 Swivel Glider	969	979	989	1009	1019	1039	1049	1069	1079	1099	1109	19					29	39				4	78	27.56	33	37	39

FEATURES

Toss Pillow Types Available: Not available
Backs: Webbing Support, Loose, Block Foam with Poly Fiber Wrap with Zipper Access
Seats: Sinuous Wire Support, Block Foam with Poly Fiber Wrap, Ventilated, Reversible
Legs: -69: Swivel Base with Plastic Glides; -71: Swivel Glider Base



8Z00 Series - Becca

9G00 Series - Allie

Type 1, 6, 11, 14 & 22 Fabric

Style Number and Description	C	D	E	F	G	H	I	J	K	L	M	ADD	Style #	ADD	#	Size	CK ADD	FK ADD	DP ADD	PWR ADD	BP ADD	SU	LBS	C	Overall Dimensions W" D" H"		
														For Each Add'l Grade Above M	Nailhead Option	Toss Pillow Count	Coil Cushions	Frame Coil	Feather Pillows	Power Upgrade	Battery Pack	Strip Units	Weight	Cubes			
9G00-71 Swivel Glider	859	869	889	909	919	939	949	969	979	999	1009	19					29	39				3	78	24.41	30	37	38

FEATURES

Toss Pillow Types Available: Not available
Backs: Sinuous Wire Support, Attached, Block Foam with Poly Fiber Cap
Seats: Sinuous Wire Support, Block Foam with Poly Fiber Wrap, Ventilated, Reversible
Legs: Swivel Base with Plastic Glides



9G00 Series - Allie

We do our best to provide the most accurate information.
 However, as with all handcrafted products, dimensions,
 weights, & cubes are approximate.

ACCENTS
 April 2, 2026

9J00 Series - Asher

Type 1, 6, 11, 14 & 22 Fabric

Style Number and Description	C	D	E	F	G	H	I	J	K	L	M	ADD	Style #	ADD	#	Size	CK ADD	FK ADD	DP ADD	PWR ADD	BP ADD	SU	LBS	C	Overall Dimensions W" D" H"			
	9J07S Small Ottoman	229	229	239	249	259	269	279	289	299	309	319	9											1	11	3.76	19	19

FEATURES

Seats: Block Foam with Poly Fiber Wrap
 Legs: Nail-on Glide



9J00 Series - Asher

9950 Series - Camden

Type 1, 6, 11, 14 & 22 Fabric

Style Number and Description	C	D	E	F	G	H	I	J	K	L	M	ADD	Style #	ADD	#	Size	CK ADD	FK ADD	DP ADD	PWR ADD	BP ADD	SU	LBS	C	Overall Dimensions W" D" H"			
	9950-71 Swivel Glider	829	829	839	849	859	869	879	889	899	909	919	9					29						3	81	22.73	34	35

FEATURES

Toss Pillow Types Available: Not available
 Backs: Sinuous Wire Support, Attached, Block Foam with Poly Fiber Wrap
 Seats: Sinuous Wire Support, Block Foam with Poly Fiber Wrap, Ventilated, Reversible
 Legs: Swivel Base with Plastic Glides



9950 Series - Camden