

Basic equipment configuration: Filling machine; Typ Eurofüller-EB



Production



Bag intake backside



CIP – adapter



Electrical cabinet



Filling chamber



Carton roller conveyor (optional)



Flow meter



Operating Panel



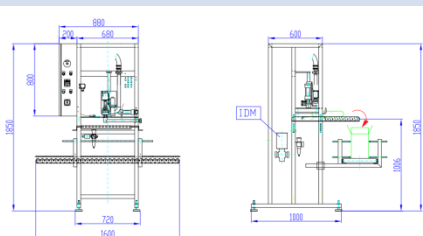
Beispiele Adaptersysteme

Performance:
3 liter up to 480 bags/hour
5 liter up to 420 bags/hour
10 liter up to 300 bags/hour
20 liter up to 180 bags/hour

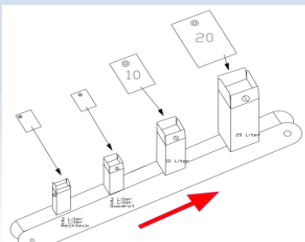
technical data
filling range: 3 ... 20 litre
compressed air pressure: 6 bar (Festo-Komponenten)
Voltage/Power: 230V (50Hz)/ 16A
control voltage 24V

- Can be used to process nearly all liquids
- Robust stainless steel construction
- High quality equipment components (Siemens ,Festo)
- Good operability

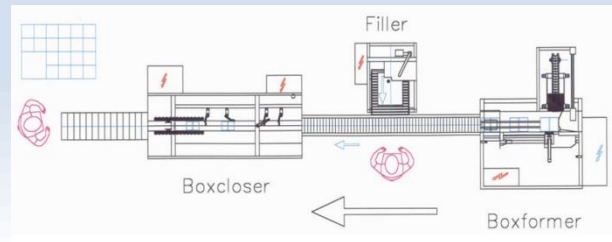
- Pre settable program modes (CIP, forward running, production)
- Maintenance friendly design allowing good accessibility
- The machine conforms to EC Machinery Directive 2006/42/EC



Dimensions L/B/H: 1500/1600/2000



Box for 3, 5, 10 und 20 litre



Assembly suggestion with Eurofüller-EB