

*Summer is here! Let's make it count.
"Learning never takes a holiday — it simply takes a
new shape."*

Dear Parents and our lovely Tiny Tots,

Summer break is a special time to rest, have fun, and learn new things! It's a chance to play in nature and spend time with family and friends.

Parents, you are the best teachers your child has! This summer, let's mix fun with learning and curiosity with creativity.

Help make this summer awesome by encouraging your kids to enjoy their holiday projects and learn along the way.

Instructions :

1. Motivate your child to complete the holiday activities independently with regular encouragement and support.
2. Promote neatness and discipline — explain the value of presenting clean, well-organized work.
3. Help them manage time wisely — set aside a fixed time daily to work on assignments so that the work gets completed gradually and stress-free.

Some suggested activities for our tiny tots are as follows:-

1. Set up a small pool or play with sprinklers to cool off in the summer heat.
2. Help kids plant flowers or veggies and watch them grow over the summer.
3. Read books together or create your own stories using puppets or stuffed animals.
4. Play classic games like tag, football, cricket, hide and seek or hopscotch.

Capture those precious moments in snapshots/ photos to create unforgettable summer memories!

Share these delightful photos with teachers when school swings back in session!

"Remember"

Learning is an exciting journey, not just something to check off a list. Let's keep our little ones curious and creative all summer long!

*Have lots of fun, stay safe, and enjoy every moment of
your summer break!!!*


ANGEL'S PUBLIC SCHOOL

CLASS – NURSERY SESSION 2025 – 26
SUMMER VACATIONS HOLIDAY HOMEWORK

WORKSHEET – I ENGLISH




WORKSHEET – II ENGLISH




WORKSHEET – III ENGLISH

TRACE THE LETTER 'B'

A large, stylized uppercase letter 'B' is centered on the page. It has a thick red outline and a yellow interior. The letter is slightly tilted to the right.




WORKSHEET – IV HINDI



WORKSHEET – V HINDI

देरवी और लिखी

‘उ’



WORKSHEET – VI HINDI

‘उ’ से होता उज्ज

उज्ज चिपकाओ



उ

उ

उ

उ

उ

उ

उ


उ

उ

उ

उ

उ



WORKSHEET – VII MATHS



TRACE IT

Standing lines :





WORKSHEET – VIII MATHS










NUMBER


2



COLOUR ALL THE PICTURES
THAT SHOW 2.




WORKSHEET – IX MATHS



WORKSHEET – X ART & CRAFT

ART & CRAFT WORKSHEET


Tear colored paper and paste
it on the beach ball.



SUMMER

WORKSHEET – XI ART & CRAFT

**CUT THE CIRCLES AT THE
BOTTOM AND PASTE THEM
IN THE CATERPILLAR.**



WORLD ENVIRONMENT DAY (5th June)



Every year World Environment Day is celebrated on 5th June to spread awareness, to encourage people to take action and to protect the environment.

- Let's germinate seeds in a small pot, water them daily and observe them grow into a plant. Share the picture of the same with your class teacher.

FATHER'S DAY (15TH June)



'My Dad is so special, he is strong and smart, That is why I love him so with all my little heart'.

Happy Father's Day!

Fun activity with Dad– Make a MOJITO for Dad and click a picture having fun.

FATHER'S DAY



MAKE A MOJITO FOR DAD!



INGREDIENTS

- 1 lime
- 1 tsp sugar
- 5 mint leaves
- soda water

RECIPE

1. squeeze the lime into a glass
2. add the sugar and mint leaves
3. add some ice
4. add soda water and stir



WORLD YOGA DAY (21ST JUNE)

Do different yoga asans under the supervision of your parents on the occasion of World Yoga Day.



Kindly share the pictures of
Yoga Day with class teacher.

STAY SAFE AND
ENJOY YOUR HOLIDAYS