

*Summer is here! Let's make it count.  
"Learning never takes a holiday — it simply takes a  
new shape."*

Dear Parents and our lovely Tiny Tots,

Summer break is a special time to rest, have fun, and learn new things! It's a chance to play in nature and spend time with family and friends.

Parents, you are the best teachers your child has! This summer, let's mix fun with learning and curiosity with creativity.

Help make this summer awesome by encouraging your kids to enjoy their holiday projects and learn along the way.

Instructions :

1. Motivate your child to complete the holiday activities independently with regular encouragement and support.
2. Promote neatness and discipline — explain the value of presenting clean, well-organized work.
3. Help them manage time wisely — set aside a fixed time daily to work on assignments so that the work gets completed gradually and stress-free.

Some suggested activities for our tiny tots are as follows:-

1. Set up a small pool or play with sprinklers to cool off in the summer heat.
2. Help kids plant flowers or veggies and watch them grow over the summer.
3. Read books together or create your own stories using puppets or stuffed animals.
4. Play classic games like tag, football, cricket, hide and seek or hopscotch.

Capture those precious moments in snapshots/ photos to create unforgettable summer memories!

Share these delightful photos with teachers when school swings back in session!

"Remember"

Learning is an exciting journey, not just something to check off a list. Let's keep our little ones curious and creative all summer long!

*Have lots of fun, stay safe, and enjoy every moment of  
your summer break!!!*

• **ANGEL'S PUBLIC SCHOOL**

• CLASS – LKG SESSION 2025 – 26

• SUMMER VACATIONS HOLIDAY HOMEWORK

• **WORKSHEET – I ENGLISH**

Write Partner Letters (Aa-Zz)

Handwriting practice lines for partner letters.

Handwriting practice lines for partner letters.

Handwriting practice lines for partner letters.

Handwriting practice lines for partner letters.

Handwriting practice lines for partner letters.




Handwriting practice lines for partner letters.

Handwriting practice lines for partner letters.

# WORKSHEET – II ENGLISH

MATCH CAPITAL & SMALL LETTERS:




A  
B  
C  
D  
E  
F  
G  
H  
I  
J  
K  
L  
M  
N  
O  
P

h  
m  
l  
o  
p  
k  
a  
b  
c  
d  
e  
f  
g  
h  
i  
j




# WORKSHEET - III ENGLISH



WRITE CVC WORDS :



\_\_\_\_\_



\_\_\_\_\_



\_\_\_\_\_



\_\_\_\_\_



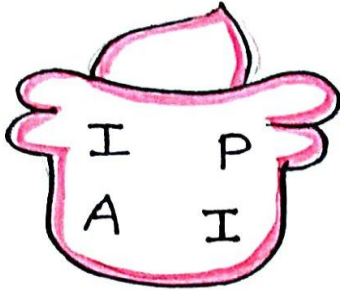
\_\_\_\_\_

# WORKSHEET – IV ENGLISH

Circle the given particular letter :->


Circle 'I'

(i)




Circle 'p'

(ii)





Circle 'M'

(iii)



Circle 'J'

(iv)







# WORKSHEET – V HINDI




अक्षर को अक्षर से मिलाओ




## WORKSHEET – VI HINDI

क से ड. तक लिखो :->


क




ख





ग



घ



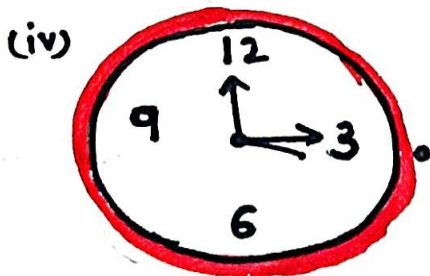


ड.






# WORKSHEET – VII HINDI

मिलान करो :->







•





[illegible]

# WORKSHEET – IX MATHS

What Comes Before :→







What Comes After :





# WORKSHEET – X MATHS

COUNT AND WRITE



Hello  
Summer



# WORKSHEET – XI FUN ACTIVITY


## ACTIVITY :

### FRUITS POPSICLES

- Watermelon popsicles :
- Watermelon cubes
- Jaggery
- Lemon juice (Blend together)

### HOW TO MAKE:

Pour the puree in popsicle mould then cover it with lid sticks in the center. Place moulds into freezer for about (4-6 hours) to harden. Take the popsicles mould out and leave it for about 2 minutes so that popsicles are lil loose inside mould to be taken out. Take out and serve "COLD" 😊





# **FUN WITH LETTERS**

- Paste watermelon seeds and make the pattern of 5 CVC words. Do this work on A-4 size sheet
- Make a teddy bear using old newspaper.

## **WORLD ENVIRONMENT DAY (5<sup>th</sup> June)**



Every year World Environment Day is celebrated on 5<sup>th</sup> June to spread awareness, to encourage people to take action and to protect the environment.

- Let's germinate seeds in a small pot, water them daily and observe them grow into a plant. Share the picture of the same with your class teacher.

## **FATHER'S DAY (15<sup>TH</sup> June)**



'My Dad is so special, he is strong and smart, That is why I love him so with all my little heart'.

Happy Father's Day!

**Fun activity with Dad**– Make a MOJITO for Dad and click a picture having fun.

# FATHER'S DAY



**MAKE A MOJITO FOR DAD!**



## INGREDIENTS

- 1 lime
- 1 tsp sugar
- 5 mint leaves
- soda water


## RECIPE

1. squeeze the lime into a glass
2. add the sugar and mint leaves
3. add some ice
4. add soda water and stir





# **FUN WITH COLOURS**




circle

Fill in the correct number below.


A circle has \_\_\_\_\_ sides.

A circle has \_\_\_\_\_ corners.






Let's trace the circle!

Find the circles and color them.  
How many circles do you see?  
Write the number below.



\_\_\_\_\_ circles

Circles are hiding in the images. Find and color the circles!



## **WORLD YOGA DAY (21<sup>ST</sup> JUNE)**

Do different yoga asans under the supervision of your parents on the occasion of World Yoga Day.



Kindly share the pictures of  
Yoga Day with class teacher.

STAY SAFE AND  
ENJOY YOUR HOLIDAYS