

Summer is here! Let's make it count.
"Learning never takes a holiday — it simply takes a new shape."

Dear Parents,

Summer break is a wonderful opportunity to relax, recharge, and reconnect — not only with nature, family, and friends but also with the joy of learning in new and exciting ways.

As the most influential teachers in your child's life, your role in this time is invaluable. Let's make this summer meaningful, by blending fun with responsibility and curiosity with creativity.

We invite you to make this summer an enriching journey for your child by encouraging them to engage sincerely with the holiday assignments.

Instructions :

1. Motivate your child to complete the holiday activities independently with regular encouragement and support.
2. Promote neatness and discipline — explain the value of presenting clean, well-organized work.
3. Help them manage time wisely — set aside a fixed time daily to work on assignments so that the work gets completed gradually and stress-free.
4. All assignments must be completed as specified by the subject teacher.
5. All holiday work will be assessed under the Subject Enrichment category and will be part of internal assessment.
6. All completed activities/assignments must be submitted on Saturday, 10th July 2025 without fail.
7. A digital copy of the holiday homework will be shared via WhatsApp and will also be available on the school website: www.angels-school.com

Learning is not a task to complete, but a journey to enjoy. Let's ensure our children stay curious, constructive, and creative during the holidays.


Have a fun-filled, safe, and productive Summer Vacation!

ANGEL'S PUBLIC SCHOOL

CLASS – VI SESSION 2025 – 26

SUMMER VACATIONS HOLIDAY HOMEWORK

SUBJECTS	HOMEWORK
English	<p>1. Read any story book</p> <p>(a) Write a short summary and name the main characters in it.</p> <p>(b) Choose 10 interesting adjectives from the book and make sentences using the 10 words.</p> <p>2. On daily basis write 5 unique words with their meanings and also learn them.</p> <p>3. Do worksheet 3 and 4 of your Bravia Assignment.</p> <p>Note :- Do it in a notebook and decorate it accordingly.</p>
Hindi	<p>(क) 'अब लड़के और लड़कियों में कोई भेदभाव नहीं रह गया है। इस कथन के पक्ष अथवा विपक्ष में अपने विचार प्रस्तुत कीजिए। इस विषय पर एक सचित्र परियोजना भी तैयार कीजिए। यह कार्य अपनी Assignment file में कीजिए।</p> <p style="text-align: center;">अथवा</p> <p>माउंट एवरेस्ट पर तिरंगा फहराने वाले कोई तीन भारतीयों के चित्र इंटरनेट से ढूँढ़कर उन्हें अपनी Assignment file में चिपकाए तथा उनके नाम के साथ – साथ उनके बारे में पाँच पंक्तियाँ भी लिखें।</p> <p style="text-align: center;">[ATTACHMENT : REVISION WORKSHEET – I OF PT - I]</p>

Maths	<p>1. Make a model of geometrical city using the concept of regular polygons.</p> <p>2. Make a chart on different types of angles or make a chart on Number sequences.</p> <p><u>[ATTACHMENT : REVISION WORKSHEET – II OF PT - I]</u></p> <p><u>[ATTACHMENT : REVISION PRACTICE SHEET – III OF PT - I]</u></p>
Science	<p>Prepare a scrapbook on topic- *Fibre to fabric*.</p> <p>(1) Roll no.-(1-5) Make a 3D model on photosynthesis .</p> <p>(2) Roll no.-(6-15) Make a working model on shadow formation.</p> <p>(3) Roll no.-(16-21) Make a working model of arm and muscles.</p> <p>(4) Roll no.-(22-30) Make a working model on simple electric circuit.</p> <p><u>[ATTACHMENT : REVISION PRACTICE SHEET – IV OF PT - I]</u></p>
Social Science	<p>Make an assignment on various Landforms on the parameters given (along with the pictures of all the parameters given below).</p> <p>(a) Climate (b) Traditional food (c) Dance form (d) Traditional dress (e) Folk dance</p> <p>(i) Roll no. (1 to 10) :- Select any three states lies in mountains (like Jammu & kashmir, Himachal, Sikkim)</p> <p>(ii) Roll no. (11 to 20) :- Select any three states lies in plateaus (like Maharashtra, Kerela, Tamil Nadu)</p> <p>(iii) Roll no. (21 to 30) :- Select any three states lies in plains (like Punjab, Haryana, West Bengal)</p> <p><u>[ATTACHMENT : REVISION WORKSHEET – V & VI OF PT - I]</u></p>
Art & Craft	<p>Make a pattern design painting from your Art and Craft Book. Page Number - 77.</p> <p>Note :- Make this art on A4 sheet with sketch Pens.</p> 
Punjabi	<p>(1) Complete the Worksheets.</p> <p><u>[ATTACHMENT : REVISION WORKSHEET – VII OF PT - I]</u></p>

[ATTACHMENT WORKSHEET- I]

HINDI

“मैं जिस भारतीय प्रजातंत्र की कल्पना करता हूँ उसका अध्यक्ष कोई किसान ही होगा”- गांधी जी की यह अभिलाषा देशरत्न राजेंद्र प्रसाद के स्वतंत्र भारत के प्रथम राष्ट्रपति होने पर निस्संदेह ही फलवती सिद्ध हुई। राजेंद्र प्रसाद जन्मना या कर्मणा किसान तो नहीं थे, पर किसान के सच्चे प्रतिनिधि अवश्य थे। उनमें एक गँवई (गाँव के) किसान की-सी सादगी, सरलता, निश्छलता और कर्मठता विद्यमान थी। उनमें किसान की तपस्या भी थी और वे स्वभाव और वेशभूषा से ठेठ किसान लगते थे। उन्होंने कभी स्वयं को भारत की ग्रामीण संस्कृति से अलग और विशिष्ट बनाने का प्रयत्न नहीं किया। उनके विचार, व्यवहार और वेशभूषा में भारतीयता की अमिट छाप थी।

गद्यांश पढ़कर पूछे गए प्रश्नों के उत्तर लिखिए-

प्रश्न 1 गांधी जी ने भारतीय प्रजातंत्र के अध्यक्ष के बारे में क्या कल्पना की थी?

उत्तर

प्रश्न 2 डॉ० राजेंद्र प्रसाद एक सच्चे किसान कैसे थे?

उत्तर

प्रश्न 3 डॉ० राजेंद्र प्रसाद के व्यक्तित्व में कौन-कौन से गुण थे?

उत्तर

प्रश्न 4 'कर्मठता' का अर्थ लिखिए।

उत्तर

प्रश्न 5 वाक्य रचना कीजिए।

उत्तर

सादगी

स्वतंत्र

प्रश्न 6 गद्यांश का उचित शीर्षक लिखिए।

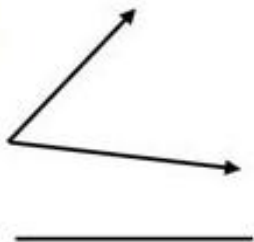
उत्तर

[ATTACHMENT WORKSHEET- II]

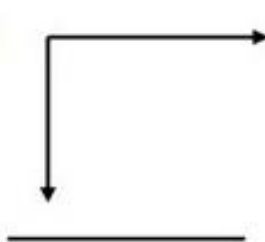
MATHEMATICS

Classify each of the following angles as **acute**, **obtuse** or **right**.

1)



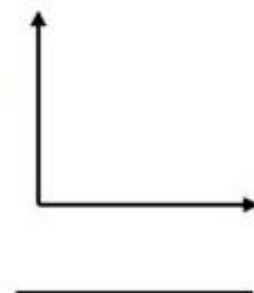
2)



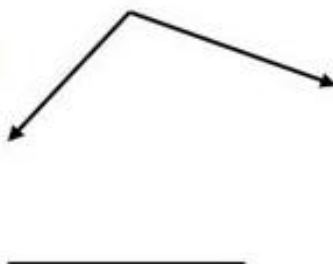
3)



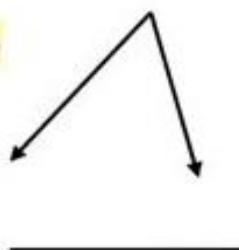
4)



5)



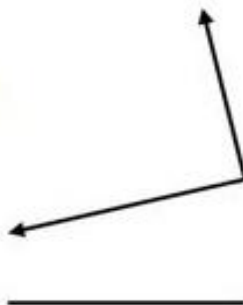
6)



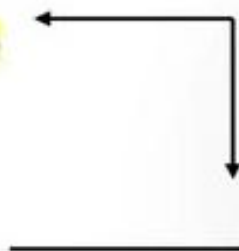
7)



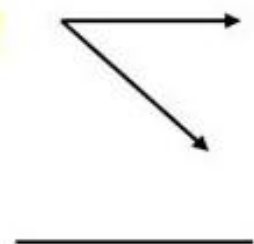
8)



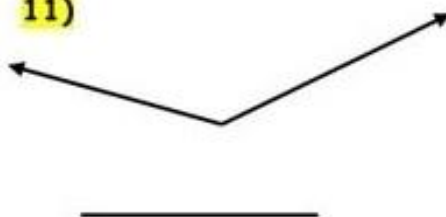
9)



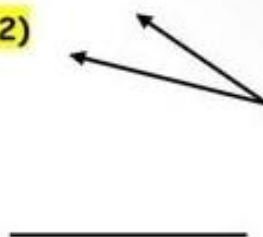
10)



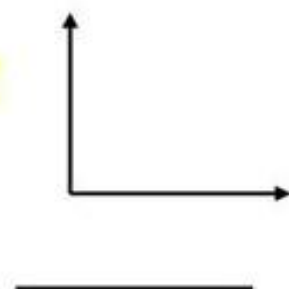
11)



12)



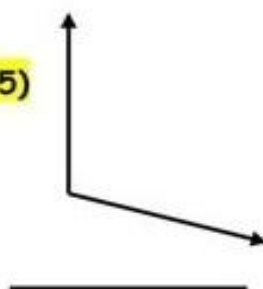
13)



14)



15)



[PRACTICE SHEET – III]

MATHEMATICS

1. (a) 2,6,8,10,14, __
(b) 3,6, __, 15,18
(c) 4,8, 12,16, __
2. 3, 9, 15, 21, 27, _ What number goes in the blank?
3. Observe the next number in the given series 2,4,6,8,__, ____
4. Observe the next number in the given series 1, 2, 3, 4, 5. ...
5. Find the number and also observe the pattern rule.
9 11 13 15 17 19 ____
6. 17,20, 23, 26, 29, ____
7. 25, 30, 35, 40, 45 ____
8. __, __, 60, 70, 80, 90,100
9. 8,__, 24,____40,__,64

[ATTACHMENT WORKSHEET– IV]

SCIENCE

I. FILL IN THE BLANKS

1. The main carbohydrates found in our food are in the form of _
2. Carbohydrates and fats provide .
to our body
3. Foods containing carbohydrates and fats are also called
4. Foods containing proteins are often called
5. Meat is a rich source of.....
6. Over eating of fat rich food leads to.....
7. Carnivores have teeth.
- 8.....help in protecting our body against diseases.

ii. NAME THE FOLLOWING.

1. Two sources of carbohydrates.
2. Two sources of fats
3. Two sources of protein
4. Two sources of vitamin C
5. Disease caused due to deficiency of iron
6. Disease caused due to deficiency of vitamin A
7. Disease caused due to deficiency of iodine.
8. Give two examples of saprophytes.
9. Name the raw material needed to prepare food items.

III TRUE OR FALSE.

1. Dietary fibres are also known as roughage.
2. Minerals are needed by our body in large quantity.
3. Our body prepares vitamin D in presence of sunlight._
4. Animals that eat plants only are called Carnivores.

IV DEFINE THE FOLLOWING.

1. Scavengers
2. Balanced diet
3. Deficiency diseases
4. Herbivores.
5. Carnivores .

[ATTACHMENT WORKSHEET- V]

SOCIAL SCIENCE

A. Match the following:

(a)



1. Small joint family

(c)



2. Big joint family

3. Small nuclear family

(b)



4. Big nuclear family

(d)



B. Encircle the correct option:

1. Your brother/sister is your

(a) cousin

(b) sibling

(c) spouse

2. Uncle and aunt's children are called

(a) sister

(b) brother

(c) cousin

3. You are your parent's

(a) child

(b) aunt

(c) sibling

4. Your father's/mother's parents are your

(a) uncle

(b) grandparents

(c) son

5. Parents and children together make a

(a) family

(b) neighbourhood

(c) relatives

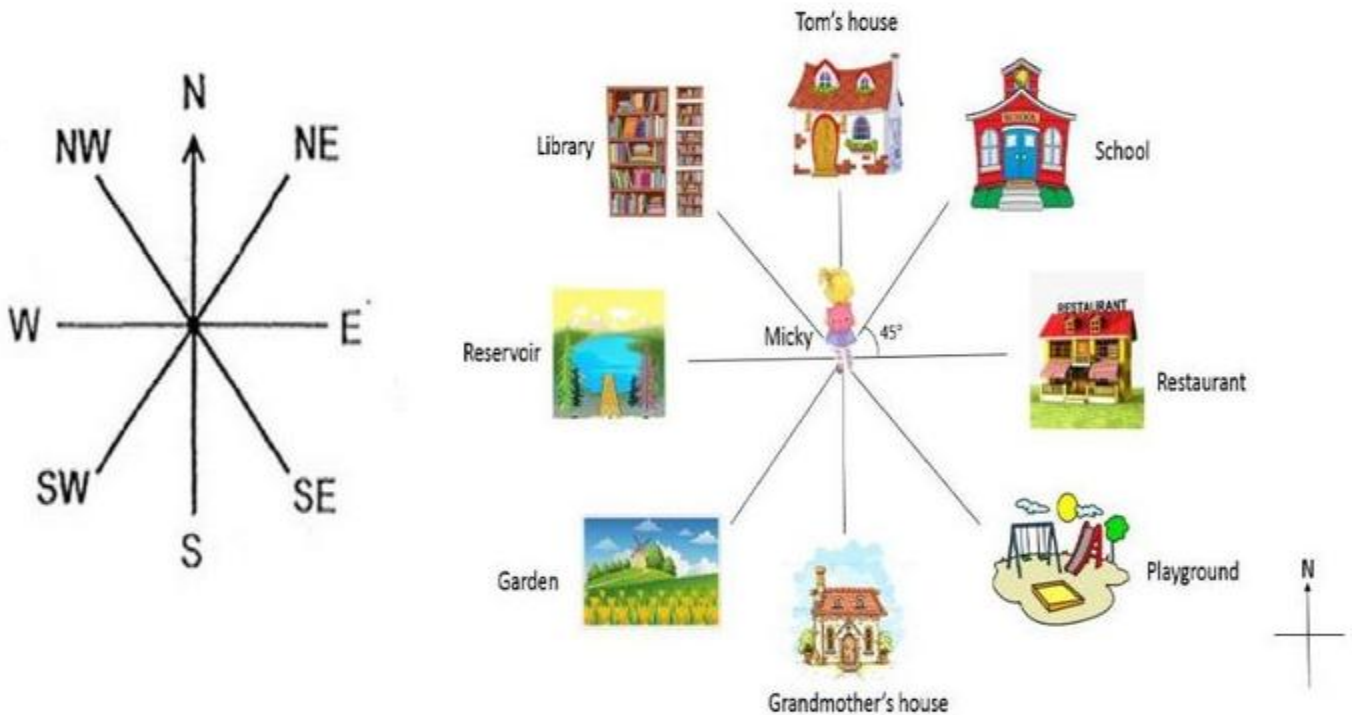
C. Find seven relationships in the word grid and encircle them:

M	O	T	H	E	R	U	S
X	C	O	U	S	I	N	I
Z	Y	T	T	A	P	C	S
I	I	W	K	U	H	L	T
O	F	I	W	N	A	E	E
G	S	F	A	T	V	Q	R
Z	V	E	H	S	O	N	M

[ATTACHMENT WORKSHEET- VI]

SOCIAL SCIENCE

Topic: The Eight Point Compass



Use the Eight Point compass to tell Micky's location. Then write your answer in the direction box. (**TYPE ANSWERS USING CAPS LOCK**)

Micky's location	Direction
1. Micky goes to school.	
2. She goes to the restaurant.	
3. Micky goes to her grandmother's house.	
4. Her friend Tom wants her to come over to his house.	
5. Micky's family goes to the reservoir.	
6. She wants to play at the playground.	
7. On Sunday, Micky's family goes to visit the garden.	
8. Micky is going the library to borrow some books.	

[ATTACHMENT WORKSHEET- VII]

PUNJABI

(ੳ) ਵਿਰੋਧੀ ਸ਼ਬਦ ਲਿਖੋ -

1. ਚੰਗਾ → _____
2. ਵੱਡਾ → _____
3. ਉਜਾਲਾ → _____
4. ਦਿਨ → _____
5. ਤੰਦੁਰਸਤ → _____
6. ਮਿੱਠਾ → _____
7. ਸਚ → _____
8. ਠੰਡਾ → _____
9. ਪਿਆਰ → _____
10. ਉੱਚਾ → _____

(ਅ) ਬਹੁਤ ਸ਼ਬਦਾਂ ਦੀ ਥਾਂ ਇੱਕ ਸ਼ਬਦ ਲਿਖੋ -

1. ਜੇ ਹਮੇਸ਼ਾ ਸੱਚ ਬੋਲੇ → _____
2. ਪਾਣੀ 'ਤੇ ਚਲਣ ਵਾਲਾ ਯਾਨ → _____
3. ਜੇ ਸਭ ਨੂੰ ਪਸੰਦ ਆਏ → _____
4. ਗੁਰੂ ਦੀ ਬਾਣੀ ਗਾਉਣ ਵਾਲਾ → _____
5. ਜਿਸਦਾ ਕੋਈ ਸਾਥੀ ਨਾ ਹੋਵੇ → _____
6. ਜੇ ਹਮੇਸ਼ਾ ਹੱਸਦਾ ਰਹੇ → _____
7. ਦੋ ਸਤਾਂ ਨਾਲ ਪਿਆਰ ਕਰਨ ਵਾਲਾ → _____
8. ਜੇ ਘਰ ਰੱਖਣ ਵਾਲੀ ਹੋਵੇ → _____
9. ਰੋ ਜ਼ਦੋ ਪਹਰ ਖਾਣ ਵਾਲਾ ਭੋਜਨ → _____
10. ਜੇ ਪੜ੍ਹਾਈ ਕਰਦਾ ਹੋਵੇ → _____

(ੲ) ਅਣਜਾਣ ਪੈਸਜ਼

ਸਕੂਲ ਸਿੱਖਿਆ ਦਾ ਮੰਦਰ ਹੈ। ਇੱਥੇ ਅਸੀਂ ਸਿਰਫ਼ ਪਾਠ ਪੜ੍ਹਦੇ ਹਾਂ, ਸਗੋਂ ਚੰਗੇ ਆਚਰਣ, ਸਮਾਂ - ਪਾਬੰਦੀ ਅਤੇ ਸਾਫ਼-ਸੁਥਰਾ ਰਹਿਣਾ ਵੀ ਸਿੱਖ ਦੇ ਹਾਂ। ਅਧਿਆਪਕ ਸਾਡੇ ਜੀਵਨ ਦੇ ਮਾਰਗ ਦਰਸ਼ਕ ਹੁੰਦੇ ਹਨ। ਸਕੂਲ ਦੀ ਜ਼ਿੰਦਗੀ ਮਨੋਰੰਜਕ ਅਤੇ ਯਾਦਗਾਰ ਹੁੰਦੀ ਹੈ।

ਸਵਾਲ:

1. ਸਕੂਲ ਕਿਸ ਚੀਜ਼ ਦਾ ਮੰਦਰ ਹੈ ?
2. ਅਸੀਂ ਸਕੂਲ ਵਿੱਚ ਕੀ ਸਿੱਖਦੇ ਹਾਂ ?
3. ਅਧਿਆਪਕ ਕੌਣ ਹੁੰਦੇ ਹਨ ?
4. ਸਕੂਲ ਦੀ ਜ਼ਿੰਦਗੀ ਕਿਵੇਂ ਹੁੰਦੀ ਹੈ ?
5. ਤੁਸੀਂ ਆਪਣੇ ਸਕੂਲ ਨੂੰ ਕਿਵੇਂ ਪਸੰਦ ਕਰਦੇ ਹੋ ?