

SUMMER VACATION

***Summer, Summer almost here,
Let's give summer a big fat cheer!
Of this fact I'm surely clear,
Summer is the best time of year.***

Dear Parents,

Holidays are time when you can connect with your child in many ways. As parents are the first and the most important teacher for a child, you can encourage your child to participate in many educational activities at home and promote his/her quest to learn. Working together will not only help your child to build, learn and develop his/her skills but also strengthen your bond with him/her. We wish you a very happy and a fruitful family time during this summer vacation.

Instructions :


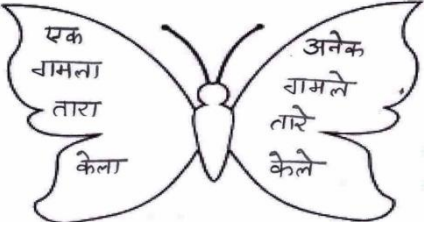

1. Parents are requested to encourage their child to complete the activities independently.
2. Inspire them to do neat work and tell them the importance of neatness.
3. Devote a fixed amount of time everyday to finish the work gradually, to avoid piling of work. Teach them about time management.
4. **All assignments are to be done in the school assignment file or as mentioned.**
5. **All the activities will be assessed in the 'Subject Enrichment' category and will be marked in the respective subjects.**
6. The activities should be submitted to school on **Wednesday, 06 July, 2022.**
7. A copy of the holiday activities is available on the school website: www.angels-school.com

***Have a fun, safe and memorable
'Summer Vacation'.***

ANGEL'S PUBLIC SCHOOL

CLASS – I SESSION 2022–23

SUMMER VACATIONS HOLIDAY HOMEWORK

| Subjects | Homework |
|----------------|--|
| English | <p>(1) Make a 'Noun Apple' on a chart paper by pasting or drawing the pictures or writing the names of different persons, places, animals/birds and things. (Picture is given for reference)</p>  <p>(2) In order to improve this writing special/skills students must write three paragraphs per week on the topic of their choice in their English grammar notebook.</p> <p>(3) Write any 10 One – Many in your assignment file.</p> <p>(4) Complete the given worksheet [ATTACHMENT– I]</p> |
| Hindi | <p>(क) एक – अनेक का वृक्ष बनाओ (कक्षा में करवाए गए शब्दों की सहायता से) जैसा कि चित्र में दिखाया गया है। (In your assignment file)</p>  <p>(ख) Complete the given worksheets. [ATTACHMENT– II,III]</p> |
| Maths | <p>(1) Make a snowman using different shapes and also write the number of each shape (as shown in the reference picture) on a chart paper.</p>  |

(2) Make the following Numbers by Pasting the notes of different values. (Number – Rs 20, Rs 5, Rs – 1, Rs – 10 , Rs – 100 , Rs – 50)

(3) Complete the given worksheet.

[ATTACHMENT- IV,V]

E V S

(1) Make a model/chart of traffic lights and also write what each light says. (Picture is given for reference)



(2) Draw pictures of five sense organs and write any 2 sentences about each. (In your assignment file)

Art & Craft

Greeting Card : - Design a birthday greeting card with the help of a colourful sheet and decorate it with colourful paper flowers.



[ATTACHMENT- I]

Given below in the box are certain Verbs and then there are pictures. Look at the pictures and write sentences of your own using Verbs. *The first one is done for you as an example.*

barking

flying

chasing

eating

sleeping

sitting

wearing

shining

digging

dancing



1. The peacock is dancing.

2. _____



3. _____

4. _____



5. _____

6. _____



7. _____

8. _____



9. _____

10. _____



[ATTACHMENT – II]

दिए गए चित्रों की सहायता से सही उत्तर चुनकर वाक्य को पूरा करें।

1. बाग से _____ चुन कर ला ।



2. _____ नल पर भर कर ला ।



3. राम _____ मत बजा ।



4. बालक _____ बजा रहा था ।



5. रमन की दादी _____ बना कर लाई ।



6. _____ इधर उधर भाग रही थी ।



7. सुधीर _____ पहन कर बाहर आ ।



8. _____ इधर उधर मत रख ।



[ATTACHMENT- III]

- सही मात्रा वाला शब्द चुनकर खाली स्थान में रखिए।

| | | | |
|---|-------|-------|-------|
|  | मीत्र | मित्र | _____ |
|  | पिता | पीता | _____ |
|  | गिनती | गिनति | _____ |
|  | दुध | दूध | _____ |
|  | फूल | फुल | _____ |
|  | केला | कैला | _____ |
|  | बैल | बेल | _____ |
|  | औखली | ओखली | _____ |
|  | ओरत | औरत | _____ |

[ATTACHMENT- IV]

TOPIC - ASCENDING AND DESCENDING (WORKSHEET)

Arrange the following numbers in ascending and descending order in the boxes given below.

The worksheet is divided into two sections: "Ascending order" and "Descending order".

Ascending order: A cloud contains the numbers 65, 73, 82, 33, and 59. Below it are five empty boxes with upward-pointing arrows to their right, and a red arrow on the far left pointing upwards.





Descending order: A cloud contains the numbers 12, 28, 54, 47, and 69. Below it are five empty boxes with downward-pointing arrows to their right, and a red arrow on the far right pointing downwards.





A girl in a pink dress stands on a wooden ladder, reaching for a star. She has a blue bucket with stars in it. A crescent moon is visible between the two clouds.





[ATTACHMENT- V]

 x  =  x  =

 x  =  x  =





 x  =  x  =

 x  =  x  =

 x  =  x  =

 x  =  x  =

 x  =  x  =

 x  =  x  =