



**ANGEL'S PUBLIC  
SCHOOL WISHES  
YOU  
A  
HAPPY NEW YEAR 2023**

*Happy  
Holidays*



# HOLIDAY HOMEWORK

## **Dear Parents,**

The vacations are back again. It is the time to bond and spend quality time with your family and stay warm in this winter season. While you do so, also make it a point to share your childhood stories with them and keep those beautiful eyes away from electronic gadgets as much as possible. Along with creating memories do take out time for these fun holiday activities to keep them mentally active and curious.

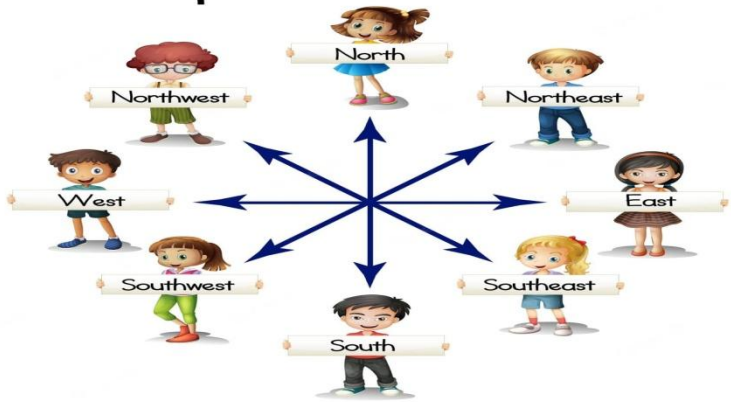

## **Instructions:**

1. Parents are requested to encourage their ward to do the homework independently. Original drawings/ illustrations and creative use of material, wherever required, will be appreciated.
2. The Holiday Homework has been designed to not burden the children with too many assignments and encourage practical learning and creative exhibition of their skills; thus providing ample time to students for leisure activities as well.
3. Worksheets should be done neatly.
4. Devote a fixed amount of time to your homework every day, so that it does not pile up.
5. All homework must be submitted by **Friday, January 6, 2023** to the respective teachers. All assignments are to be done in the school assignment file or as instructed.
6. The project assignment must be completed independently by the students; parents may provide assistance only wherever necessary.
7. A copy of the holiday homework will be available on the school web site : [www.angels-school.com](http://www.angels-school.com)



# ANGEL'S PUBLIC SCHOOL

CLASS – II HOLIDAY HOMEWORK FOR WINTER VACATIONS SESSION 2022 – 23

SUBJECTS	SYLLABUS
English	<p>(1) Complete the given worksheet. [WORKSHEET ATTACHMENT – I]</p> <p>(2) Complete the given worksheet. [WORKSHEET ATTACHMENT – II (a), (b) ]</p>
Hindi	<p>(1) Complete the given worksheet. [WORKSHEET ATTACHMENT – III ]</p> <p>(2) Complete the given worksheet. [WORKSHEET ATTACHMENT – IV ]</p> <p>(3) (क) पौधे का चित्र बनाकर, उनसे मिलने वाले फायदों पर पाँच पंक्तियाँ लिखो। (ख) पौधे को उगने के लिए किन – किन चीजों की आवश्यकता होती है। उनके चित्र बनाकर नाम लिखिए। ( In your assignment file)</p>
Maths	<p>(1) Complete the given worksheet. [WORKSHEET ATTACHMENT – V ] (a) , (b)]</p> <p>(2) Complete the given worksheet. (In your assignment file) [WORKSHEET ATTACHMENT – VI ]</p> <p>(3) Learn and write the tables from 8 to 12. (In your assignment file)</p>
EVS	<p>(1) Complete the given worksheet. [WORKSHEET ATTACHMENT – VII ]</p> <p>(2) Make a project to show the directions (east, west, north, south) and paste the picture of your house in the direction in which it is located. (Refer the given picture) <b>Compass Directions</b></p> 
Art and Craft	<p>Make a wall hanging using peanut shells.</p> 



# [ WORKSHEET ATTACHMENT – I ]

## Position and Movement

1. Look at the pictures. Fill in the blanks with the words below.

in under on next to behind between in front of



1. The girl is \_\_\_\_\_ the picture.



2. The cat is \_\_\_\_\_ the chair.



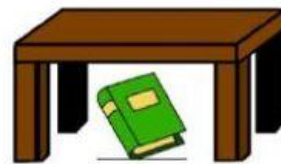
3. The school things are \_\_\_\_\_ the bag.



4. The bird is \_\_\_\_\_ the trees.



5. The dog is \_\_\_\_\_ the house.



6. The book is \_\_\_\_\_ the table.



7. The tree is \_\_\_\_\_ the rabbit.

# [ WORKSHEET ATTACHMENT – II (a) ]



## Adverbs

1. Add ly to each word to make an adverb.

1. quiet\_\_    2. loud\_\_    3. quick\_\_    4. kind\_\_

5. sad\_\_    6. slow\_\_

2. Write the adverb to complete the sentences:



The boy walked \_\_\_\_\_.



The girl sat down \_\_\_\_\_.



Ali \_\_\_\_\_ helped his friend.



He ran \_\_\_\_\_ in the race.



She yelled \_\_\_\_\_ outside.



The turtle walked \_\_\_\_\_.

3. Order the words in the sentence correctly:

barked

The

dog

loudly.

\_\_\_\_\_

# [ WORKSHEET ATTACHMENT – II (b) ]

Look at the pictures given below. Write what you see in the pictures to form a story.



It is a sunny morning.

Annie \_\_\_\_\_ . (wake)

She \_\_\_\_\_

\_\_\_\_\_ . (brush; teeth)



Then she \_\_\_\_\_ a \_\_\_\_\_ . (take; bath)

After that she \_\_\_\_\_

\_\_\_\_\_ for school. (get; ready)



She \_\_\_\_\_

\_\_\_\_\_ . (eat; breakfast)



In the evening, she \_\_\_\_\_

\_\_\_\_\_ . (water; plant)



She \_\_\_\_\_ to her

pet cat, Sammy. (give; milk)

After dinner, Annie \_\_\_\_\_

\_\_\_\_\_ . (play; toy)



At night, Annie and Sammy \_\_\_\_\_

\_\_\_\_\_ . (go; sleep)

# [ WORKSHEET ATTACHMENT - III ]

कौन क्या कर रहा है ।

तैरा

खेल

चढ़

पका

पढ़

1



माँ खाना  रही है।

2



मीरा किताब  रही है।

3



बच्चे नाव  रहे हैं .

4



लड़कियाँ  रही हैं .

5



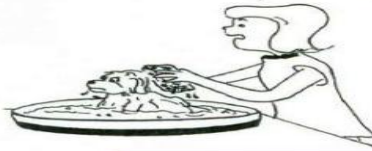
दिनेश पेड़ पर  रहा है।



# [ WORKSHEET ATTACHMENT - IV ]

प्र. चित्र देखकर सही काम वाला शब्द चुनिए :

सोना	नहलाना	खेलना
लिखना	पढ़ना	



प्र. दिनों के नाम सहीक्रम में लगाइए -

शुक्रवार

सोमवार

रविवार

मंगलवार

गुरुवार

शनिवार

बुधवार

1. \_\_\_\_\_ 2. \_\_\_\_\_ 3. \_\_\_\_\_ 4. \_\_\_\_\_  
5. \_\_\_\_\_ 6. \_\_\_\_\_ 7. \_\_\_\_\_

खाली स्थान भरो -

सात , शुक्रवार , रविवार , शनिवार , मंगलवार

- शनिवार के बाद \_\_\_\_\_ आता है।
- सोमवार और बुधवार के बीच में \_\_\_\_\_ आता है।
- गुरुवार के बाद \_\_\_\_\_ आता है।
- सप्ताह में कुल \_\_\_\_\_ दिन होते हैं।
- शुक्रवार और रविवार के बीच में \_\_\_\_\_ आता है।



# [ WORKSHEET ATTACHMENT – V (a) ]

1. Match the following.



**Rs 10 + Rs 10**



**Rs 20 + Rs 30**



**Rs 5 + Rs 5**

2. Choose the correct answer.



=



**(a) Rs 11**

**(b) 15**


**(c) 10**



+



=



**(a) Rs 55**

**(b) Rs 65**

**(c) 60**

# [ WORKSHEET ATTACHMENT – V (b) ]

I. Fill the rupees in numbers from the box given below.

1. sixty five rupees and eight paise

2. nineteen rupees

3. fifty rupees and forty paise

4. ten rupees

5. hundred rupees and sixty paise

II. Solve them.

	₹		P		
	T	O	T	O	
	5	6	3	4	
+	2	3	4	2	
₹					P

	₹		P		
	T	O	T	O	
	9	8	7	6	
-	2	3	4	2	
₹					P

# [ WORKSHEET ATTACHMENT – VI ]

Note: 1 meter (m) = 100 centimeters (cm)

## A. Convert centimeters to meters.

1. 200 cm = \_\_\_\_\_ m

2. 900 cm = \_\_\_\_\_ m

3. 600 cm = \_\_\_\_\_ m

4. 800 cm = \_\_\_\_\_ m

5. 700 cm = \_\_\_\_\_ m

6. 100 cm = \_\_\_\_\_ m

7. 500 cm = \_\_\_\_\_ m

8. 400 cm = \_\_\_\_\_ m

9. 300 cm = \_\_\_\_\_ m

10. 1,000 cm = \_\_\_\_\_ m

## B. Convert meters to centimeters.

11. 2 m = \_\_\_\_\_ cm

12. 7 m = \_\_\_\_\_ cm

13. 8 m = \_\_\_\_\_ cm

14. 9 m = \_\_\_\_\_ cm

15. 5 m = \_\_\_\_\_ cm

16. 23 m = \_\_\_\_\_ cm

17. 10 m = \_\_\_\_\_ cm

18. 36 m = \_\_\_\_\_ cm

19. 96 m = \_\_\_\_\_ cm

20. 41 m = \_\_\_\_\_ cm

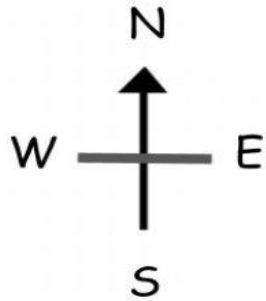


# [ WORKSHEET ATTACHMENT – VII ]

## CARDINAL POINTS



Directions:- The Cardinal Points are: East, West, North and South.



Study the pictures above then complete the sentences.

1. The \_\_\_\_\_ is to the South of the tree.
2. The house is to the \_\_\_\_\_ of the tree.
3. The \_\_\_\_\_ is to the East of the tree.
4. The school is to the \_\_\_\_\_ of the tree.