

Summer is here! Let's make it count.
"Learning never takes a holiday — it simply takes a new shape."

Dear Parents,

Summer break is a wonderful opportunity to relax, recharge, and reconnect — not only with nature, family, and friends but also with the joy of learning in new and exciting ways.

As the most influential teachers in your child's life, your role in this time is invaluable. Let's make this summer meaningful, by blending fun with responsibility and curiosity with creativity.

We invite you to make this summer an enriching journey for your child by encouraging them to engage sincerely with the holiday assignments.

Instructions :

1. Motivate your child to complete the holiday activities independently with regular encouragement and support.
2. Promote neatness and discipline — explain the value of presenting clean, well-organized work.
3. Help them manage time wisely — set aside a fixed time daily to work on assignments so that the work gets completed gradually and stress-free.
4. All assignments must be completed as specified by the subject teacher.
5. All holiday work will be assessed under the Subject Enrichment category and will be part of internal assessment.
6. All completed activities/assignments must be submitted on Saturday, 10th July 2025 without fail.
7. A digital copy of the holiday homework will be shared via WhatsApp and will also be available on the school website: www.angels-school.com



Learning is not a task to complete, but a journey to enjoy. Let's ensure our children stay curious, constructive, and creative during the holidays.



Have a fun-filled, safe, and productive Summer Vacation!

ANGEL'S PUBLIC SCHOOL

CLASS – I SESSION 2025 – 26

SUMMER VACATIONS HOLIDAY HOMEWORK

SUBJECTS	HOMEWORK
English	<p>(1) Make a 'noun sorting project' (naming words) by labelling four cups as Person, Places, Animals and Things. Cut out pictures from magazines or printouts, then place each one in the cup that matches its noun type.</p> <p>(Picture is given for the reference)</p>  <p>2. Complete the given assignment sheet.</p> <p>[ATTACHMENT WORKSHEET – I, II]</p> <p>3. Complete the given Revision assignment sheet of PT -I.</p> <p>[REVISION ATTACHMENT ASSIGNMENT SHEET - III]</p>
Hindi	<p>(1) कक्षा में करवाए गए शब्दों की सहायता से 'एक अनेक' का चार्ट बनाओ। (दिखाए गए चित्र की सहायता से)</p> <p>(2) अपने पिताजी के लिए 'फादर्स डे' का कार्ड बनाओ। अपनी और अपने पिताजी की तस्वीर लगा कर पांच पंक्तियाँ लिखो।</p>  <p>(3) Complete the given Revision assignment sheet of PT - I.</p> <p>[REVISION ATTACHMENT ASSIGNMENT SHEET - IV]</p>

Maths	<p>1. Create a colourful picture by combining different shapes on A4 size sheet. The picture can be a scenery, robot, animals etc. (Picture is given for reference)</p>  <p>2. Complete the given assignment sheet.</p> <p style="text-align: center;">[REVISION ATTACHMENT ASSINGMENT SHEET - V]</p> <p>3. Complete the given Revision assignment sheet of PT - I.</p> <p style="text-align: center;">[REVISION ATTACHMENT ASSINGMENT SHEET - VI]</p>
E V S	<p>1. Write the names of the five sense organs (Eyes, Nose, Ears, Tongue, Skin) and also explain what we do with those sense organs (See, Smell, Hear, Taste, Touch). Make a project on this or cut-outs from magazines can be pasted. (Picture is given for the reference.)</p>  <p>2. Complete the given Revision assignment sheet of PT - I.</p> <p style="text-align: center;">[REVISION ATTACHMENT ASSINGMENT SHEET - VII]</p>
Art & Craft	<p>Make a Peacock on A4 size sheet with ice cream spoons and plastic mirrors (take help from your art & craft book Page number - 34).</p>

[ATTACHMENT WORKSHEET – I]

ENGLISH

Complete the sentences by dragging and dropping the words from the help box:



happy	reading	park	playing	jumping	pulling
-------	---------	------	---------	---------	---------

1. This is a scene of a _____.

2. The children are _____.

3. The girl is _____ a book.

4. One boy is _____ happily.

5. Another boy is _____ the cart.

6. Everybody is looking _____.

[ATTACHMENT WORKSHEET – II]

ENGLISH

About
ME!

My name is:

These are the
people in my family:

My favorite
food is:



I am

years old

This is me...

My favorite hobby is:

My
favorite
ice cream
flavor is:



My favorite animal is:

My favorite book is:

When I grow up,
I want to be:

My favorite color is:



[ATTACHMENT ASSIGNMENT SHEET – III]

ENGLISH

1. Frame sentences.

- (a) happy– _____
(b) house – _____

2. Say Yes or No.

- (a) The grass is wet. ()
(b) The children played outside the house. ()

3. Tick the correct word to complete the sentence.

- (a) Rosy is a _____.
(i) duck _____ (ii) rabbit _____.
(b) They play near the _____.
(i) pond () (ii) park ()
(c) Rosy can _____.
(i) hop () (ii) swim ()
(d) Who said this? Write the names.
(i) We cannot go out to play. _____. (ii) I can swim. _____
(e) Circle the odd word in each line.
(i) back pack duck sack (ii) cow low how now
(f) One – Many
(i) crayon _____ (ii) apple – _____
(iii) star – _____ (iv) ship – _____ (v) pen – _____

(g) Rearrange the words to make sentences.

- (i) car/ blue/ The/ is
A1 _____
(ii) sun/ the/ is bright
A2 _____
a. dog/ the/ to/ likes/ play

(h) Name these people. Choose words from the box.

- (i) I work in a hospital. I am a _____. (nurse / artist)
(ii) I draw pictures. I am an _____. (tailor/ artist)

(i) In each group of words. Circle the names of things.

- (i) peacock car lion sheep.
(ii) Friend uncle eraser aunt

(j) Write P for person, A for animal, T for thing.

- (i) lion _____ (ii) postman– _____
(iii) pencil _____ (iv) bus– _____ (v) cow– _____

(k) Questions and answers.

- (i) What was shining?
A1 _____
(ii) Who is Dippy?
A2 _____
(iii) Who was happy ?
A3 _____

[ATTACHMENT ASSIGNMENT SHEET – IV]

HINDI

1) वाक्य बनाओ

- (क) घर- _____.
- (ख) पपीता- _____.
- (ग) तबला- _____.

2) प्रश्न/उत्तर

- (क) राधा क्या लाई?
उ०- _____.
- (ख) कौन सा महीना आया?
उ०- _____.
- (ग) राजा ने क्या खाया?
उ०- _____.

3) खाली स्थान भरो

- (क) अनवर _____ चल।
- (ख) _____ डर जाएगी।
- (ग) भरत _____ कर।


4) अक्षरों को मिलाकर लिखो।

- (क) र+ ा+ज+ ा = _____
- (ख) ग+ ि+ ल+ ा+ स = _____
- (ग) प+ व+ न = _____
- (घ) न+ ट+ ख+ ट = _____

5) चित्र देखकर उनके सही नाम पर गोला लगाओ-:

(क) गर () घर ()

(ख) मछली () मछलि ()



खंड (ख) व्याकरण

6) एक अनेक.

- (1) तारा- _____ (2) चूहा- _____ (3) किताब- _____
- (4) तबला- _____ (5) पैसा- _____

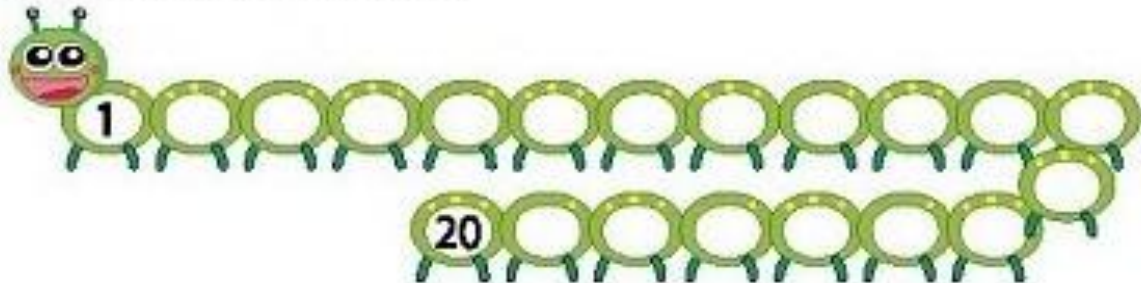
7) नाम वाले शब्दों को गोल लगाए-:

- (1) मेरे पास एक पेंसिल है। (2) अध्यापक पढ़ रहा है।
- (3) मैं कल दिल्ली गया। (4) रानी मेरी बहन है।

[ATTACHMENT WORKSHEET – V]

MATHEMATICS

1. Fill in the missing numbers.



2. Write the given numbers as mentioned.


13, 15, 9, 12

Ascending order :

11, 5, 17, 10

Descending order :

3. Colour the set in **Pink** which has more number of ducks and in **Yellow** which has less number of ducks.



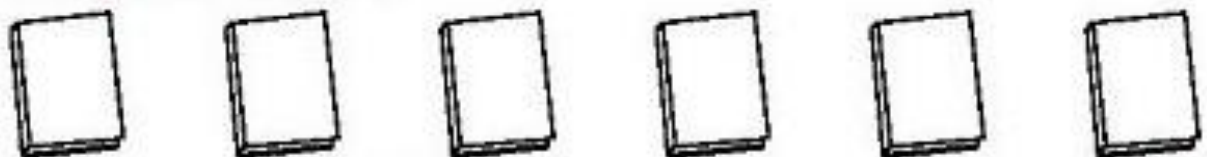
4. Make the groups as mentioned and colour them.



Group of 6 candies



Group of 4 notebooks



[ATTACHMENT ASSIGNMENT SHEET – VI]

MATHEMATICS

1. Write number names.

(a) 7 – _____

(b) 15 – _____

(c) 26 – _____

(d) 72 – _____

(e) 51 – _____

(f) 93 – _____

2. Tick the heavier object and circle the lighter one.



3. Put signs.

(a) 17 _____ 17

(b) 35 _____ 28

(c) 56 _____ 59

4. What comes just before?

(a) _____ 30

(b) _____ 64

(c) _____ 91

(d) _____ 15

5. What comes just after?

(a) 68 _____

(b) 92 _____

(c) 36 _____

(d) 49 _____

6. What comes in between?

(a) 32 _____ 34

(b) 71 _____ 73

(c) 54 _____ 56

7. Circle the largest number.

(a) 52 , 73 , 25

(b) 81, 74, 66

8. Circle the smallest number.

(a) 15 , 10 , 18

(b) 38 , 21 , 15

9. Fill in the blanks.

(a) 1 ten and 7 ones = _____

(b) 1 ten and 3 ones = _____

10. Fill in the blanks.

(a) 14 = _____ ten and _____ ones

(b) 19 = _____ ten and _____ ones

11. Arrange the numbers from smallest to biggest:

(a) 50, 37, 33, 55

Ans: _____

(b) 57, 41, 32, 36

Ans: _____

12. Arrange the numbers from biggest to smallest:

(a) 74, 25, 44, 38

Ans: _____

(b) 52, 13, 32, 62

Ans: _____

13. Dodging tables:

(a) $2 \times 9 =$ _____

(b) $3 \times 6 =$ _____

(c) $2 \times 4 =$ _____

[ATTACHMENT ASSIGNMENT SHEET – VII]

ENVIRONMENTAL SCIENCE

1. Fill in the blanks:

- (a) We have _____ toes in all.
- (b) Our _____ helps us to see.
- (c) A family that has many members is called a _____ family.
- (d) We have _____ all over our body.

2. True/ False:

- (a) We smell with our nose.()
- (b) We have five sense organs.()
- (c) We are our parent's children. ()
- (d) There are many members in a small family. ()

3. Tick the correct answer:

- (a) My father and mother are my_____.
(i) daughter_____ (ii) parents_____ (iii) sons_____
- (b) Which sense organ tells us that the desk is brown?
(i) eyes_____ (ii) tongue_____ (iii) skin_____
- (c) If your hands are tied behind, you will not be able to _____.
(i) run_____ (ii) speak_____ (iii) hold books _____
- (d) A family lives _____ in a home.
(i) care_____ (ii) together_____ (iii) member_____

4. Match the following:

- | | |
|------------|-------------|
| (a) eyes | (i) feel |
| (b) tongue | (ii) see |
| (c) skin | (iii) taste |

5. Name the part of the body that rhymes with these words.

- (a) REST –C_____ (b) ROSE – N_____

6. Which sense organ helps you to:

- (a) smell perfume – _____
- (b) feel softness – _____
- (c) watch movies – _____

7. Answer the following questions:

- (a) Which sense organ helps us to taste?

Ans– _____

- (b) Which sense organ helps us to see?

Ans– _____

- (b) Which part of the body do you use to throw a ball?

Ans– _____

- (d) What is a big family?

Ans – _____