

*Summer is here! Let's make it count.  
"Learning never takes a holiday — it simply takes a  
new shape."*

Dear Parents and our lovely Tiny Tots,

Summer break is a special time to rest, have fun, and learn new things! It's a chance to play in nature and spend time with family and friends.

Parents, you are the best teachers your child has! This summer, let's mix fun with learning and curiosity with creativity.

Help make this summer awesome by encouraging your kids to enjoy their holiday projects and learn along the way.

Instructions :

1. Motivate your child to complete the holiday activities independently with regular encouragement and support.
2. Promote neatness and discipline — explain the value of presenting clean, well-organized work.
3. Help them manage time wisely — set aside a fixed time daily to work on assignments so that the work gets completed gradually and stress-free.

Some suggested activities for our tiny tots are as follows:-

1. Set up a small pool or play with sprinklers to cool off in the summer heat.
2. Help kids plant flowers or veggies and watch them grow over the summer.
3. Read books together or create your own stories using puppets or stuffed animals.
4. Play classic games like tag, football, cricket, hide and seek or hopscotch.

Capture those precious moments in snapshots/ photos to create unforgettable summer memories!

Share these delightful photos with teachers when school swings back in session!

"Remember"

Learning is an exciting journey, not just something to check off a list. Let's keep our little ones curious and creative all summer long!

*Have lots of fun, stay safe, and enjoy every moment of  
your summer break!!!*

# ANGEL'S PUBLIC SCHOOL













CLASS – UKG SESSION 2025 – 26

SUMMER VACATIONS HOLIDAY HOMEWORK

## WORKSHEET – I

### ENGLISH


Write the given numbers in each set in the correct order.



•

Match with the correct phonics sound					
B		ट	S		क
L		म	U		फ
M		ब	I		अ
R		ल	F		इ
T		र	K		स

Find and make three Letter words



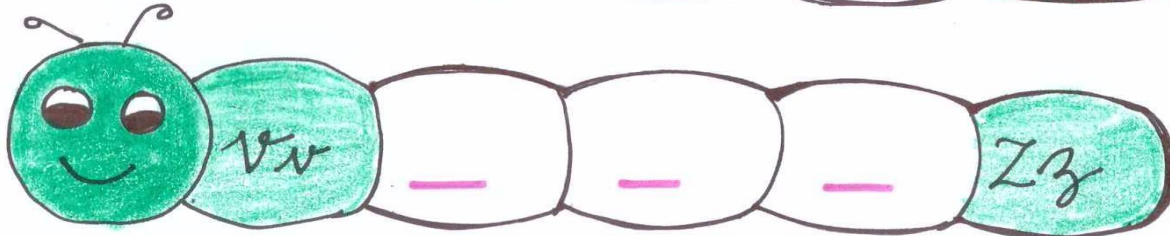
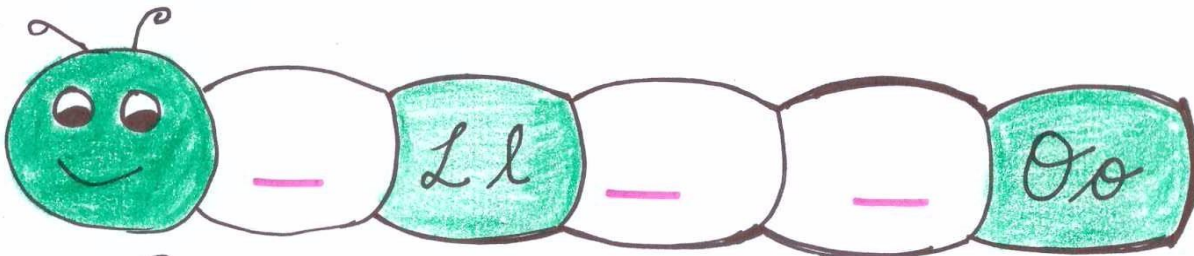

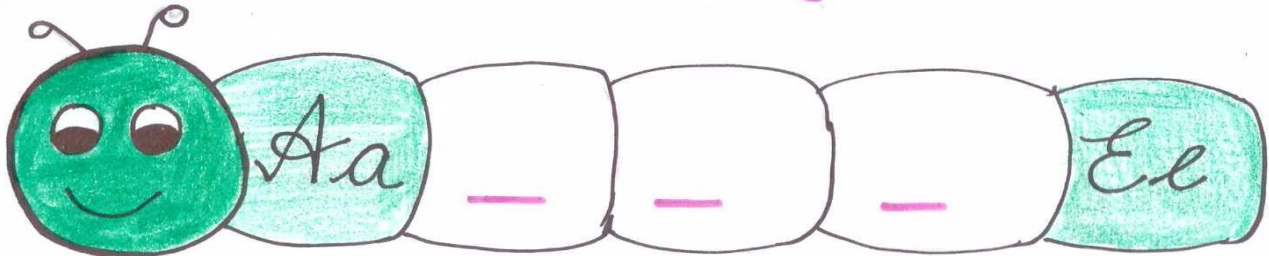


A cloud-shaped word search puzzle containing the letters: a, p, i, m, t, b, r, e, n, l, w, c, g. To the right of the cloud is a grid of 10 empty rectangular boxes for writing answers.




# WORKSHEET – III ENGLISH

Write the Missing Letters



# WORKSHEET – IV ENGLISH


Colour my Sound



A

P


C



M

S

D



L

G

F



T

Q

K



A

E


N



J

L

A



Z


B

W



# WORKSHEET - V ENGLISH

Fill in the blanks with correct vowel



Ch\_\_ss



Ch\_\_ck



Ch\_\_in



Ch\_\_ir



Ch\_\_ps




Ch\_\_n

Match the pictures with correct diagraphs




Cheese



Church




Chop



Cherry




Chat



Check

## WORKSHEET – VI HINDI

दिए गए अक्षर से रिक्त स्थान भरें -



न  
अंत में



उपव...

बरत...

अचक...

उबट...

अ  
पहले


खाली स्थान भरें



पढ़।



पर चढ़।



चल।

पर मत चल।




# WORKSHEET – VII HINDI

## शब्द पहिली



सही अक्षर पर गोल लगाओ



व र क न श

घ न र क म



भ ट श क्ष ज



य ध म ठ ड





## WORKSHEET – VIII HINDI

रिक्त स्थान भरौ –

का		गा		ङ
चा		जा		झ
	ठा		ढा	ण
ता		दा		ना
	फा		भा	
या		ला		शा

# WORKSHEET – IX MATHS

Circle the right numbers

twelve

10

12

11

five

5

7

9

ten

1

10

6

three

2

5

3

eleven

15

11

10

seven

7

5

4

thirteen

14

13

7



# WORKSHEET – X MATHS

## Before and After

Fill in the blank, with the numbers that come before and after the given number.

	4	
--	---	--

	9	
--	---	--

	13	
--	----	--

	18	
--	----	--

	22	
--	----	--

	28	
--	----	--

	34	
--	----	--

	39	
--	----	--

	46	
--	----	--

	48	
--	----	--

	54	
--	----	--

	58	
--	----	--

	63	
--	----	--

	70	
--	----	--

	76	
--	----	--

	81	
--	----	--

	86	
--	----	--

	90	
--	----	--

	92	
--	----	--

	95	
--	----	--

	99	
--	----	--

# **FUN WITH LETTERS**

- Paste watermelon seeds and make the pattern of 5 CVC words. Do this work on A-4 size sheet
- Make a teddy bear using old newspaper.



## **WORLD ENVIRONMENT DAY (5<sup>th</sup> June)**



Every year World Environment Day is celebrated on 5<sup>th</sup> June to spread awareness, to encourage people to take action and to protect the environment.

- Let's germinate seeds in a small pot, water them daily and observe them grow into a plant. Share the picture of the same with your class teacher.



# **FATHER'S DAY (15<sup>TH</sup> June)**



'My Dad is so special, he is strong and smart, That is why I love him so with all my little heart'.

Happy Father's Day!

**Fun activity with Dad**– Make Watermelon popsicles with the help of your dad. And enjoy the mouth watering chuski with your Dad and click a picture while having fun.



## **Ingredients :**

- 1 glass watermelon juice.
- ½ cup lemon juice.
- Sugar powder ( if required)

## **How to make watermelon popsicles –**

- Remove seeds from the watermelon and grind to extract its juice and sieve it.
- Add lemon juice to it and mix well. □Add sugar powder ( if required)  
□Mix and pour in kulfi moulds.
- Freeze for at least 3 hours and it's ready.

# FUN WITH COLOURS



circle

Fill in the correct number below.

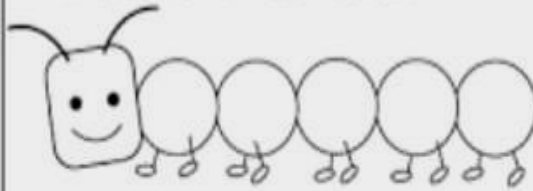
A circle has \_\_\_\_\_ sides.

A circle has \_\_\_\_\_ corners.



Let's trace the circle!

Find the circles and color them.  
How many circles do you see?  
Write the number below.



\_\_\_\_\_ circles

Circles are hiding in the images. Find and color the circles!





# **WORLD YOGA DAY (21<sup>ST</sup> JUNE)**

Do different yoga asans under the supervision of your parents on the occasion of World Yoga Day.



STAY SAFE AND  
ENJOY YOUR HOLIDAYS