

*Summer is here! Let's make it count.*  
*"Learning never takes a holiday — it simply takes a new shape."*

Dear Parents,

Summer break is a wonderful opportunity to relax, recharge, and reconnect — not only with nature, family, and friends but also with the joy of learning in new and exciting ways.

As the most influential teachers in your child's life, your role in this time is invaluable. Let's make this summer meaningful, by blending fun with responsibility and curiosity with creativity.

We invite you to make this summer an enriching journey for your child by encouraging them to engage sincerely with the holiday assignments.

Instructions :

1. Motivate your child to complete the holiday activities independently with regular encouragement and support.
2. Promote neatness and discipline — explain the value of presenting clean, well-organized work.
3. Help them manage time wisely — set aside a fixed time daily to work on assignments so that the work gets completed gradually and stress-free.
4. All assignments must be completed as specified by the subject teacher.
5. All holiday work will be assessed under the Subject Enrichment category and will be part of internal assessment.
6. All completed activities/assignments must be submitted on Saturday, 10th July 2025 without fail.
7. A digital copy of the holiday homework will be shared via WhatsApp and will also be available on the school website: [www.angels-school.com](http://www.angels-school.com)

Learning is not a task to complete, but a journey to enjoy. Let's ensure our children stay curious, constructive, and creative during the holidays.

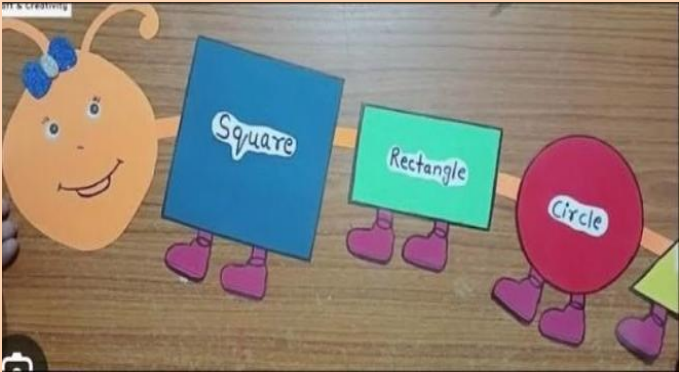

*Have a fun-filled, safe, and productive Summer Vacation!*

# ANGEL'S PUBLIC SCHOOL

CLASS – II SESSION 2025 – 26

## SUMMER VACATIONS HOLIDAY HOMEWORK

SUBJECTS	HOMEWORK
English	<p>(1) Reading is a good habit. Read two pages of literature every day.</p> <p>(2) Write 10 doing words (Action words). Also paste the pictures (in your assignment file).</p> <p>(3) Complete the given Revision assignment sheet of PT -I.</p> <p><b><u>[ATTACHMENT – I, II &amp; III]</u></b></p>
Hindi	<p>(क) पढ़ना एक अच्छी आदत है। प्रतिदिन हिन्दी के दो पृष्ठ पढ़ें।</p> <p>(ख) अपनी पाँच मनपसंद सब्जियाँ, फूल और फलों के नाम लिखिए और चित्र चिपकाए ।</p> <p>(ग) कार्य पत्रक पूरा करें।</p> <p><b><u>[ATTACHMENT – IV , V &amp; VI]</u></b></p>


<b>Maths</b>	<p>(1) Make a caterpillar with help of different shapes (Rectangle square, circle etc.) Picture is given for reference.</p>  <p>(2) Learn and write tables from 2 to 10. (in your assignment file)</p> <p>(3) Complete the given Revision assignment sheet of PT -I.</p> <p><b><u>[ATTACHMENT-VII, VIII &amp; IX]</u></b></p>
<b>E V S</b>	<p>(1) Make a chart of Indoor games and Outdoor games.(Total 6)</p> <p>(2) Make a beautiful Animal Mask by using paper, plates, ice-cream, spoons, sticks, painting colors and glitters etc.</p> <p>(3) Complete the given Revision assignment sheet of PT -I.</p> <p><b><u>[ATTACHMENT-X, XI &amp; XII]</u></b></p>
<b>Art &amp; Craft</b>	<p>Make a beautiful hanging fish with hard sheet/cardboard, colorful papers and teasels. (Picture is given for the reference)</p> 

# **[ATTACHMENT WORKSHEET – I]**

## **ENGLISH**

### **1. Let's read and color.**

1. The sand is yellow.
2. The water is blue.
3. I saw a sand castle. It's yellow.
4. The boats are brown and black.
5. The beach umbrella is purple and pink.
6. The beach chairs are green and orange.





# [ATTACHMENT WORKSHEET – II]

## ENGLISH

S	W	E	D	N	E	S	D	A	Y	X	C
T	D	W	Z	F	X	A	X	B	U	J	U
H	R	M	O	N	D	A	Y	W	S	U	T
U	T	Q	S	F	U	O	W	Y	A	D	U
R	A	W	S	X	V	F	E	X	T	C	E
S	D	P	C	B	G	R	X	C	U	K	S
D	W	P	V	S	A	I	C	T	R	B	D
A	Y	A	Y	X	V	D	U	I	D	O	A
Y	C	H	O	F	I	A	I	T	A	R	Y
G	S	U	N	D	A	Y	E	A	Y	W	Y

Can you find all 7 days of the week?

M .....

T .....

W .....

T .....

F .....

S .....

S .....

Complete the sentences.

The day before Tuesday is .....

The day after Wednesday is .....

The day before Monday is .....

The only name beginning with "F" is .....

Two days after Thursday is .....

One day before Thursday is.....

The day between Monday and Wednesday is .....


Look at the calendar and answer the questions.

What day is the 1<sup>st</sup> May? It is .....

What day is the 6<sup>th</sup> May? It is .....

What day is the 10<sup>th</sup> May? It is .....

What day is the 2<sup>nd</sup> April? It is .....



# [ATTACHMENT WORKSHEET – III]

## ENGLISH

Rearrange the words to make sentences.

1. are They rope. jumping

\_\_\_\_\_



2. blue. The is car

\_\_\_\_\_



3. cat The sleeping. is

\_\_\_\_\_



4. bird branch. The is on the

\_\_\_\_\_



5. book. a She reading is

\_\_\_\_\_



### **Punctuation**

Rewrite the sentences using capital letters and full stops.



1. i have a pet cat

\_\_\_\_\_

2. that is my house

\_\_\_\_\_

3. it is raining

\_\_\_\_\_

4. i like cakes and buns

\_\_\_\_\_

5. the bird is singing

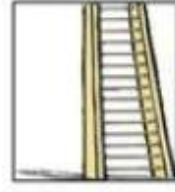
\_\_\_\_\_

# [ATTACHMENT WORKSHEET – IV]

## HINDI

### वर्णमाला

चित्र को देखकर निम्न वर्ग पहेली में उनके नाम ढूँढो और खानों में रंग भी भरों -



सि	पा	ही	ज	प	पी	ता
क	ग	रा	नी	ब	ला	उ
सी	ढ़ी	ज	ढ	ध	ड	जी
टी	ठ	म	ग	र	म	भ
छ	द	क	भ	ती	र	म
ल	क	ड़ी	ज	प	न	घ
क्ष	ली	फ	रे	ल	गा	ड़ी



## [ATTACHMENT WORKSHEET – V]

### HINDI

नीचे दिए गए शब्दों में प्रत्यय शब्द जोड़कर नए शब्द बनाइये

लिखा + वट = लिखावट

बना + वट = \_\_\_\_\_

सजा + वट = \_\_\_\_\_

दिखा + वट = \_\_\_\_\_

मिला + वट = \_\_\_\_\_

बुना + वट = \_\_\_\_\_

हसा + वट = \_\_\_\_\_

गिरा + वट = \_\_\_\_\_

थका + वट = \_\_\_\_\_

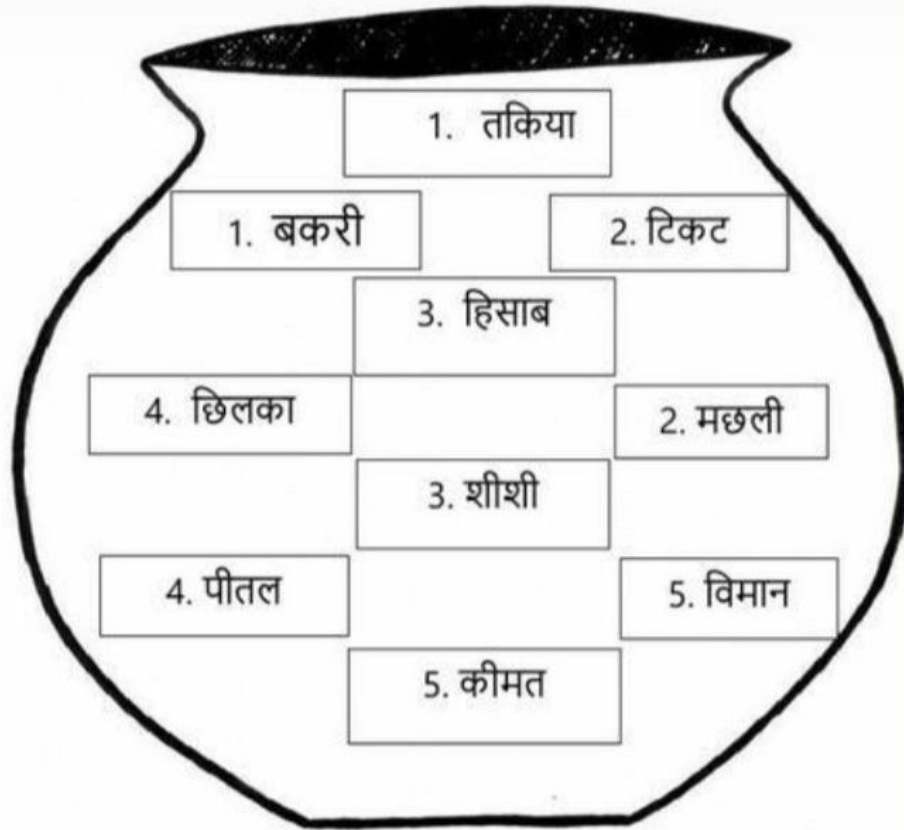
बसा + वट = \_\_\_\_\_



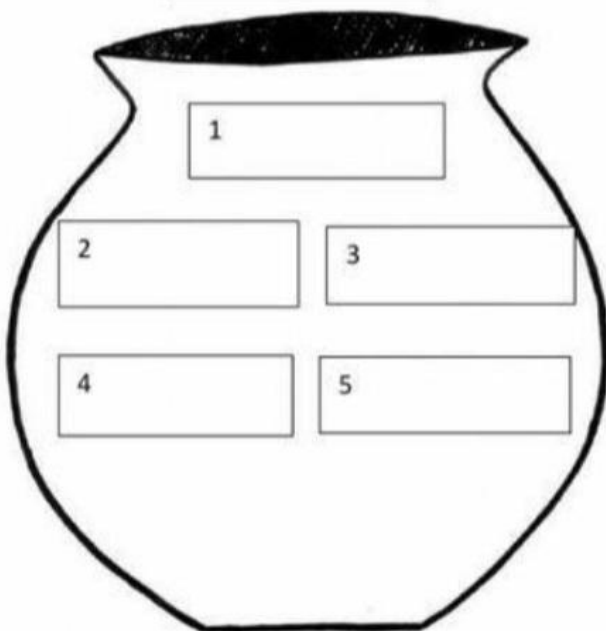
# [ATTACHMENT WORKSHEET – VI]

## HINDI

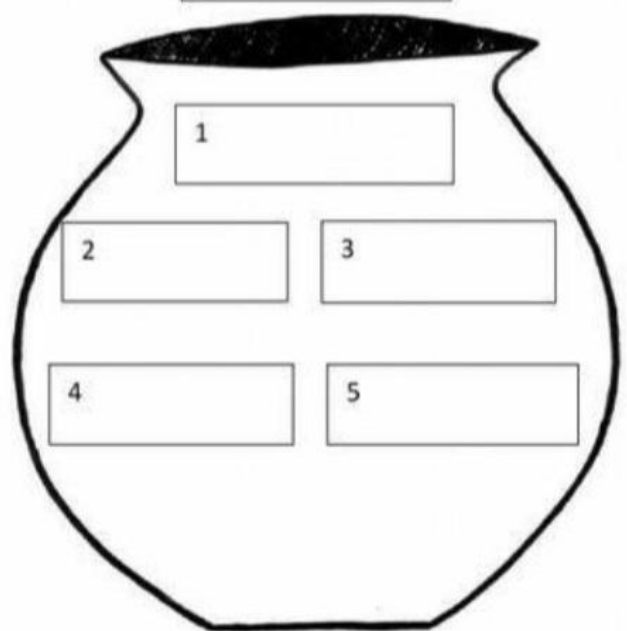
- मटके में रखे 'इ' और 'ई' मात्रा वाले शब्द मिलजुल गए हैं। उनमें से इ और ई मात्रा वाले शब्दों को छाँटकर अलग - अलग मटके में रखें।



ि इ



ी ई



**[ATTACHMENT WORKSHEET – VII]**  
**MATHEMTICS**

Arrange the following in ascending order.

a. 97      36      49      68      28      79

--	--	--	--	--	--

b. 85      62      73      71      98      35

--	--	--	--	--	--

b. 83      94      72      61      57      27

--	--	--	--	--	--

Write the number coming between.

32      34      25      27

70      72      91      93

48      50      87      89

Write the numbers before and after.

  40            64  

  85            32  

  57            92

# **[ATTACHMENT WORKSHEET – VIII ]**

## **MATHEMATICS**

**Topic: Odd and Even Numbers**

**Instructions: Circle the even numbers in blue and the odd numbers in red.**

**1. Circle the Even Numbers (in blue)**

(a) 4    9    6    3    8    11    2    13    10    7

(b) 14    17    20    21    24    25    18    19    22    23

**2. Circle the Odd Numbers (in red)**

(a) 1    2    5    6    9    10    13    14    15    16

(b) 3    4    7    8    11    12    17    18    19    2

**3. Write the number names.**

(a) 278 – \_\_\_\_\_

(b) 714 – \_\_\_\_\_

(c) 155 – \_\_\_\_\_

(d) 932 – \_\_\_\_\_

**4. Write in expanded form-**

(a) 555 – \_\_\_\_\_

(b) 675 – \_\_\_\_\_

(c) 129 – \_\_\_\_\_

(d) 456 – \_\_\_\_\_

**5. Write in reduced form.**

(a)  $600 + 30 + 5 =$  \_\_\_\_\_

(b)  $400 + 20 + 2 =$  \_\_\_\_\_

(c)  $500 + 20 + 5 =$  \_\_\_\_\_


(d)  $700 + 30 + 7 =$  \_\_\_\_\_

# [ATTACHMENT WORKSHEET – IX]

## MATHEMATICS

### HOW MANY OF EACH SHAPE?

Count & write the correct answer in the box below.



–



–



–



–



–



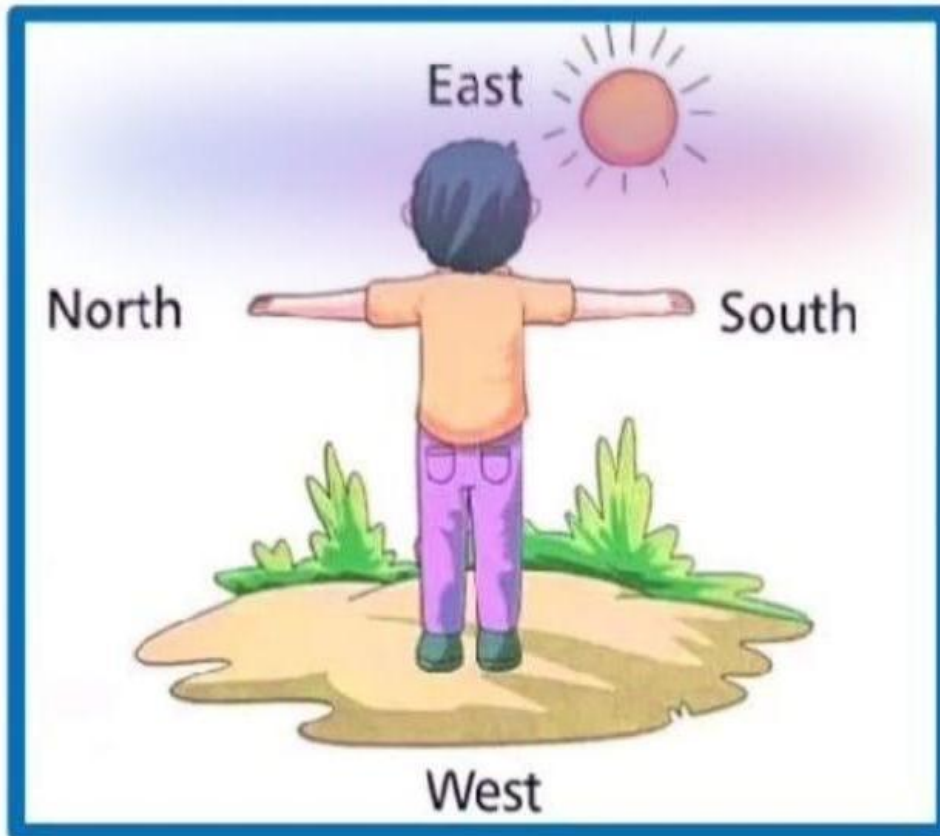
–



# [ATTACHMENT WORKSHEET – X]

## E V S

Look at the picture and write the answer in one word.



1. How many directions are there in total?	
2. Boy is looking in which direction?	
3. Sun rises from which direction?	
4. Which direction is opposite East?	
5. Which direction is opposite North?	

# [ATTACHMENT WORKSHEET – XI]

## E V S

### Q1 Fill in the blanks

Smell	taste	see	hear	feel
-------	-------	-----	------	------

1. I can.....different shapes.
2. I can .....sweets.
3. I can.....hot milk.
4. I can.....sweet fragrance of flowers.
5. I can.....soft music.

### Q2.Name the following

1.Four eatables made from milk

.....	.....
.....	.....

2.Four vegetables you like to eat

.....	.....
.....	.....

3.Four fruits you like to eat

.....	.....
.....	.....

4.Four parts of the body

.....	.....
.....	.....

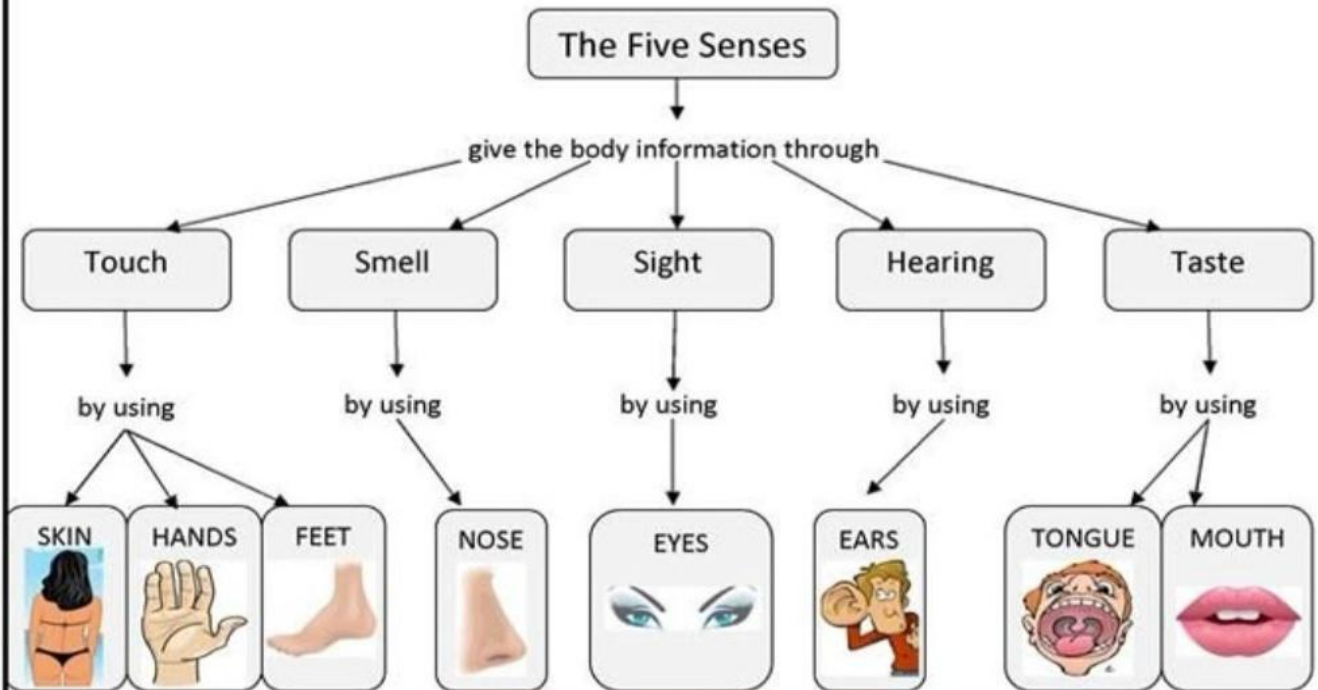
5.Four food items we get from animals

.....	.....
.....	.....

# [ATTACHMENT WORKSHEET – XII]

## E V S

# The Five Senses



### NAME FIVE THINGS YOU CAN

Touch/feel	Smell	See	Hear	Taste

I love the smell of \_\_\_\_\_  
I hate the sight of \_\_\_\_\_  
I love the feel of \_\_\_\_\_  
I like the taste of \_\_\_\_\_  
I love the sound of \_\_\_\_\_

### Which is the odd one out?

- |            |           |             |       |
|------------|-----------|-------------|-------|
| 1. cookie  | ice cream | lollipop    | stone |
| 2. music   | water     | alarm clock | lamp  |
| 3. love    | heat      | cold        | sand  |
| 4. perfume | food      | music       | sweat |

Describe your classroom using your senses. What can you hear, see, smell, touch and even taste?

---

---

---

---

---