

# DEMOGRAPHICS

## Sweetwater County, Rock Springs, and Green River

### Rock Springs

Source: www.livability.com

Population  
**23,869**

Median Household Income  
**\$69,667**

Median Home Price  
**\$199,600**

### Green River

Source: www.livability.com

Population  
**12,604**

Median Household Income  
**\$72,656**

Median Home Price  
**\$190,700**

### Sweetwater County

Source: www.livability.com

Population  
**44,772**

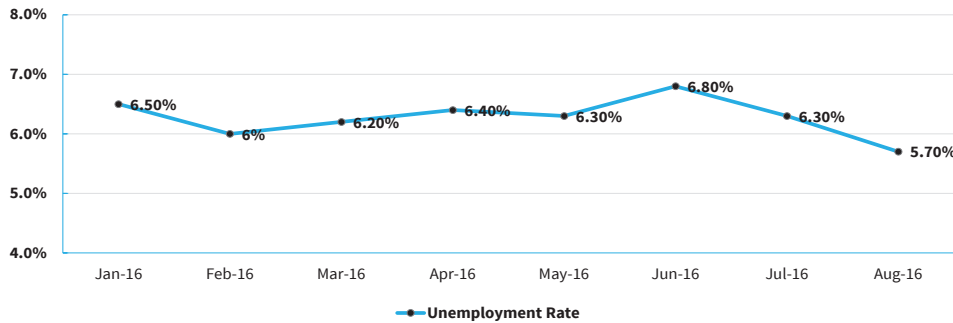
Median Household Income  
**\$69,022**

Median Home Price  
**\$190,900**

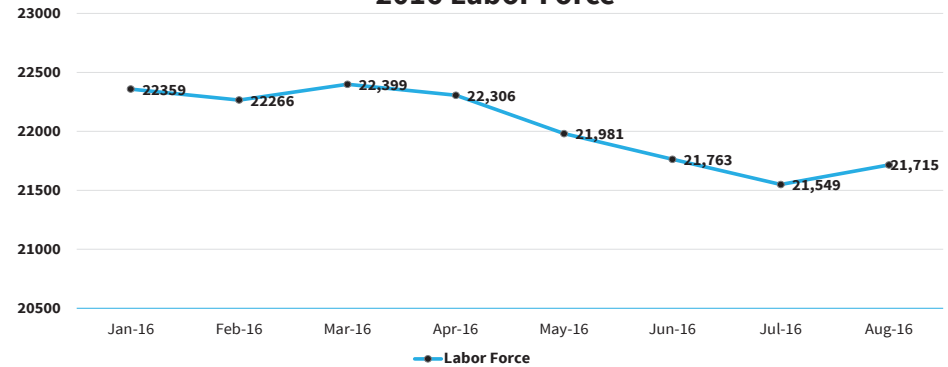
### Housing - August 2017

Green River		Rock Springs	
Low Price	\$217,500	Low Price	\$47,500
High Price	\$430,000	High Price	\$624,223
Average Price	\$276,374	Average Price	\$263,966
8 Sold in GR for August		33 Sold in RS for August	

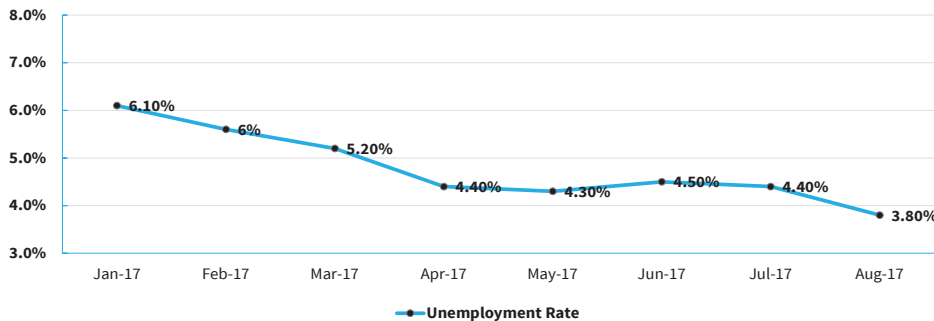
### 2016 Sweetwater County Unemployment Rates



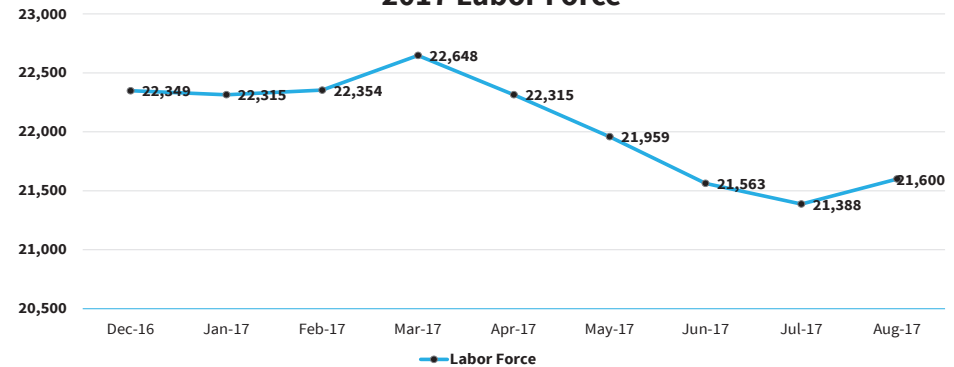
### 2016 Labor Force



### 2017 Sweetwater County Unemployment Rates



### 2017 Labor Force



# DEMOGRAPHICS

## Sweetwater County, Rock Springs, and Green River

### Cost of Living Index

Source: Wyoming Department of Administration & Information

County	All Items	Food	Housing	Apparel	Transportation	Medical	Recreation & Personal Care
Sweetwater	97	93	97	87	102	103	102
Carbon	103	97	104	104	99	116	95
Lincoln - Afton	96	95	92	105	104	91	109
Uinta	91	91	87	86	100	107	92

### Sales & Use Tax

Source: Wyoming Department of Revenue

2016	01/29/16	02/29/16	03/31/16	04/29/16	05/31/16	06/30/16	07/29/16	08/31/16	9/30/16	10/31/16	11/30/16	12/30/16
Sweetwater County	1,872,298.29	1,752,173.63	1,757,828.22	1,600,218.28	1,697,481.44	1,784,819.39	1,588,914.92	1,927,119.19	1,806,289.46	1,757,904.92	1,724,462.07	1,592,506.57
Rock Springs	1,541,064.36	1,413,526.61	1,418,241.81	1,297,494.23	1,366,739.60	1,433,592.32	1,217,890.63	1,517,300.21	1,419,305.84	1,384,183.83	1,392,009.00	1,279,898.98
Green River	837,229.57	767,940.86	770,502.53	704,902.77	742,522.41	778,842.16	661,655.72	824,318.99	771,080.60	751,999.50	756,250.76	695,343.62

2017	01/31/17	02/28/17	03/31/17	04/28/17	05/31/17	06/30/17	07/31/17	08/31/17				
Sweetwater County	1,804,054.71	1,438,296.95	1,480,538.51	1,527,986.79	1,888,074.51	1,950,507.33	1,970,214.54	2,651,704.71				
Rock Springs	1,465,897.22	1,174,695.26	1,180,685.31	1,246,691.66	1,530,490.40	1,551,775.76	1,563,779.30	2,128,097.81				
Green River	796,392.75	638,188.54	641,442.80	677,302.75	831,484.95	843,048.86	849,570.16	1,156,153.16				

### Sweetwater County Permit Valuation

Source: Wyoming Department of Revenue

	2014	2015	2016	2017
Total Valuation	\$7,024,421.00	\$3,178,110.48	\$1,536,694.00	\$5,364,347.94
Total Permits Issued	77	105	91	128

6th Penny Specific Tax (2016)	
JAN	\$1,407,199.27
FEB	\$1,323,929.91
MARCH	\$1,215,934.77
APRIL	\$1,217,505.22
MAY	\$1,113,557.56
JUNE	\$1,172,882.54
JULY	\$1,229,252.72
AUG	\$1,051,127.37
SEPT	\$1,305,053.96

6th Penny Specific Tax (2017)	
JAN	\$1,095,159.24
FEB	\$1,260,209.49
MARCH	\$1,010,236.70
APRIL	\$1,014,691.93
MAY	\$1,069,415.32
JUNE	\$1,332,536.00
JULY	\$1,332,536.00
AUG	\$1,345,427.71
SEPT	\$1,826,629.26

Total as of: 6/10/2013 - 9/08/2017 **\$70,760,759.26**

### Sweetwater County Lodging Tax Totals

Source: Wyoming Department of Revenue

	Fiscal Year 2013	Fiscal year 2014	Fiscal Year 2015	Fiscal Year 2016
Total	\$626,502	\$626,472	\$701,393	\$961,007