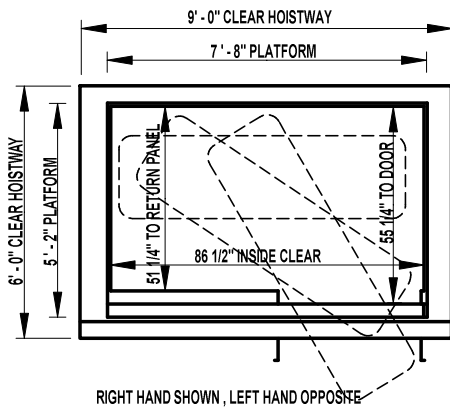


ADA & GURNEY ACCESSIBLE ELEVATORS

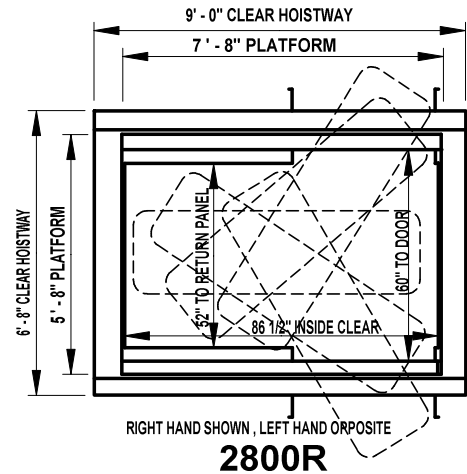


Con. Lic 330412 C-11
SANTA FE SPRINGS, CA 90670



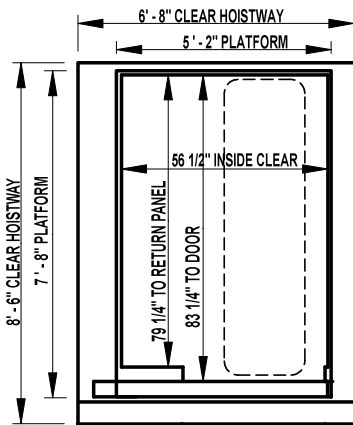
RIGHT HAND SHOWN, LEFT HAND OPPOSITE

2800F



RIGHT HAND SHOWN, LEFT HAND OPPOSITE

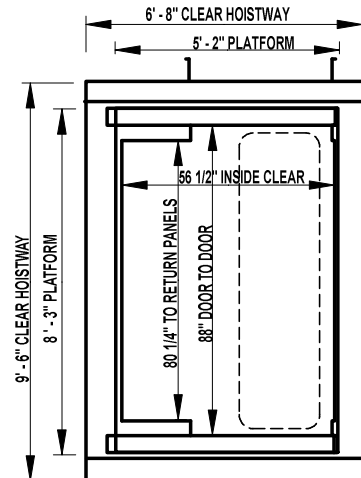
2800R



RIGHT HAND SHOWN, LEFT HAND OPPOSITE

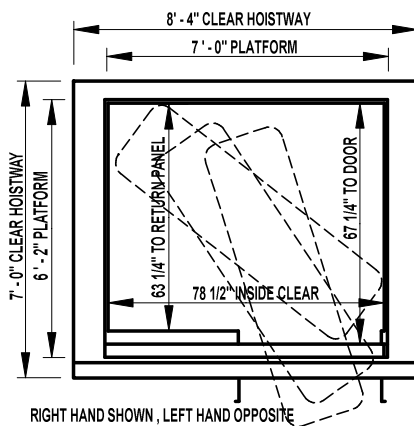
3000F

GURNEY 24" BY 84"
WITH 5" RADIUS CORNERS
C.B.C. 3002.4



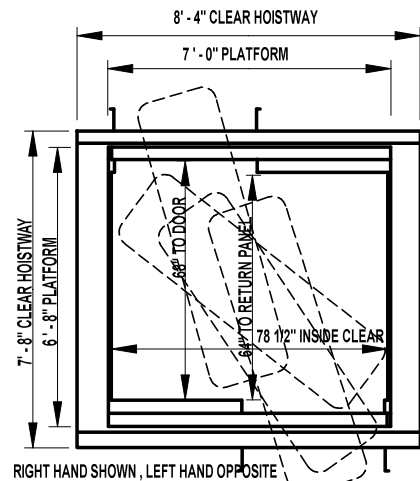
RIGHT HAND SHOWN, LEFT HAND OPPOSITE

3000R



RIGHT HAND SHOWN, LEFT HAND OPPOSITE

3500F



RIGHT HAND SHOWN, LEFT HAND OPPOSITE

3500R

DELTA ELEVATOR CO INC
DeltaElevatorSoCal.com

562-630-5311
Install@DeltaElev.com