



## COVID-19 DAILY DATA INPUTS: 8/1/2020\*

7/31/2020

8/1/2020

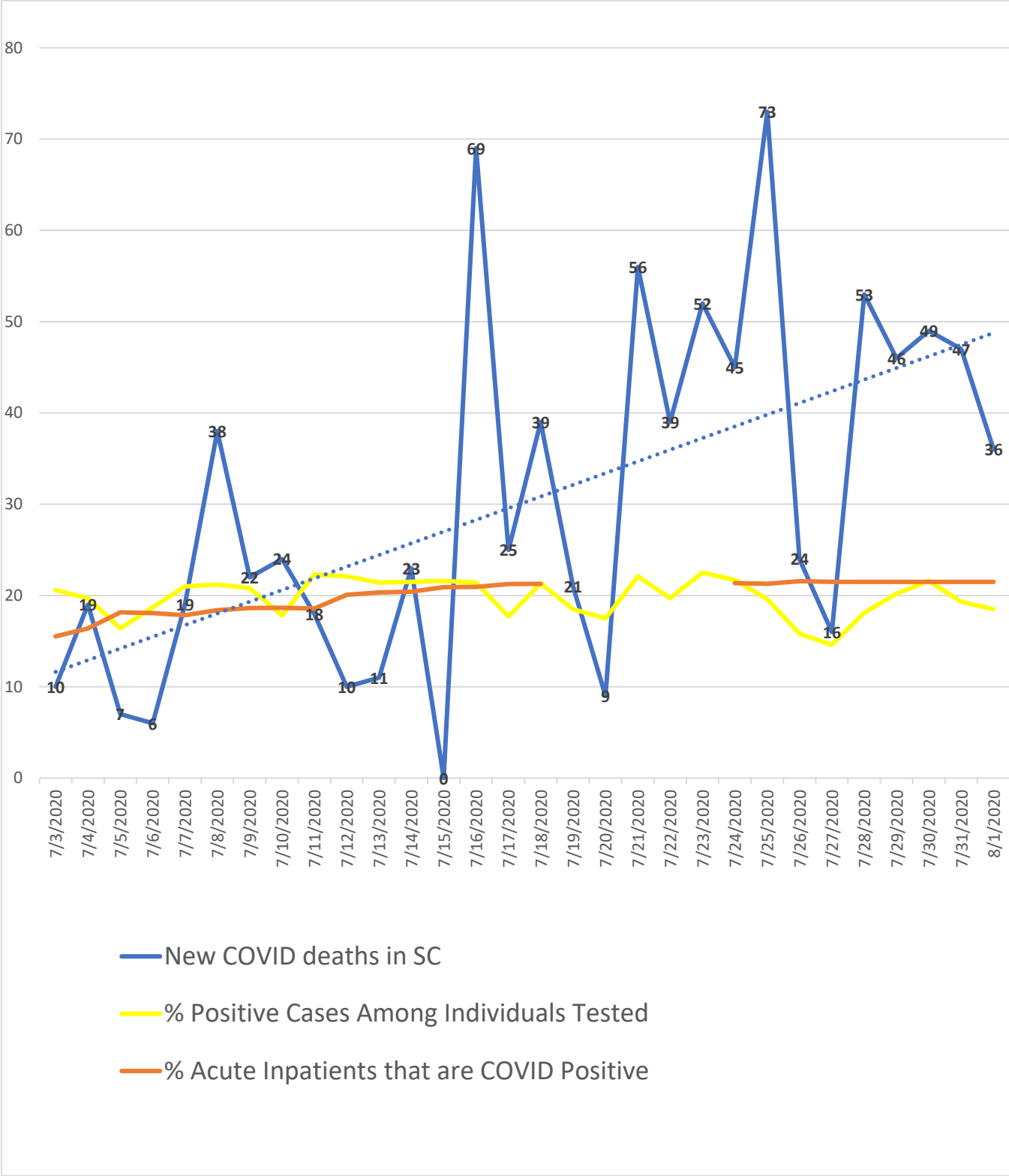
	New COVID Deaths:	47	36
	Total COVID Deaths:	1,647	1,683
	New COVID Positive Infections:	1,366	1,491
	% Positive Cases Among Individuals Tested:	19.3%	18.5%
	Total COVID Positive Infections:	88,585	90,076
	Total COVID Patients Ventilated:	237	235
	% of COVID Patients Ventilated:	15.6%	16.2%
	Total Acute Care COVID Inpatients:	1,502	1,430
	Total COVID Inpatients:	1,516	1,453

**Data Source:** TeleTracking Federal Reporting Platform

**NOTE:** This report includes data from long-term acute care facilities. All beds shown in this report are inpatient beds.

**\*Due to the transition from the CDC's National Healthcare Safety Network (NHSN) COVID-19 module to the US Health and Human Services TeleTracking Platform for hospital data reporting, hospital bed data is not available at this time. We will update the report when the data is available.**

# COVID-19 DAILY DATA TRENDS



# COVID-19 DAILY DATA TRENDS

