

71st Annual Mizpah Shrine Charity Horse Show
Open Show August 16-17, 2025 965 IN-9 Columbia City, IN 46725
Judge: Christie King-Moree
Western Guaranteed Added \$1900.00

Saturday, August 16, Start: 9:00 a.m

1. Open Weanling & Yearling Halter \$25 Added
2. Open Mare Halter \$25 Added
3. Open Gelding Halter \$25 Added
4. Open Pony & Miniature Horse Halter \$25 Added

Grand and Reserve Champions

\$50/\$25

5. APHA & Pinto Halter
6. Appaloosa & POA Halter
7. Palomino Halter
8. Buckskin/Dun/Grilla Halter
9. Roan Halter

Grand and Reserve Color Champion

\$50/\$25

10. Small Fry Showmanship 9 & Under
11. Youth Showmanship 13 & Under
12. Youth Showmanship 14 -18
13. Adult Showmanship 19 and over
14. Open Showmanship \$100 Added
15. Lead line 6 & Under-Prizes to all
16. Morgan/Arabian & half Arabian Western pleasure
17. Palomino Western pleasure
18. Open jr Horse Western Pleasure \$25 Added
19. Novice Rider W/T may not show W/T/C classes
20. Novice/ Green Horse W/T may not show W/T/C classes
21. Small Fry Western Pleasure 9 & under W/T \$25 Added
22. Small Fry Horsemanship 9 & under W/T \$25 Added
23. Youth W/T Western Pleasure 13 and under
24. Youth W/T Western Pleasure 14-18
25. Adult W/T Western Pleasure 19 & over
26. Open W/T Western Pleasure " Mizpah Shrine Horse Patrol Memorial" \$1000 Added
- *****Lunch Break*****
27. Open miniature Horse Pleasure Driving \$25 Added
28. Open miniature Horse Ideal \$25 Added
29. Youth Western Pleasure 13 & under
30. Youth Western Pleasure 14-18
31. Adult Western Pleasure 19 & over
32. Open Western Pleasure \$100 Added

****All Exhibitors, Trainers and Owners are responsible for knowing, understanding, and complying with all the applicable Rules related to their specific Club or Breed.**

33. Youth Horsemanship 13 & under
34. Youth Horsemanship 14-18
- 35.. Adult Horsemanship 19 & over
36. Open Horsemanship \$100 Added
- 37.. Youth Reining
38. Adult Reining
39. Open Reining & \$100 Added
40. Youth Ranch Horse Pleasure
41. Adult Ranch Horse Pleasure
42. Open Ranch Horse Pleasure \$100 Added

Short Break to Set Pattern

43. Youth Ranch Riding
44. Adult Ranch Riding
45. Open Ranch Riding \$100 Added

Hunter/Jumper On Saturday the 16th

Show bill on website/FB

Judge to be announced

Payback for places 1-6 on Added classes

*Small fry is 9 years and Under; Walk/Trot only

1X Office fee/horse \$5.00

Regular Class \$8.00

Open Classes \$15.00

Judges Decision is Final

Camping, Showers, Concessions available

Electric-\$40.00/Weekend/\$25 Daily

Stalls-\$65.00/Weekend/\$45 per single day

\$15 refund for stripping / cleaning stall(s)

(All stalls must be bedded with shavings)

Pre Purchase shavings \$7 a bag or can
be purchased at the show.

All stall reservations are first come first served
and **Paid** with reservation.

The Shrine Charity Horse Show supports Shriners Children's Hospital

Shows Are Open Western, Open English, Hunter/Jumper, Dressage

Follow us on Facebook: Mizpah Shrine Horse Grounds

Website: www.shrinehorseshow.org

Chairman: Brett A Anderson (574)377-0170

Email: horsepatrolbrett@gmail.com

71st Annual Mizpah Shrine Charity Horse Show

Open Show August 16-17, 2025 965 IN-9 Columbia City. IN 46725

Judge: Christie King-Moree

English Guaranteed Added \$600.00

Sunday, August 17, Start: 9:00 a.m

- 52. Open Weanling/Yearling Halter \$25 Added
- 53. Open Mare Halter \$25 Added
- 54. Open Gelding Halter \$25 Added
- 55. Open Pony/Miniature Horse Halter \$25 Added
- 56. Arabian/half Arabian Halter \$25 Added
- 57. Morgan Halter \$25 Added

Grand & Reserve Champion \$50/\$25

- 58. Small Fry English Showmanship \$25 Added
- 59. Youth English Showmanship 13 & under
- 60. Youth English Showmanship 14-18
- 61. Adult English Showmanship 19 & over
- 62. Open English Showmanship \$100 Added
- 63. Free Lead Line 6 and under any seat-Prizes to all
- 64. Open Pleasure Driving \$25 Added
- 65. Arabian Native Costume
- 66. English Novice Rider w/t no w/t/c class
- 67. Novice/Green Horse English Pleasure w/t no w/t/c class
- 68. Jr Horse English Pleasure
- 69. Youth w/t English Pleasure 13 & under
- 70. Youth w/t English Pleasure 14-18
- 71. Adult w/t English Pleasure
- 72. Open English w/t \$100 Added
- 73. Morgan/Arabian & Half Arabian English Pleasure
- 74. Palomino English Pleasure
- 75. Sr Horse English Pleasure
- 76. Small Fry English Pleasure
- 77. Small Fry English Equitation
- 78. Youth English Pleasure 13 & under

- 79. Youth English Pleasure 14-18
- 80. Adult English Pleasure 19 & over
- 81. Open English Pleasure \$100 Added
- 82. Youth English Equitation 13 & under
- 83. Youth English Equitation 14-18
- 84. Adult English Equitation 19 & over
- 85. Open English Equitation \$100 Added

Payback for places 1-6 on Added classes

*Small fry is 9 years and Under; Walk/Trot only

1X Office fee/horse \$5.00 Regular Class \$8.00
Open Classes \$15.00
Judges decision is final

Camping, Showers, Concessions available
Electric-\$40.00/Weekend/\$25 Daily
Stalls-\$65.00/Weekend/\$45 per single day
\$15 refund for stripping / cleaning stall(s)
(All stalls must be bedded with shavings)

Pre Purchase shavings \$7 a bag or can purchased at the show.

All stall reservations are first come first served and **PAID** with reservation

Dressage on Sunday the 17th

Show bill on website/FB
Judge to be announced

NE Indiana and Ohio Open Show Circuit 2025

May 17	BarNone saddle club/Dekalb	Aug. 9	BarNone Saddle Club/Dekalb Co.
May 24-25	Rochester/ Fulton co.	Aug. 16-17	Shrine Charity show/ Columbia City
May 26	Memorial day	Aug. 23	Huntington Co
June 8	Van Wert OH	Aug. 31	Van Wert OH
June 14	Kosciusko County		
June 15	Huntington County		
July 4-6	Rochester/Fulton Co.		

**All Exhibitors, Trainers and Owners are responsible for knowing, understanding, and complying with all the applicable Rules related to their specific Club or Breed.

The Shrine Charity Horse Show supports Shriners Children's Hospital

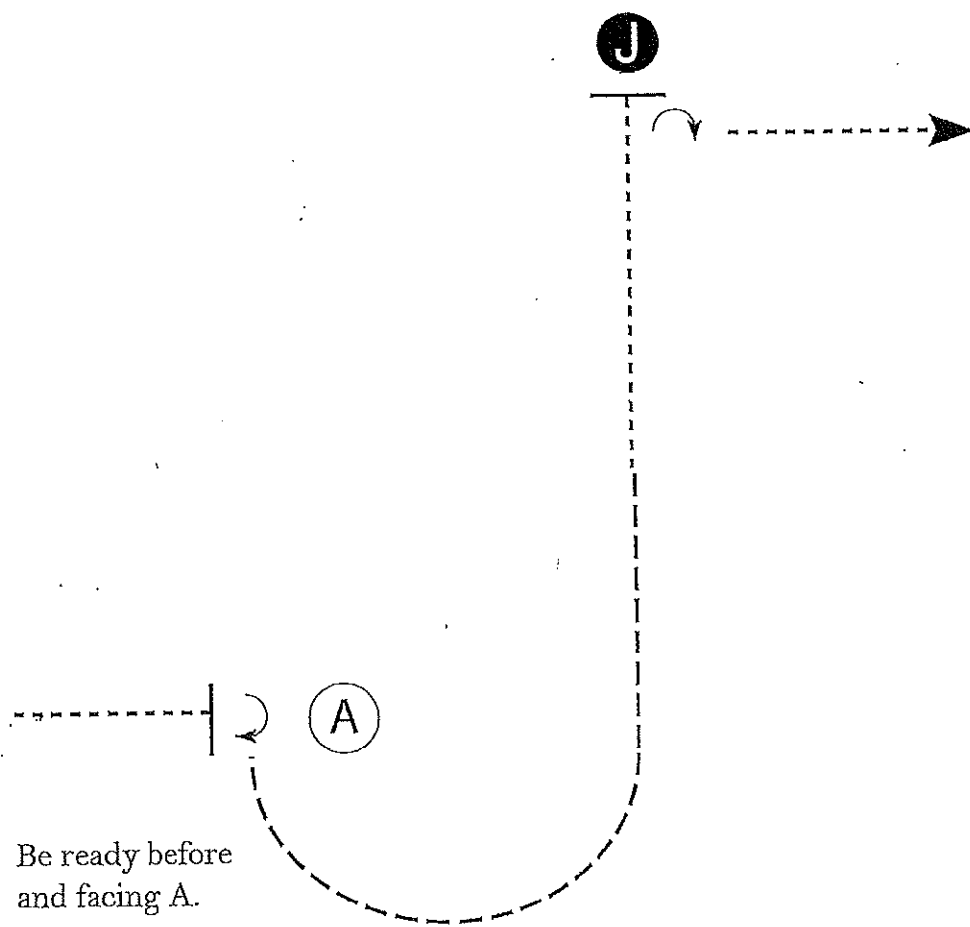
Shows Are Open Western, Open English, Hunter/Jumper, Dressage
Follow us on Facebook: Mizpah Shrine Horse Grounds

Class #10, 11

Showman Ship - Western


www.HorseShowPatterns.com

www.HorseShowPatterns.com



1. Walk to A.
2. Stop and perform a 1/4 turn.
3. Trot in a half circle and halfway to Judge..
4. Walk to judge and set up for inspection.
5. When dismissed, perform a 1/4 turn and walk straight away from Judge.

Follow the instructions of your ring steward.

Walk -----
Trot - - - - -
Back ← 
Marker (B)
Judge (J)

[S/WT-82]

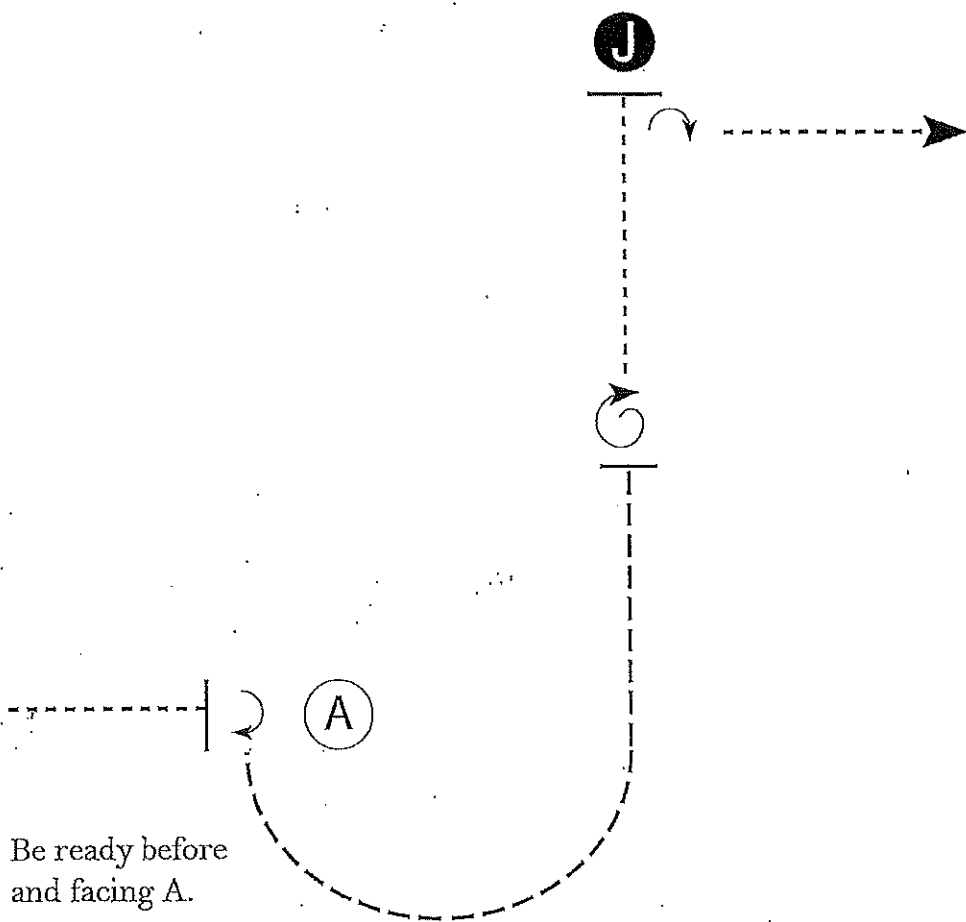
Pattern Provided by:
Your Judges

Class # 12

SHOWMANSHIP - Western

www.HorseShowPatterns.com

www.HorseShowPatterns.com



Be ready before
and facing A.

1. Walk to A.
2. Stop and perform a 1/4 turn.
3. Trot in a half circle and halfway to Judge.
4. Stop and perform a full (360 degree) turn.
5. Walk to judge and set up for inspection.
6. When dismissed, perform a 1/4 turn and walk straight away from Judge.

Follow the instructions of your ring steward.

Walk -----
Trot - - - - -
Back ←=====→
Marker (B)
Judge (J)

[S/1-82]

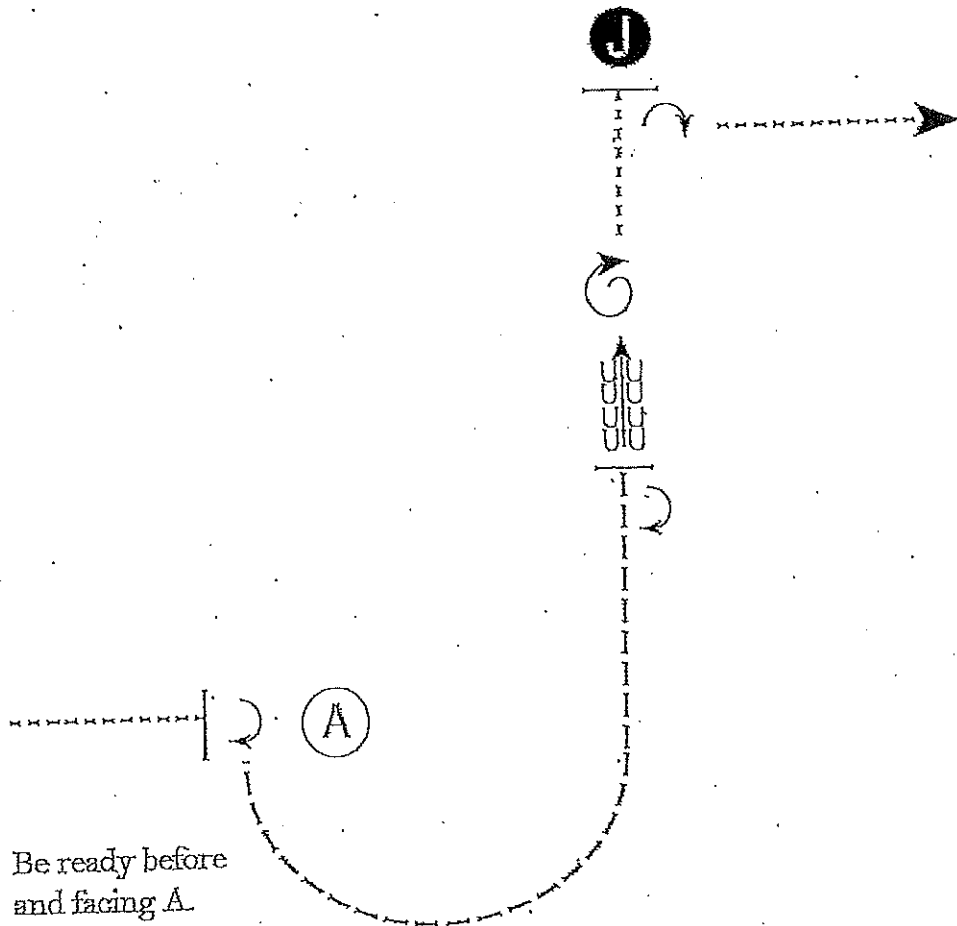
Pattern Provided by:
Your Judges

Class #13, 14 #100 Added.

ShowmanShip-Western

www.HorseShowPatterns.com

www.HorseShowPatterns.com



Be ready before
and facing A.

1. Walk to A.
2. Stop and perform a 1/4 turn.
3. Trot in a half circle and halfway to Judge.
4. Stop and perform a 1/2 turn.
5. Back approximately one horse length.
6. Perform a 1 1/2 turn.
7. Walk to judge and set up for inspection.
8. When dismissed, perform a 1/4 turn and walk straight away from Judge.

Walk -----

Trot - - - - -

Back ← - - - - -

Marker (B)

Judge (J)

Follow the instructions of your ring steward.

[S12-82]

Pattern Provided by
Your Judges

EQUITATION W/T HORSEMANSHIP

Class # 22,

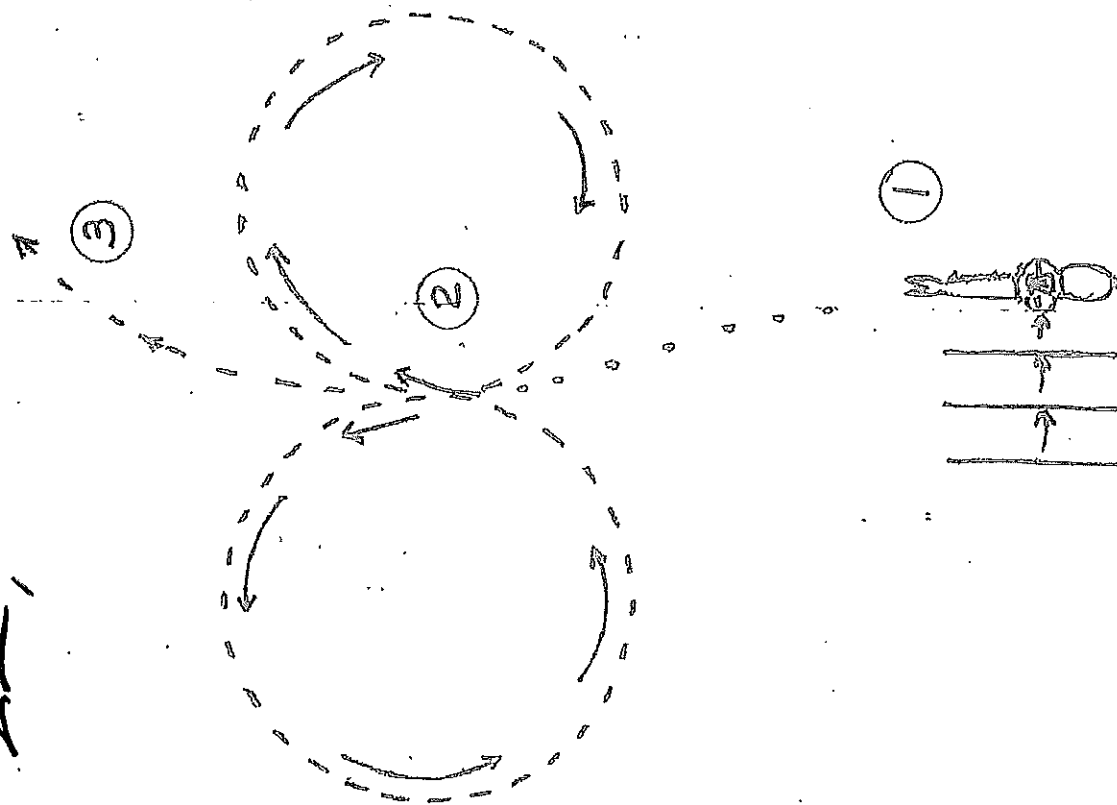
KEY

① WALK FROM ① TO ②

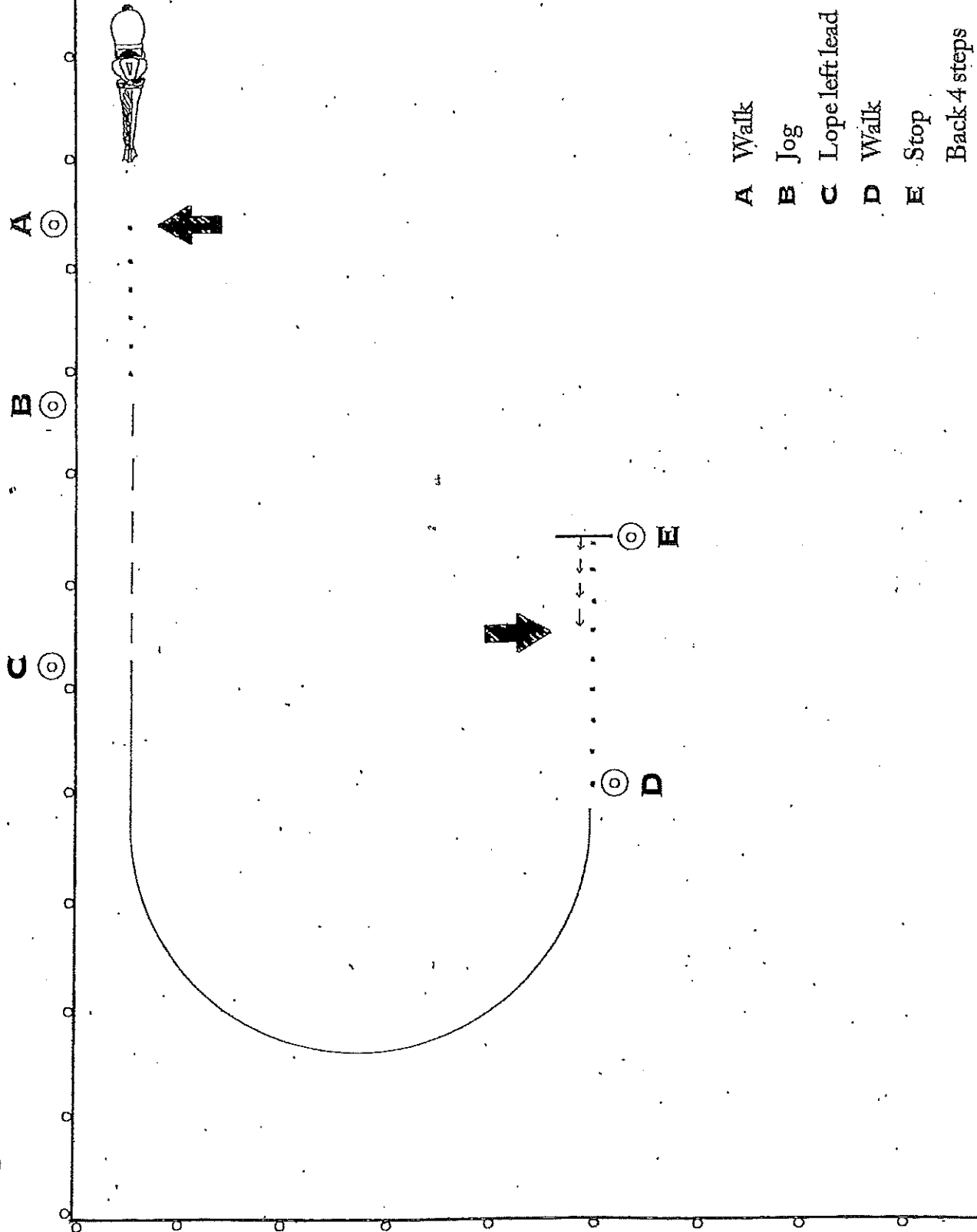
② AT ② TROT FIGURE 8

③ TROT TO RAIL

AND LINE - UP



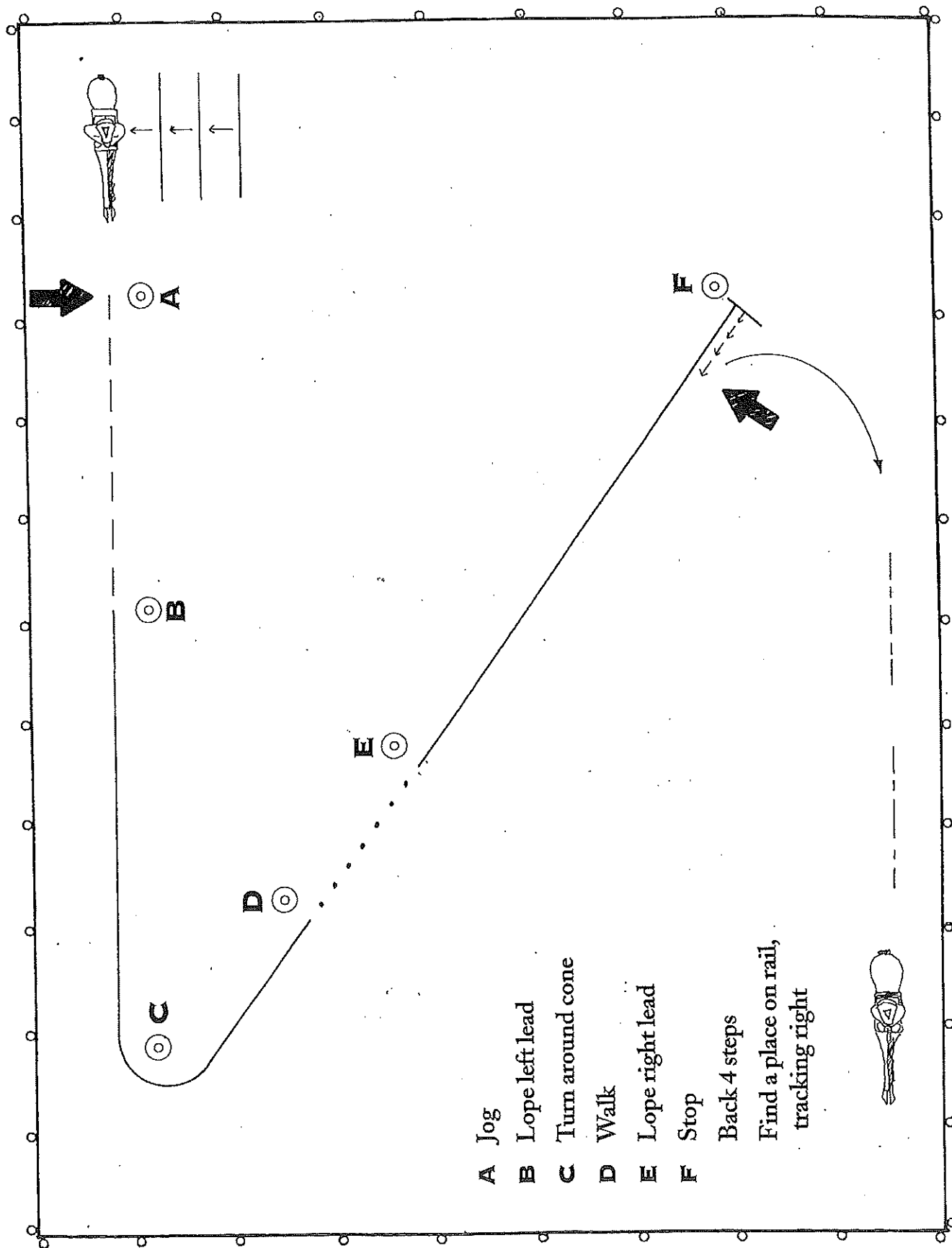
Western HORSEMANSHIP Class # 33



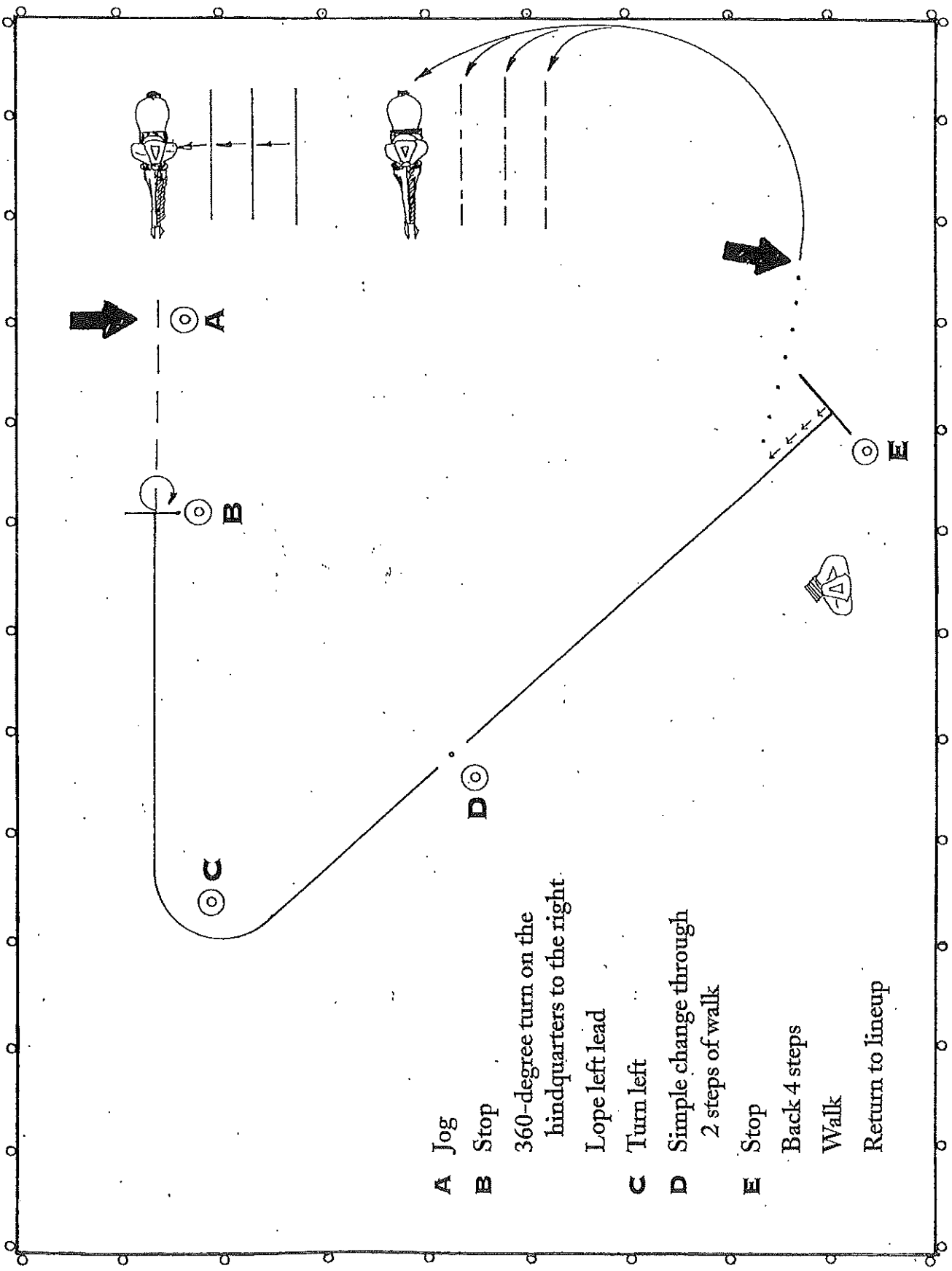
- A Walk
- B Jog
- C Lope left lead
- D Walk
- E Stop
- Back 4 steps

Class # 34

WESTERN HORSEMANSHIP

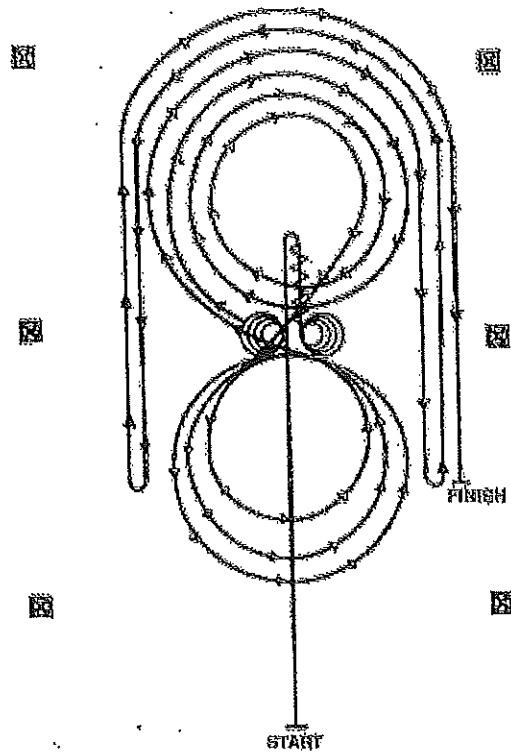


Class # 35, 36 Western Horseman Ship



- A Jog
- B Stop
- 360-degree turn on the hindquarters to the right.
- C Lope left lead
- D Turn left
- E Simple change through 2 steps of walk
- Stop
- Back 4 steps
- Walk
- Return to lineup

Reining
Class #37
38
39



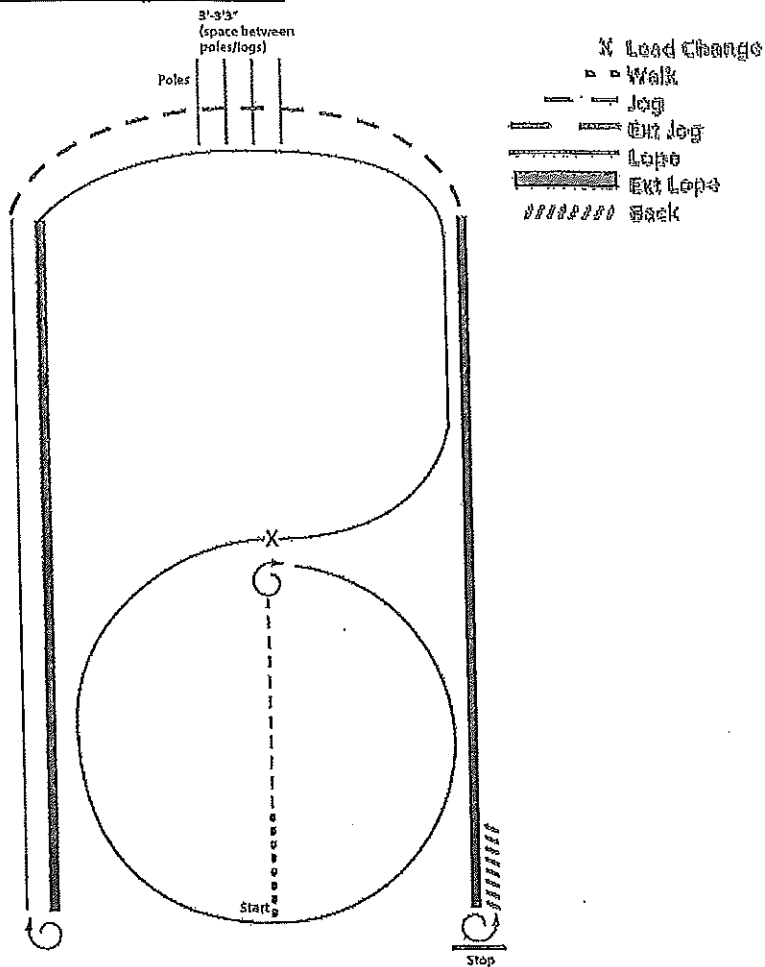
MANDATORY MARKER ALONG FENCE OR WALL

1. Run past the center marker and do a sliding stop. Back up to the center of the arena or at least ten feet (three meters). Hesitate.
2. Complete four spins to the right. Hesitate.
3. Complete four and one-quarter spins to the left so that the horse is facing the left wall or fence. Hesitate.
4. Beginning on the right lead, complete three circles to the right: the first two circles large and fast, the third circle small and slow. Change leads at the center of the arena.
5. Complete three circles to the left: the first circle small and slow, the next two circles large and fast. Change leads at the center of the arena.
6. Begin a large fast circle to the right but do not close this circle. Run down the right side of the arena past the center marker and do a left rollback at least twenty feet (six meters) from the wall or fence — no hesitation.
7. Continue back around the previous circle but do not close this circle. Run down the left side of the arena past the center and do a right rollback at least twenty feet (six meters) from the wall or fence — no hesitation.
8. Continue back around previous circle but do not close this circle. Run down the right side of the arena past the center marker and do a sliding stop at least twenty feet (six meters) from the wall or fence. Hesitate to demonstrate completion of the pattern.
9. The bridle may be dropped at the judge's discretion.

Ranch Riding

Class # 43
44
45

Ranch Riding - Pattern 2

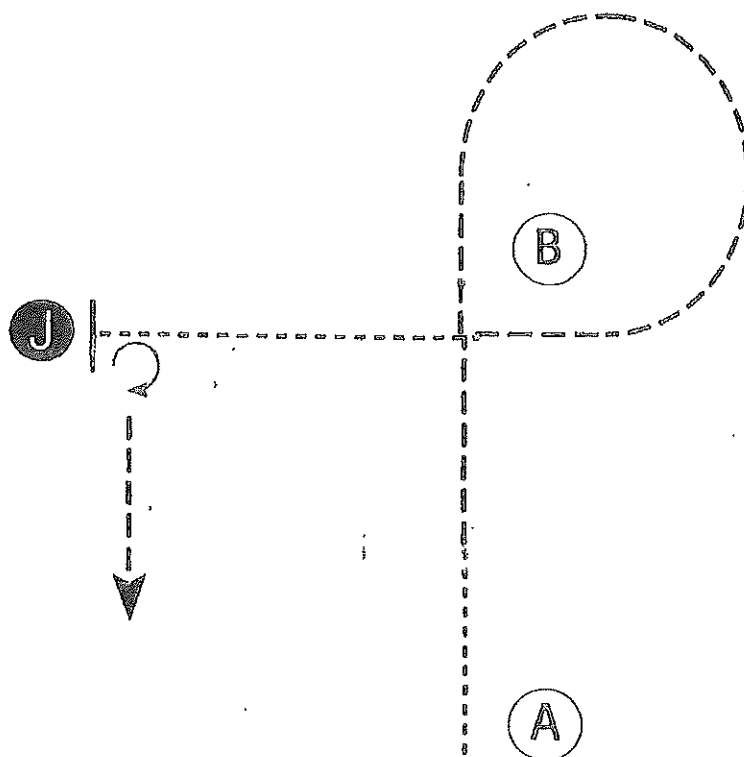


1. Walk
2. Jog
3. Stop, do 1 1/4 turn to the right
4. Lope small circle on the right lead
5. Change leads, (simple or flying) lope left lead around end of the arena
6. Extend the lope on the left lead
7. Stop, do 2 1/2 turns right
8. Lope straight on the right lead
9. Extend the jog around end of the arena across poles/logs
10. Extend lope on right lead
11. Stop, do 2 turns left
12. Back

Scoring

1. Each maneuver will receive a score that should be added or subtracted from 70 and is subject to a penalty that should be subtracted. Each maneuver will be scored on the following basis, ranging from plus 1 1/2 to minus 1 1/2:
 - -1 1/2 extremely poor
 - -1 very poor
 - -1/2 poor
 - 0 correct
 - +1/2 good
 - +1 very good
 - +1 1/2 excellent
2. No specific penalties will be incurred for nicks/hits on logs but

Class #58, 59 English Showman Ship



Be ready at A.

1. Walk halfway to B.
2. Trot to and around B as shown.
3. When just past B, walk to judge and set up for inspection.
4. When dismissed, perform a 270 degree turn and trot away.

Follow the instructions of your ring steward.

Walk -----
Trot - - - - -
Back ←=====

Marker (B)
Judge (J)

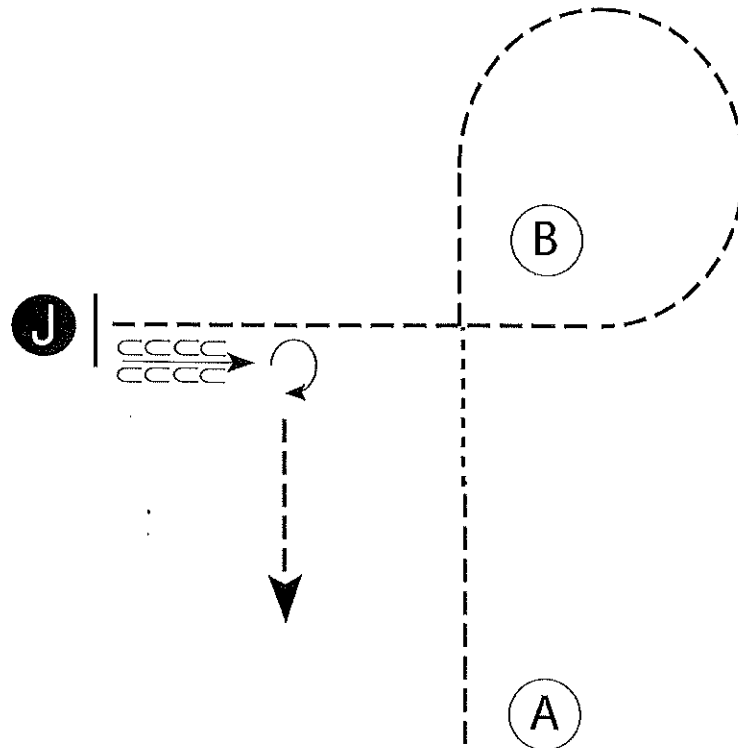
[S/1-79]

Pattern Provided by:
Show Committee

Class #60 English ShowmanShip

www.HorseShowPatterns.com

www.HorseShowPatterns.com



Be ready at A.

1. Trot halfway to B.
2. Walk two horse lengths.
3. Trot to and around B as shown.
4. Trot to the judge. Stop and set up for inspection.
5. When dismissed, back approximately 2 horse lengths.
6. Perform a 270 degree turn and trot straight away.

Follow the instructions of your ring steward.

Walk	-----
Trot	- - - - -
Back	←
Marker	(B)
Judge	(J)

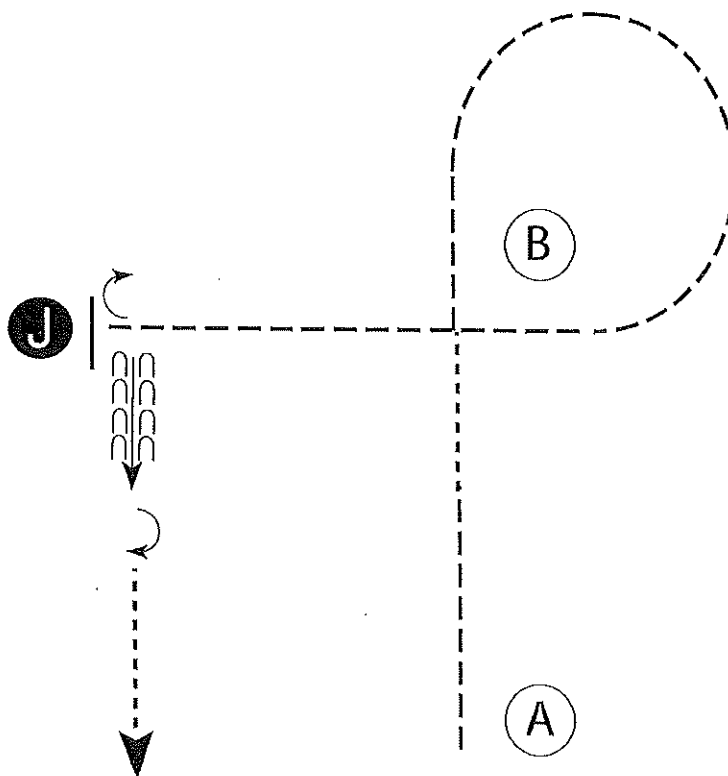
Pattern Provided by:

[S/1-78]

Class #61 English Showman Ship

www.HorseShowPatterns.com

www.HorseShowPatterns.com



Be ready at A.

1. Trot halfway to B.
2. Walk two horse lengths.
3. Trot to and around B as shown.
4. Trot to the judge. Stop and set up for inspection.
5. When dismissed, perform a 90 degree turn and back approximately 2 horse lengths.
6. Perform a 180 degree turn and walk straight away.

Follow the instructions of your ring steward.

Walk -----
Trot -----
Back ←=====

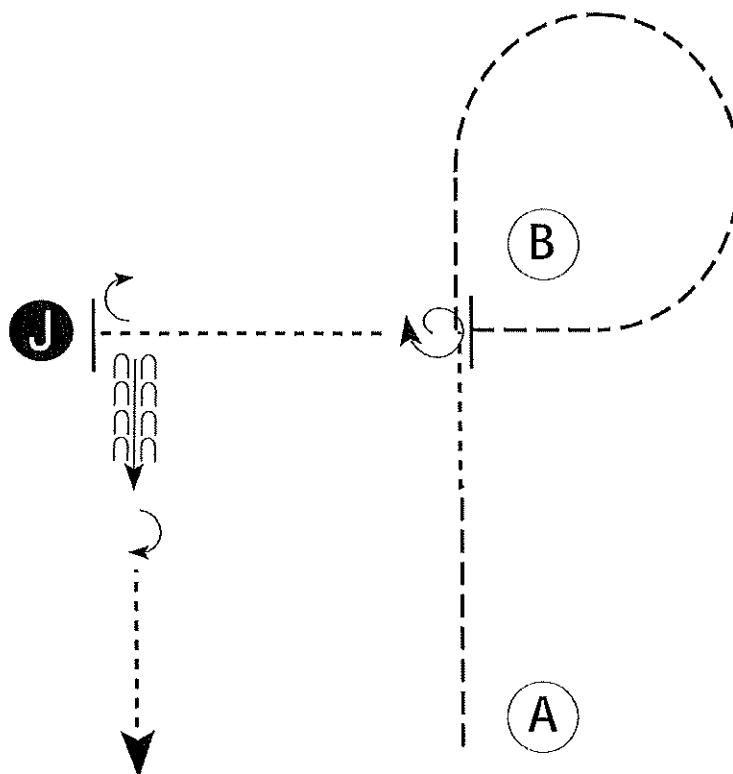
Marker (B)
Judge (J)

Pattern Provided by:

[S/2-78]

#100 Added

Class # 62 English Showman Ship



Be ready at A.

1. Trot halfway to B.
2. Walk two horse lengths.
3. Trot to and around B as shown.
4. Trot past B and stop. Perform a 360 degree turn.
5. Walk to judge and set up for inspection.
6. When dismissed, perform a 90 degree turn and back approximately 2 horse lengths.
7. Perform a 180 degree turn and walk straight away.

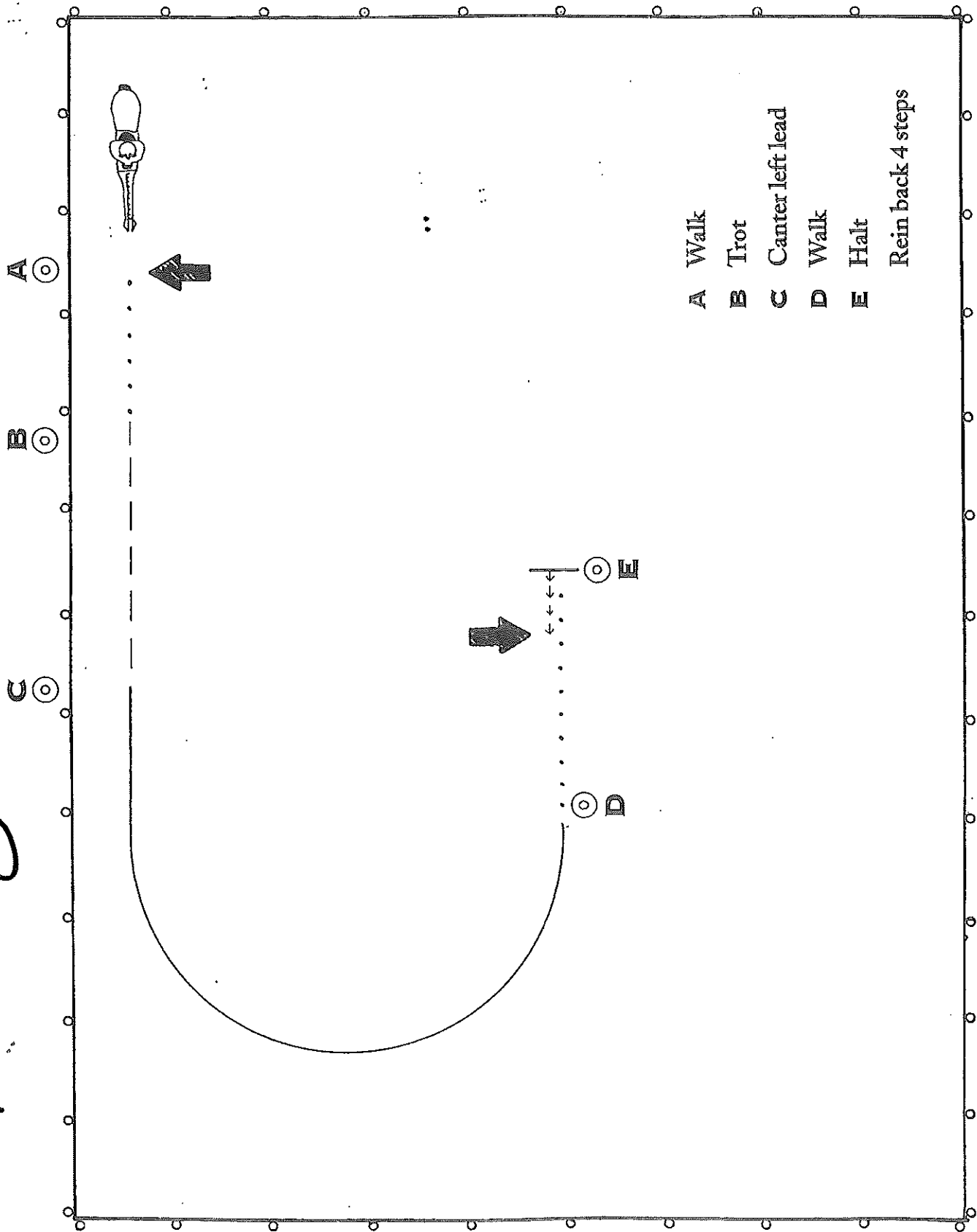
Follow the instructions of your ring steward.

Walk	-----
Trot	-----
Back	← ----- -----
Marker	ⓑ
Judge	ⓐ

[S/3-78]

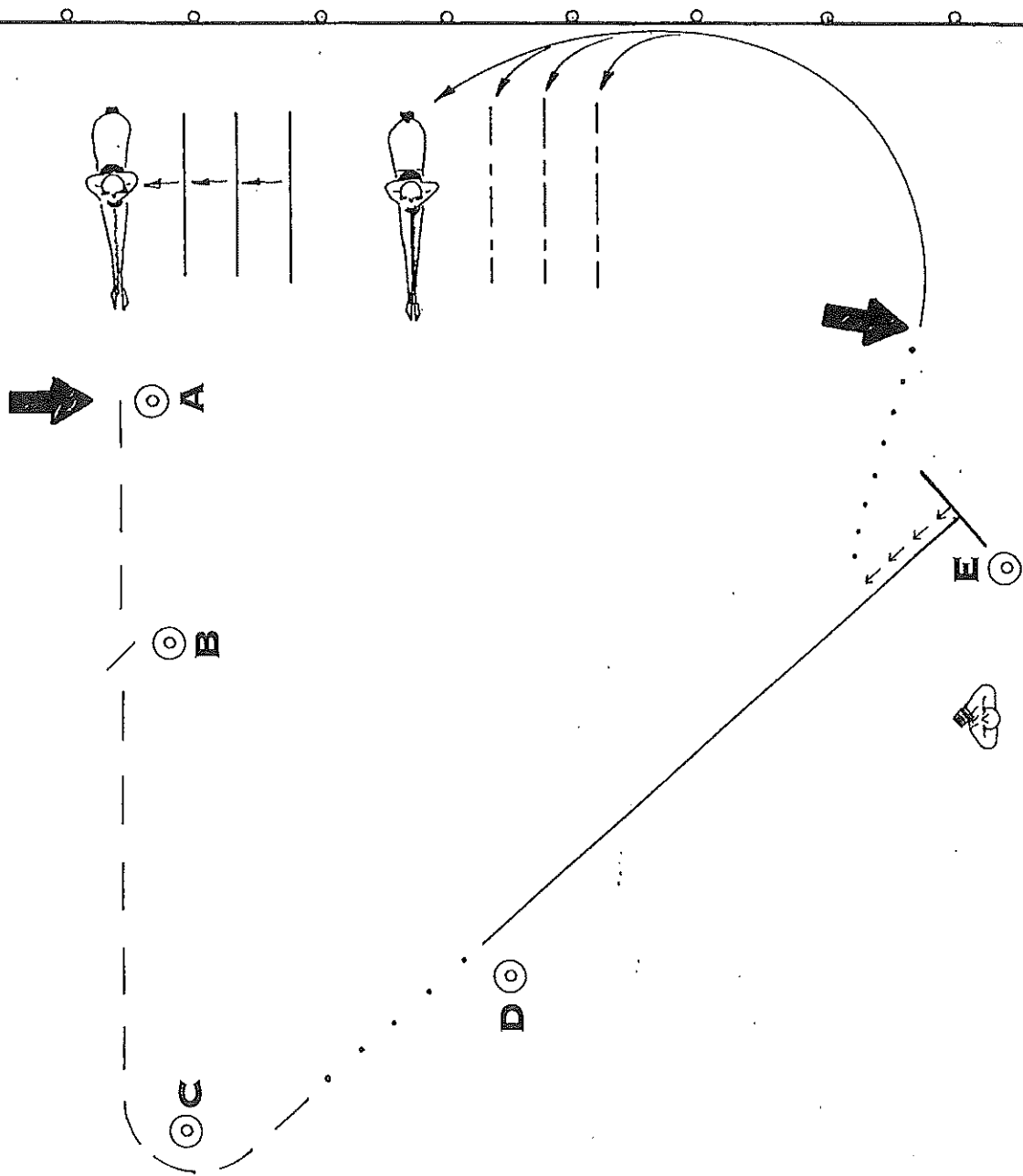
Pattern Provided by:

English Equitation Class # 77, 82



English Equitation Class #83

- A** Trot left diagonal
- B** Change diagonals
- C** Turn left
Walk
- D** Canter right lead
- E** Halt square
Pause
Rein back 4 steps
Walk
Return to lineup



English Equitation Class #84, 85 ^{\$100} Added.

