

LIVE 

TATA MOTORS CRASHED! WHAT TO DO?

SUZLON BACK TO BACK UPPER CIRCUITS

WILL NIFTY CRASH?



LIVE TONIGHT AT 8.30PM ON YOUTUBE

CA Mohit Sareen

 SUBSCRIBE 

Markets Now

(As at 8.20pm)









Dow Jones	Dn 706 (1.73%)
NASDAQ	Dn 229 (1.34%)
GIFT NIFTY	Dn 134 (0.54%)
Brent Crude	\$69.33 (0.20%)
Gold	\$2508 (0.40%)

Institutional Investor Activity (Provisional)- Cash Segment

FII Buy	Rs. 1755 Cr
----------------	--------------------

DII Buy	Rs. 231 Cr
----------------	-------------------

Indian Markets Today

 SENSEX  Sep 11, 15:40	81,523.16	398.13 -0.49%
 NIFTY 50  Sep 11, 15:40	24,918.45	122.65 -0.49%
 NIFTY BANK  Sep 11, 15:40	51,010.00	262.30 -0.51%
 NIFTY Midcap 100  Sep 11, 15:40	58,938.05	101.00 -0.17%

Bloodbath in **TATA MOTORS LTD.**

Market Cap ₹ 3,59,486 Cr.

Current Price ₹ 976

High / Low ₹ 1,179 / 608

Stock P/E 10.6

Book Value ₹ 255

Dividend Yield 0.31 %

ROCE 20.1 %

ROE 49.4 %

Face Value ₹ 2.00

PEG Ratio 0.11

Sales growth 3Years 20.6 %

Sales growth 5Years 7.72 %

Profit Var 3Yrs 128 %

Profit Var 5Yrs 93.1 %

High price all time ₹ 1,179

EPS ₹ 102

EPS preceding year ₹ 7.27

No. Eq. Shares 368

Enterprise Value ₹ 4,20,942 Cr.

Int Coverage 4.40

Net worth ₹ 84,918 Cr.

Debt ₹ 1,07,262 Cr.

Price to Sales 0.81

Promoter holding 46.4 %

Industry PE 22.4

Price to book value 3.82

Reserves ₹ 84,152 Cr.

Equity capital ₹ 766 Cr.

EV / EBIT 10.1

Intrinsic Value ₹ 668

Sales ₹ 4,43,739 Cr.

CMP / FCF 20.5

Back to Back Circuits in
SUZLON ENERGY LTD.