

Your Journey to a
Wealthy Life Starts Here

LIVE 

GOLD AT ALL TIME HIGH: BUY OR SELL? NLC INDIA LTD. A POTENTIAL MULTIBAGGER?

NIFTY STRATEGY



LIVE TONIGHT AT 8.30PM ON YOUTUBE

CA Mohit Sareen

 SUBSCRIBE 

Markets Now









(As at 8.00pm)

Dow Jones	Up 208 (0.51%)
NASDAQ	Up 50 (0.29%)
GIFT NIFTY	Up 30 (0.12%)
Brent Crude	\$73.05 (1.47%)
Gold	\$2578 (0.76%)

Institutional Investor Activity (Provisional)- Cash Segment

FII Buy	Rs. 2365 Cr
DII Buy	Rs. 2532 Cr
Total (Net)	Rs. 4897 Cr

Indian Markets Today

 SENSEX  Sep 13, 15:37	82,890.94	71.77 -0.09%
 NIFTY 50  Sep 13, 15:37	25,356.50	32.40 -0.13%
 NIFTY BANK  Sep 13, 15:37	51,938.05	165.65 +0.32%
 NIFTY Midcap 100  Sep 13, 15:37	60,034.05	393.75 +0.66%

**GOLD AT ALL TIME HIGHS
BUY OR SELL**

Potential Multibagger? **NLC INDIA LTD.**

Long-term Potential

- NLC India Limited (NLCIL) plans three - fold increase in its total power generation capacity by 2030
- Aims to achieve a renewable energy (RE) portfolio mix of 50% of its total planned capacity by 2030 & 77% by 2047
- Increase RE capacity from 1.43 GW to 10.11 GW
- Investment of ₹ 50,000 Cr (approx) in Renewable portfolio

Market Cap	₹ 37,377 Cr.	Current Price	₹ 270	High / Low	₹ 312 / 117
Stock P/E	18.7	Book Value	₹ 119	Dividend Yield	1.11 %
ROCE	6.54 %	ROE	6.79 %	Face Value	₹ 10.0
PEG Ratio	-2.80	Sales growth 3Years	9.37 %	Sales growth 5Years	5.66 %
Profit Var 3Yrs	-1.61 %	Profit Var 5Yrs	-6.67 %	High price all time	₹ 312
EPS	₹ 14.5	EPS preceding year	₹ 10.1	No. Eq. Shares	139
Enterprise Value	₹ 59,047 Cr.	Int Coverage	4.82	Net worth	₹ 16,531 Cr.
Debt	₹ 22,415 Cr.	Price to Sales	2.86	Promoter holding	72.2 %
Industry PE	35.9	Price to book value	2.19	Reserves	₹ 15,144 Cr.
Equity capital	₹ 1,387 Cr.	EV / EBIT	15.2	Intrinsic Value	₹ 124
Sales	₹ 13,059 Cr.	CMP / FCF	10.4		