

LIVE 

KAYNES TECH IN FOCUS

EV INFRA STOCKS WILL MAKE YOU RICH PM E-DRIVE SCHEME



**NIFTY STRATEGY FOR
TOMORROW**

LIVE TONIGHT AT 8.30PM ON YOUTUBE

CA Mohit Sareen

 **SUBSCRIBE** 

Markets Now

(As at 8.15pm)

Dow Jones	Dn 39 (0.09%)
NASDAQ	Up 49 (0.28%)
GIFT NIFTY	Dn 14 (0.06%)
Brent Crude	\$71.79 (1.67%)
Gold	\$2554 (1.68%)

Institutional Investor Activity (Provisional)- Cash Segment









FII Buy

Rs. 7695 Cr

DII Sell

Rs. 1800.54 Cr

Indian Markets Today

 SENSEX  Sep 12, 16:10	82,962.71	1,439.55 +1.77%
 NIFTY 50  Sep 12, 16:10	25,388.90	470.45 +1.89%
 NIFTY BANK  Sep 12, 16:10	51,772.40	762.40 +1.49%
 NIFTY Midcap 100  Sep 12, 16:10	59,640.30	702.25 +1.19%

Inflation Data

IIP Inflation Data- July:

- Mining production rises 3.7% YoY
- Manufacturing production rises 4.6% YoY
- Electricity production rises 7.9% YoY
- Capital goods production rises 12% YoY
- Infrastructure goods rise 4.9% YoY
- Consumer durables rise 8.2% YoY

Inflation Data

Core inflation at 3.4% versus 3.4% in July

CPI Inflation Data- August:

- Food price inflation at 5.66% versus 5.42% MoM
- F&B inflation at 5.3% versus 5.06% MoM
- Vegetables inflation at 10.71% versus 6.83% MoM

PM E-DRIVE
Outlay of Rs.10,900 crore
in 2 Years

Subsidies

- Subsidies Rs. 3679 Cr. Through E-Vouchers
- Rs. 4391 Cr for 14028 E-Buses
- Rs. 780 Cr for Testing Facilities
- Rs. 500 Cr for E-Ambulance

Charging Infrastructure

- 22,100 fast chargers for e-4 Ws
- 1,800 fast chargers for e-buses
- 48,400 fast chargers for e-2W/3Ws
- Total Outlay of Rs. 2,000 Cr

Stock in Focus
Kaynes Technology Ltd.

Market Cap	₹ 32,971 Cr.	Current Price	₹ 5,151	High / Low	₹ 5,385 / 1,986
Stock P/E	157	Book Value	₹ 389	Dividend Yield	0.00 %
ROCE	14.5 %	ROE	10.5 %	Face Value	₹ 10.0
PEG Ratio		Sales growth 3Years	62.5 %	Sales growth 5Years	%
Profit Var 3Yrs	165 %	Profit Var 5Yrs	%	High price all time	₹ 5,385
EPS	₹ 33.3	EPS preceding year	₹ 16.4	No. Eq. Shares	6.40
Enterprise Value	₹ 31,768 Cr.	Int Coverage	5.08	Net worth	₹ 2,487 Cr.
Debt	₹ 323 Cr.	Price to Sales	16.4	Promoter holding	57.8 %
Industry PE	89.6	Price to book value	13.3	Reserves	₹ 2,423 Cr.
Equity capital	₹ 63.9 Cr.	EV / EBIT	96.7	Intrinsic Value	₹ 1,647
Sales	₹ 2,011 Cr.	CMP / FCF	-228		