



DISNEY CRUISE LINE: KNOW BEFORE YOU GO

WHAT TO EXPECT ON YOUR VOYAGE

WITH THESE TIPS, YOU'LL BE READY TO ENJOY ALL THE
FUN AND MAKE MAGICAL MEMORIES!



Before You Cruise

Your Disney Cruise Line adventure is almost here! Below are the important parts of the timeline to remember. Please make note of them to ensure everything is perfect for your Magical getaway.



01

ONLINE CHECK-IN - 30 DAYS OUT

One of the most important parts of our planning process is completing your Online Check-in. If you haven't yet, please complete that process asap by going to disneycruise.disney.go.com and logging in to your account. You will provide proof of your travel documents and IDs, fill out additional cruise documents, register kids for youth clubs, and select a port arrival time. Schedule a call from a Disney character to wish you "bon voyage!"

02

REVIEW PORT & ONBOARD RESERVATIONS - 7 DAYS OUT

Log-in to your Disney Cruise Line account to review your port adventures, onboard activities, adult dining, and spa appointments. Be sure to cancel anything that you no longer wish to attend to avoid being charged once on the ship. If you are waiting on anything to open up, check back now to see if you're in luck!

03

TRAVEL DOCUMENTS & TRANSPORTATION - 2 DAYS OUT

Make sure all guests' passports and/or birth certificates, IDs, port arrival forms, and any other necessary documents are packed in your carry-on bags. Review packing list and pack medications, travel essentials, and swimwear (if desired) are in your carry-on. Confirm your transportation to the port.

04


PREPPING TO EMBARK - 1 DAY OUT

Arrive at your port city. Place the DCL luggage tags (received in the mail) on your checked bags. Have some small bills on-hand for tipping the porters at the terminal. Download the most current version of the DCL Navigator app. Send travel details - ports of call and reservation number - to an emergency contact.

05

EMBARKATION DAY!

Make your way to your port; if you have pre-arranged transportation, follow the instructions given by your service provider (ask me if you're unsure). At port, give your large pieces of luggage - including anything unlikely to fit through the x-ray scanner - to the porter. You will go through a security/bag check and present your travel documents and IDs. Wait at port for your boarding group to be called, then make your way through the line to the ship. Your family will be announced by name, and the magic begins!



DCL Navigator App

Explore what's happening on the ship
before and during your sailing

01 Categories within the app

Within the app, you'll find information about the following categories:


- Dining Information
- Deck Plans
- Activity Schedules
- Debarkation Information
- Onboard Chat
- Character Meetings

02 Onboard Chat

Allows you to text other passengers at no charge over Wi-Fi. You can also interact with Guest Service and other staff departments on the ship.

03 Restaurant Menus

View complete menus for every restaurant on the ship, usually several days in advance. This can help "picky eaters" or guests with dietary restrictions avoid stressful situations.



WHAT TO PACK FOR

Disney Cruise Line



CLOTHING ITEMS

- Comfortable, season-appropriate clothing; breathable fabrics are best in the summer, layers are great for spring, late fall, and winter
- Swimwear, cover-ups, goggles (children's life vests and towels are provided at the pools)
- Dinners:
 - Main Dining – Dining attire is cruise casual in all 3 main dining restaurants, meaning no swimwear or tank tops. Guests often like to dress up, but this is optional
 - Adult Exclusive Dining – Adult-exclusive restaurants aboard DCL ships are elegant dining experiences and guests are requested to dress in a manner consistent with the restaurant's ambiance. Formal or semi-formal attire is recommended. Dress-casual attire with a polished look is permitted (such as dress pants, jeans in good condition, collared shirts and blouses, and lifestyle shoes). Clothing such as T-shirts, swimwear, and sports attire is not permitted
- Themed Nights – On certain nights and cruises, the ship offers themed nights. These might include Pirate Night, a formal night, or other themes, you're encouraged to dress up and participate and dress for the festivities. Check on the DCL website or with me for info on your specific itinerary

GENERAL ITEMS

Pack these items in a day bag to keep with you, as your luggage may not arrive at your stateroom until a few hours after the ship leaves port:

- Medication (in original containers), including motion sickness medicines
- Passport and/or required citizenship documentation
- Camera and accessories (batteries, memory card, etc.)
- Extra prescription glasses or contact lenses
- Sunscreen or hat
- Swimsuit and cover-up, goggles
- Attire and Accessories
- Phones and chargers
- Diapers/baby items

In addition to the clothing items listed above, pack these in your luggage:

- Sandals or sneakers (rubber-sole shoes for Port Adventures)
- Windbreaker/rain jacket
- External travel batteries
- Medicines, bandages, hand sanitizer, and sunscreen
- Tide pen/Shout wipes, and/or small packs of detergent for clothing
- Portable fans and cooling towels in the warmer months
- Door magnets, magnet hooks
- Wet bag for damp clothes at the end of the cruise

ALCOHOL POLICY

You may bring on a maximum of 2 bottles of unopened wine or champagne (no larger than 750 ml) or 6 beers (no larger than 12 ounces) on board at the beginning of the voyage and at each port of call.

NOTE: these beverages must be packed in carry-on (not checked) bags or luggage.

Cruise Extras

SPECIAL PACKING SUGGESTIONS



Refillable Bottles

Staying hydrated on your cruise is an important part of having an incredible vacation. I recommend carrying refillable water bottles that you can fill at water stations throughout the ship.


On Disney Cruise Line, sodas and tea are also complimentary. You can fill up on the pool deck!



Extra Power

Many cruise ship cabins have limited electric plugs. If you're bringing electronic items like phones, ipads, speakers, go-pros, and anything else, you'll likely want more plugs.

An external battery to keep phones charged throughout the day is also recommended.



Magnetic Hooks

Did you know every inch of your stateroom is magnetic? Consider bringing a package of magnetic hooks to hang around your room. These will attach to the walls & ceiling, allowing you extra spots to hang towels, hats, and swimwear.



Door Decorations

While not required, you'll see that many guests on your cruise have decorative magnets for their stateroom door. This is both a fun and practical way to recognize your room as you walk the deck hall. Kids enjoy seeing the unique and festive decor, so join the club and get creative!

Travel Dont's

IMPORTANT NOTICES BEFORE TRAVEL



SMOKING POLICIES

In an effort to provide an enjoyable cruise experience for all our Guests, smoking (including the use of electronic cigarettes) is only permitted in designated areas of each ship.

Note: Guests found smoking in their staterooms or on their verandahs will be charged a \$250 stateroom recovery fee. This fee covers deep cleaning that includes air filter replacement, carpet extraction and the cleaning and replacement of drapes, comforters, blankets and pillows, along with verandah cleaning and maintenance.

PROHIBITED ITEMS

Weapons, illegal drugs, and other items that could interfere with the safe operation of the ship or the safe and secure environment of our guests and crew are prohibited. The following are examples of items that guests are not allowed to bring onboard.

- Firearms & Ammunition
- Sharp objects (knives & scissors)
- Illegal Drugs & Substances
- CBD Oil/ CBD products
- Items that generate heat
- Electrical Extension Cord
- Perishable food & meat products
- Alcoholic Beverages, other than the allowed items (see below)



ALCOHOL POLICIES

Restrictions:

- Alcohol packed in checked luggage will be removed and no compensation will be offered. Remember to keep allowed alcoholic beverages in your carry on on embarkation day
- All alcohol brought on board must be in an original unopened container. Partially used bottles and those in which the seal is broken are prohibited
- Any wine or champagne in excess of 2 bottles or beer in excess of 6 beers is prohibited and must be discarded prior to entry
- Liquors, spirits, or excess wine and beer purchased in ports of call will be stored until the end of the cruise
- Guests must retrieve stored alcohol at the end of the cruise. Items not retrieved will be discarded and no compensation will be offered
- Alcohol brought on board may not be consumed in any lounge or public area



Embarkation

SETTING SAIL WITH DISNEY

Boarding and Getting Started

When you arrive at the terminal, you'll hand over any large luggage that you've tagged with the provided tags to the porters. Keep your carry-on luggage and any items you need before 4:00 pm. Checked bags are safely delivered to your stateroom that day, freeing you from lugging them around the ship.

Many activities are up and running right when you board, so it's helpful to plan ahead/ Pack your carry-on with must-haves like sunscreen and sunglasses. Ready to relax by the pool? Have your swimsuit handy. Looking to enjoy an adult beverage? Check the app for options. Think you are a master of trivia? Set a reminder to attend a session. You can find all open activities in the ship's mobile app. Don't hesitate to stop a Cast Member for directions, support, or more information.

Explore the Ship and Dine

Once on the ship, get familiar with a bow-to-stern stroll. Be sure to use the map in the app to help you navigate and max out every minute. Much of the ship will be welcoming guests to get familiar, so consider checking out the kids' clubs (Oceaneer, Edge, and Vibe) or the gym and spa during open houses. If you're hungry, visit any of the casual restaurant/quick service locations on the pool deck. Your stateroom should be ready mid-afternoon. You will find your luggage in the hallway nearby. Your Key to the World card will work as the key. You may meet your stateroom host/hostess at this point, and he/she will welcome you and make you feel at home.

Safety Drill

Ahead of departure, guests are required to complete a mandatory assembly or "muster drill." The muster drill is a two-part process. Soon after boarding, a cast member will direct you to your assembly station where another cast member will give you a brief overview of safety procedures. Announcements will be made over the ship's speaker system, so simply follow the instructions and cast member direction.

Embarkation Deck Show

Disney Cruise Line is all about the family fun, beginning with a fun-filled deck party as your ship prepares to leave port. Jumpstart your vacation to lively beats and interactive dance numbers at this deck party extravaganza. Head to your ship's pool deck and join in the official cruise countdown - punctuated by a mighty roar from the ship's magical horn.

Rotational Dining

A DISNEY CRUISE LINE INNOVATION

What is Rotational Dining?

One innovation DCL brought to the cruise industry is the concept of Rotational Dining. With rotational dining, you will visit one of three standard restaurants on each different night of your cruise. As you change restaurants, your server team - your waiter, beverage person, and head waiter - all move with you. You will eventually create a relationship with them as they learn your dining preferences and get to know your family!

How does rotational dining work?

Rotational restaurants have two dinner seatings, typically at 5:45pm and 8:15pm. Because Disney sets the schedule, there's no need to make reservations each night. You can request either the earlier or later seating when booking your trip or once aboard the ship. You can also request changes to your rotation, specifying which restaurants you visit each night. These requests cannot always be accommodated, but many can.

On cruises four nights or longer, you'll repeat at least one of the three standard restaurants. The menus will change each night, but the decor remains the same.

Instead of repeating a restaurant, you may wish to make a reservation at an adult-dining venue for an extra charge.

Guests are able to request a particular order of dining rotation if they so desire. If you have a restaurant you know your family will love and you'd like to ensure you repeat during your rotation, be sure to reach out to me so we can note your preferences. These are requests only. You can also make dining requests once on board; ask me for more info.

Are there any other options besides rotational dining?

An option you can always keep in mind: dining at the large restaurant on the pool deck. In the evening, these venues are full service.



Adult Dining

SPECIAL EXPERIENCES FOR ADULTS ONLY

About Adult Dining

Aboard each ship, there are options for adult-exclusive dining experiences. Guests ages 18+ are eligible to attend. These experiences are *not* included with your cruise fare and will instead be charged once you are onboard.

Guests may enjoy these options for dinner and, on cruises of 4+ nights, for brunch. Guests will skip the regularly scheduled, rotational Main Dining restaurant on an evening they have a reservation for an adult dining dinner.

Dress Code

Adult-exclusive restaurants aboard Disney Cruise Line ships are elegant dining experiences. Guests are requested to dress in a manner consistent with the restaurant's sophistication. Formal or semi-formal attire is recommended. Dress casual attire with a polished look is permitted (such as dress pants, jeans in good condition, collared shirts and blouses and lifestyle shoes). Clothing such as T-shirts, swimwear and sports attire is not permitted.

Reserving and Cancelling

Reservations are required and can be made online or on board the ship. If you were unable to make a reservation before your cruise online, visit with the DCL Dining Team on embarkation day; the location for this meeting will be listed in your DCL app or you ask a Cast Member.

Be sure to cancel at least 24 hours ahead of your reservation to avoid a penalty of 100% of the per person prix fixe cost. If you are a no-show, the charge will be applied to your folio.

Adult Dining at a Glance

- Guests ages 18+
- Extra cost that is not included with your cruise fare
- Dinner or brunch options
- Dress code applies
- Reserve online or onboard
- Cancel 24 hours in advance



Youth Clubs

AT A GLANCE



About Youth Clubs

Disney Cruise Line has no equal when it comes to children's entertainment. From movies to crafts to trivia and Xbox tournaments, a variety of activities take place throughout the day that last between 60 and 90 minutes. Activities, led by Disney's excellent Cast Members, begin on embarkation day and continue through your last sailing day.

Youth Club Options

- Oceaneer Club - ages 3-10 - Character-driven performances, special storytelling sessions, larger-than-life play areas, dress-up opportunities and cool interactive activities are sure to delight tiny tots and older kids alike. Toys and games, an open seating area for arts and crafts, and ongoing Disney movies mean there's never a dull moment. Guests must be fully potty-trained to attend
- Oceaneer Lab - ages 3-10 - Highly interactive space where guests play games, perform crazy experiments, and discover all kinds of age-appropriate activities
- Edge - ages 11-14 - Special hangout for tweens/young teens where they can connect with other guests. Equipped with high-tech entertainment including flat-screen TVs, computers, and video games and featuring daily guided activities
- Vibe - ages 14-17 - At this teens-exclusive space, guests can chill out, listen to music, watch TV, play group games and more with other cruisers their age. Vibe features a coffee bar serving a wide selection of nonalcoholic beverages, including fruit smoothies and more.
- "its a small world" nursery - ages 6 months to 3 years old (or from 1 to 3 years old on Transatlantic, Hawaii and Panama Canal itineraries) - Little guests play games, make crafts, watch movies, or even take a nap while parents embark on adventures. The nursery must be reserved in advance and carries an additional cost that will be charged to your account

Youth Club Hours

The operating hours for the Oceaneer Club and Lab are typically 9:00am to midnight or 1:00am, but they can vary from ship to ship, so you'll want to check for those details on your specific cruise. When a ship is in port, there are fewer activities scheduled and sometimes hours may be shorter. Guardians may check children in to Youth Clubs while the ship is in port; guardians are not required to stay on ship while children are checked in.



Club Open Houses

Some children may feel a little nervous about attending Youth Club. More often than not, once a child has their first experience in a DCL Youth Club, they are reluctant to leave! To help with this transition, DCL offers open houses so families can use the clubs' facilities together. Be sure to check them out; find times for open houses in the Navigator app.

Onboard Fun

AT A GLANCE



ACTIVITIES FOR THE WHOLE FAMILY

Pools - Splash it up in freshwater pools, aqua play areas and waterslides designed for kids, families, and adults.

Family Lounges - Wherever you sail, Disney ships boast onboard destinations to bring the family together in unforgettable ways. Whether its karaoke, trivia contests, or drawing lessons, families are invited to sing, dance, play games, and enjoy live entertainment together.

Character Experiences - Be on the look-out for many of your favorite Disney pals as they make their way throughout the ship and on Disney Castaway Cay. Check the app for times and mark your favorite characters so you don't miss meeting them

Fireworks at Sea - Exclusive to Disney Cruise Line, the Disney-themed fireworks show at sea are not to be missed. Enjoy the dance-party and a fireworks countdown climax in a dazzling light show underneath the stars.

Movies - The latest first-run features as well as all-time Disney favorites screen daily in the theaters on your ship. Family fare plays during the day, with more current releases in the evening. On occasion, guests are even treated to movie premieres at sea. Movies will also play all day long at the main pool on a giant screen - you can't miss it! While on board, you can check the app for movie listings and show times.

Interactive Play - On the Disney Dream or the Disney Fantasy, try the Midship Detective Agency for a play-at-your-own-pace adventure that is fun for all. On the Wish, try the Uncharted Adventure game in the app.

Trivia, crafts, ship tours, and more - there is SO much to do and see!



DON'T MISS A MOMENT OF MAGIC

Make sure you use the DCL Navigator app to its full potential by looking ahead at the activities and entertainment for each day. Mark your "must do" plans and the app will send you a notification reminding you of the time and location so you don't miss a thing.

Adults Only

ONBOARD ACTIVITIES AND LOUNGES



ACTIVITIES FOR THE YOUNG-AT-HEART

Pools - Visit the “Quiet Cove,” an adults only area on the pool deck that invites adults to unwind in a main pool or nearby whirlpool spas. Sip on cocktails and specialty coffees, read books and magazines, or watch TV.

Lounges and Nightclubs - From champagne lounges to pubs & sports bars to nightclubs with live music or a DJ, there is truly something for everyone. Each lounge is expertly themed and you’ll feel as though you’ve entered a whole new world.

Beverage Tastings - Guests ages 21+ can attend these tasting events to sample select adult beverages. The informative seminars feature flights of wine, beer, and spirits. Check your daily onboard activities for openings, times, and locations. Additional fees apply.

Senses Spa - If tranquility, pampering, and relaxation describe your ideal vacation, a visit to the Senses Spa is a must! Schedule a service like a massage or facial, or purchase a day- or multi-day pass to the spa’s relaxing rainforest-themed aromatherapy steam rooms, dry saunas, and hot tubs. Pure bliss! Lockers, sandals, and robes are complimentary. Fees apply for services and spa passes.

Fitness Center - Fitness centers aboard Disney ships are expansive, state-of-the-art exercise clubs offering stunning ocean views. Each facility features everything you need to work out during your voyage. There are also a limited number of fitness classes like pilates, yoga, and boot camp.



Senses Spa Open Houses

Early on your embarkation day, the spa will be open for guests to tour the facilities, make appointments, buy day passes, and even enter raffles for free or discounted services. This is a great chance for you to peek inside the spa, get familiar with the space, and decide if you would like to make reservations. Guests of any age can attend the open house. Check the Navigator app for times.

Nightly Shows

BROADWAY-STYLE ENTERTAINMENT



CLASSIC STORIES, SPECTACULAR STORYTELLING

Disney storytelling is second to none, and Disney Cruise Line allows these stories to spring to life. The whole family will enjoy these Broadway-style shows featuring favorite characters, familiar songs, lively dancing, and extraordinary sets.

The shows will play twice each night and you may attend opposite your rotational dining time. Guests with the second seating will go to the theater for the early show and then head to dinner. Guests with the earlier dining time can plan to attend shows after their dinner time. Either way, plan to arrive at the theater 15-30 minutes early to find seats. Shows are typically around an hour long.

What kinds of shows will you see on the Disney Cruise ships?

There are three main types of stage performances that take place:

- Jukebox-style original shows. These are shows that use characters and songs from a variety of different Disney/Pixar franchises and combine them into a wholly new story.
- Retellings of familiar Disney stories. These shows are modified and abridged versions of a familiar Disney tale.
- Guest performers. On sailings of longer than three or four nights, you'll often see comedians, magicians, ventriloquists, and musicians performing on the main stage.



Feel like your crew needs a night in but don't want to miss the show? There may be some nights where your child needs more rest or you returned late from an excursion and getting to the theater is not in the cards. Don't fret! There is a channel on your stateroom's television that will show a pre-recorded version of the show playing in the main theater.

Disney Cruise Line

Tips for Success

WHAT TO DO IF THINGS AREN'T MAGICAL



HURRICANES / SEVERE WEATHER

If bad weather strikes, your cruise ship will be prepared. Modern cruising and weather forecasting means there are zero surprises when it comes to weather, and your cruise line will make plans accordingly to avoid any troublesome storms. If your sail date is during hurricane season, we will monitor the situation and reschedule your cruise if needed.



LATE OR MISSED DINING RESERVATION

Sometimes things happen and you might miss a Specialty Dining reservation. Disney's policy is that they will typically hold your reservation up until 15 minutes after your scheduled dining time. If this happens, you will need to head to the Main Dining Room or other dining area for your dinner.



SICKNESS/INJURIES

Every cruise ship has a Health Center with a public health officer and a third-party doctor and nurse. Free screenings for Covid-19 are always available. The Health Center can provide doses of basic over-the-counter and some prescription medicines. Note: Health Center services are not free.



MOTION SICKNESS

Motion sickness (or sea sickness) is a common experience for many cruise passengers. If you are prone to sea sickness, prescription medicine is your most reliable route to keeping the good times rolling on your cruise. You can choose from numerous options, including patches and pills available with prescriptions or over the counter. Otherwise, pack Dramamine and wrist patches.



LOST ITEMS

If you discover an item is missing during your cruise, please ask a Disney Cruise Line representative for help or visit the Guest Services Desk to retrieve found items—open 24 hours for your convenience.



CASTAWAY CAY

DISNEY'S PRIVATE ISLAND

Castaway Cay invites cruisers to enjoy balmy tropical weather and world-class recreation on a Bahamian oasis with signature Disney hospitality.

After disembarking on Castaway Cay, you can obtain beach towels and use your convenient Key to the World cards for retail transactions on the island. Everything needed for the perfect beach getaway is here, from lounge chairs and beach umbrellas to tasty food and family-friendly entertainment.

Ample amenities include sprawling beaches, sparkling lagoons teeming with curious sea life, splash-worthy water play areas, scenic walking trails, open-air BBQ dining locations serving complimentary meals, 2 shops featuring Disney Castaway Cay gifts and souvenirs, free tram transportation around the island and more.

Be on the look-out for many popular Disney pals on Disney Castaway Cay!

A cay - pronounced as "key" - is a low bank or reef of coral, rock, or sand. Most commonly, it is a sand island located on the surface of a coral reef

CASTAWAY CAY

POPULAR PORT ADVENTURES

Snorkel Lagoon

Enjoy all-day access to a beautiful lagoon brimming with exotic sea life and sunken treasures waiting to be discovered.



Stingray Adventure

Feel the rush as a stingray takes food right from the palm of your hand, and even pet them as they swim by!



Bicycle Rental

Get some easy exercise, biking through nature and stopping for some grand views on Disney's private island.



Float/Tube Rentals

Make your way to Family Beach, Flippers and Floats or Serenity Bay to pick up your very own float or inner tube to use at Castaway Cay





Castaway Cay

Top Attractions

- **Castaway Family Beach** - Find your place in the sun at this gorgeous beach set aside especially for family fun. Have a blast sailing, paddling a kayak, or swimming and snorkeling in the blue lagoon. With your family in mind, we've laid out a feast at Cookie's BBQ.
- **Snorkeling Lagoon** - Snorkelers of all skill levels will be enchanted by the undersea realm of marine life off Castaway Family Beach. Novices can follow the Discover Trail, while more experienced snorkelers may wish to tackle the Explorer Trail. Keep an eye out for the hidden Mickey!
- **Serenity Bay** - Escape to this secluded, adults-only oasis reserved exclusively for adults 18 years of age and over. There, you can unwind in the heart of serenity, treating yourself to such offerings as an open-air cabana massage under the swaying palm trees, or frozen specialty drinks at the Castaway Air Bar.
- **Pelican Plunge** - A 2,400-square-foot floating platform. At this water-play area, take a ride on one of the two twisting water slides that carry you into the refreshing lagoon.
- **Teen Hideout** - Teen Hideout is just what it's named for: a place where teens 14 to 17 years of age can lounge—carefree—in their very own slice of paradise.
- **In Da Shade Game Pavilion** - Take a break from the sun to play games, such as table tennis, foosball, billiards and basketball, inside this shaded structure, centrally located near Castaway Family Beach.



Castaway Cay

Top Attractions

- **Sports Beach - Meet at the Sports Beach for beloved beach pastimes, including volleyball and tetherball.**
- **Character Appearances - Throughout the day, delight in sightings of some of your favorite Disney Characters throughout Disney Castaway Cay. These are perfect moments for photo-snapping!**
- **Castaway Cay 5K - Go the distance in paradise when you take off on a spectacular 5K around Disney Castaway Cay. Make your way past swaying palms as you run or walk along the air strip to the observation tower and take the lead past sweeping shorelines to the finish line. All finishers receive an exclusive Disney Castaway Cay 5K medal.**
- **Boat Rentals - Set sail in the boat of your choice and embark on a breezy excursion atop the crystal-blue waters of Castaway Cay. Choose a sleek 1-person sea kayak, a charming 4-person paddleboat, a fun 2-person aqua trike or an active stand-up paddleboard for your water adventure!**
- **Olaf's Summertime Freeze - This wintry watering hole features specialty frozen drinks in souvenir cups. Visit Olaf's Summertime Freeze near the Pelican Point tram stop, by Castaway Cay Family Beach.**
- **Gil's Fins and Boats - Rent snorkel gear for all family members, along with kayaks, paddleboats, aqua trikes and other water equipment for your day as a marine adventurer.**

Pirate Night

A Special Night with Disney Cruise Line



A PIRATE'S LIFE FOR YOU

Enjoy themed trivia, pirate-y games, and meet-and-greets with characters dressed in pirate garb on the very popular Pirate Night. Kids can indulge their inner adventures with activities at the youth clubs—and don't forget to take a picture of your own pirate family with Mickey and his crew!

GO AHEAD: PLAY DRESS-UP!

Participating in this part of Pirate Night helps add to the fun, so don't be afraid to don black and red, an eyepatch, or a hook-hand - whatever it takes to help you embrace your inner pirate. We promise you will not be the only ones!

EAT LIKE A SCALAWAG

The rotational restaurants transform on Pirate Night. Your servers will be dressed for the occasion, and the food and fun await, including themed offerings like Jolly Rogers Barbecue Rib Salad or Pirates Gold-en Pot Stickers.

“PIRATES IN THE CARIBBEAN” DECK PARTY

Venture to the pool deck to dance off dinner with your favorite Disney Characters and enjoy an entertaining pirate show, as well as interactive games with some special surprises!

FIREWORKS

Shiver me timbers! During the show, a fantastic fireworks display—an industry first—is sure to delight landlubbers and freebooters alike!

Please note: Some itineraries do not include fireworks and/or Pirate Night.



Disembarkation

AT THE END OF YOUR
DISNEY ADVENTURE

The best and most pertinent disembarkation information will be found in the Disney Cruise Line's Navigator app. There will also be announcements made over the ship's speaker system, and Cast Members will also help guide you and answer any questions.

How do I finalize payments for things I've bought onboard?

On the final night of your cruise, a printed tally of your onboard account will be delivered to your cabin. All you have to do is make sure that all of the charges on the bill are correct. If there's a mistake, you will need to get in line at the reception desk to contest the charges.

How do I tip my stateroom host and servers?

On the last day of your cruise, you will also receive four small envelopes labeled Server, Assistant Server, Head Server, and Stateroom Host. If you are satisfied with the gratuity amounts you have already paid - either prepaid on your reservation or those assessed to your account - there's nothing you need to do with these envelopes. If you would like to give anyone an additional tip, use the envelopes and hand them out on your final night.

When can I leave the ship?

If you have an early flight home, you will need to request express disembarkation. If you have a later flight, you will disembark at the time designated by your luggage tags.

How do I get my luggage off the ship?

- Option 1 - Leave your completely packed bags outside your cabin door at a specified time the night before you disembark; you will attach a colored oval tag that Disney provides. Remember: have anything you need for the final morning with you in your carry-on.
- Option 2 - Express Walk-off: Keep your luggage with you and leave the ship at any time. Carry your own bags through customs.

What about grabbing something to eat before I leave the ship?

You will be assigned a time and location - based off of your dining rotation - to enjoy one last breakfast before disembarking. That information will be viewable in the app and your dining staff will also remind you at dinner on the final night.

Plan for the Future

Keep the Magic Going



WELCOME TO THE DISNEY CRUISE LINE CASTAWAY CLUB

Did you know that you are now a member of the Castaway Club and automatically enjoy perks on your next Disney Cruise Line adventure? You are! You do!

On your next voyage, you'll be able to book excursions, adult dining, and onboard activities like beverage tastings, Bibbidi Bobbidi Boutique, and spa appointments before first-time cruisers. You'll also be able to book new cruise itineraries early and will be given a special onboard gift upon your next embarkation. The perks continue as you cruise more with DCL.

SECURE YOUR NEXT DCL ADVENTURE & ENJOY A DISCOUNTED RATE

On your current cruise, you'll be able to book a "placeholder cruise" for a future cruise itinerary. As an added incentive, you will be able to book that future cruise at a 10% off discount - but only if you make that choice before you disembark, **so don't delay!** You may book a placeholder onboard or through the app. I would love if you would make the choice to continue on with me as your agent! Please let me know after you disembark that you made a placeholder reservation so we can talk through the next steps.



CRUISING LINGO

A GLOSSARY OF CRUISING TERMS

- **Ship** - You're on a ship, not a boat.
- **Forward** - front of ship
- **Aft** - back of ship
- **Port** - left side of ship
- **Starboard** - right side of ship
- **Stateroom or Cabin**- Sometimes a cruise cabin will be referred to as a stateroom
- **Deck** - Your ship will have many decks. While hotels refer to floors, cruise ships refer to decks.
- **The Bridge** - The bridge is the navigational hub of the ship
- **Cruise Director** - Your cruise director, among other duties, will act as Emcee, heading up most major entertainment events on the ship
- **Port of Departure** - This is the port from which your cruise will depart
- **Cruise Terminal** - Just like airplanes have airports, cruise ships have cruise terminals or cruise porrts.
- **Ports of Call** - This is an individual destination where you will stop at for the day.
- **Shore Excursion** - This is an organized activity you may choose to do when in a port.
- **Tender** - There are some ports where cruise ships cannot access the land directly and dock. In these cases, your ship will "tender" a few minutes away from the port and shuttle passengers in by tender boats.
- **Muster Drill** - The muster drill is a mandatory safety drill which is done prior to sailing.
- **Sea Day** - A day at sea when your ship is not visiting a port
- **Pier Runners** - This is an unofficial name give to those who can be seen running in the last few minutes hoping not to miss the ship's departure.
- **Gratuities** - Gratuities (or tipping) is customary on a cruise. A per person service fee or gratuity will be charged daily to your cabin.