



Ultimate Guide to the Wizarding World of Harry Potter



**DIAGON ALLEY - UNIVERSAL STUDIOS
HOGSMEADE - ISLANDS OF ADVENTURE**




Calling all Muggle-borns!

Whether you've been anxiously awaiting your letter from Hogwarts School of Witchcraft and Wizardry or you're just learning about the Wizarding World for the first time, you'll be sure to be impressed with your experience in Diagon Alley and Hogsmeade Village!

In the Wizarding World of Harry Potter, found exclusively at the Universal theme parks, even Muggles (non-magical people) can test out their wand skills, sample Butterbeer, take a flight on a hippogriff or an enchanted motorbike, feel the heat off a dragon's breath, and more. There is so much to do, and you'll feel like you've stepped straight in to the Harry Potter movies.

You'll find Diagon Alley, with its magical shops (including the infamous Gringotts Bank and Ollivander's Wand Shop), inside Universal Studios Florida theme park. A short distance away is Hogsmeade, inside Universal's Islands of Adventure theme park, where you'll see the towering gates and familiar hallways of Hogwarts Castle and take a thrilling adventure with Hagrid. The two Wizarding World locations are connected by the Hogwarts Express; a magical ticket that includes Universal's park-to-park option is required to ride the train.





THE WAND CHOOSES THE WIZARD

As everyone knows, a wizard is only as good as his wand skills, and there's no better place to practice yours than at Universal. But first – you'll need to acquire your wand!

To test your wand skills throughout the Wizarding World, you'll need an interactive wand. Stop in Ollivanders Wand Shop in either Diagon Alley or Hogsmeade to see which wand will choose you! Ollivanders in Diagon Alley is where Harry Potter memorably underwent his rite of passage into the wizarding world when he was brought to the store by Rubeus Hagrid (after all: according to Hagrid, "ain't no place better" than Ollivanders for a wand). Of course, many wizards will choose to visit the second Ollivanders location in Hogsmeade or even the shop of "that other famous wandmaker,"
Wands by Gregorovitch in Diagon Alley.

Once your wand has chosen you, dear wizard, you are ready to make some magic! Using the map that comes with your interactive wand as a guide, seek out the spell spots that are marked by medallions set into the pavement throughout Diagon Alley and Hogsmeade. Each medallion indicates: where you should stand to cast that particular spell, what direction to face, the wand movement required to cast the spell, and, finally, the words to be uttered while waving your wand. We've also included the list in this guide, including some secret spells not found on your new map!

To guarantee success in casting a spell, you must aim your wand in the right direction. The best way to cast spells is without moving your whole arm; instead, perform the required motion using only your wrist. Saying the spell isn't completely necessary, since the effect is based on motion only. However, carefully enunciating *wingardium levio-saaaah* is a part of the experience – so feel free to do your best Hermione impression. If you're still feeling bashful, you can simply wave your wand and claim that you're able to do non-verbal spells.

Be aware that some interactions are trickier than others; some will perform every time, even with an imperfect motion, while others require a good bit of precision to work reliably. Practice your technique using the above tips, and you'll be earning your Charms O.W.L. (Ordinary Wizarding Level) in no time at all!

Many spell locations are overseen by a friendly expert spell-caster who is trained to help guests perfect their spell-casting technique and can help correct your direction or gestures. These team members are also enthusiastic and engage with aspiring wizards and witches of any age, encouraging them and praising their efforts. Take the time to appreciate their enthusiasm; they're a fun part of the interactive wand experience.

Diagon Alley Spells

1. Tarantallegra (Medium/Hard)

Red-curtained shop window of Pilliwinkle's Playthings, next to the Fountain of Fair Fortune

Curtains open and troll marionettes dance across the stage

2. Incendio (Easy)

At the end of Horizont Alley, aim your wand up towards the second floor of Flimflam's

Lanterns in the second-floor windows light up

3. Metelojinx (Easy)

Look up towards the umbrella, above the restroom entrance in Horizont Alley

The umbrella lights up and emits rain and thunder noises, while spraying water

4. Silencio (Hard)

The birdcage in the right-hand window of Magical Menagerie

The noisy bird in the window stops squawking

5. Dark Detectors (Medium)

In the shop window of Wiseacres that faces Gringotts Wizarding Bank

Orbs open, revealing eyes that follow the movement of your wand

6. Specialis Revelio (Medium)

In the shop window near the front door of Wiseacres

Look up to the star map to see an animated archer fire an arrow for his dogs to retrieve

7. Wingardium Leviosa (Medium/Hard)

The right-hand shop window of Scribbulus, with the feather quill

The quill levitates before lowering down

Mystery Spell #1 (Easy)

In the Scribbulus window to the right of the feather quill window

Hidden messages appear on the parchment – cast multiple times for different messages

8. Reparo (Easy)

Brown E. Wright's blacksmith shop at Carkitt Market, near the Hopping Pot

A suit of armor is magically repaired

9. Locomotor Bellows (Easy)

At Brown E. Wright's blacksmith shop, immediately to the left of Reparo

Blacksmith bellows pump up and down

Diagon Alley Spells (continued)

10. Aguamenti (Easy)

The mermaid fountain at the end of Carkitt Market

Activates the frog spout, while occasionally spraying out the top (watch out!)

11. Descendo (Easy)

The shop window of Weasleys' Wizard Wheezes on the Diagon Alley side, with the yellow and orange toilet

The U-NO-POO sign swirls down into the toilet, amid flushing sounds

Mystery Spell #2 (Easy)

The far-right window at Slug and Jiggers Apothecary on Diagon Alley

A suspicious-looking pot of brown stuff moves and emits a sulfuric smell of dragon dung

Knockturn Alley Spells

1. Locomotor Chimney Sweep (Easy)

Look up to the Chimney Sweep Elf Sign, to the right of Dystyl Phaelanges

The house-elf climbs a chimney away from a burst of fire

2. Moving Skeleton (Easy)

In the lighted bay window across from Borgin and Burkes

A skeleton projection copies your movements – try playing the chimes or interacting with other on-screen elements

3. Mimblewimble (Medium/Hard)

Look for a cadre of shrunken heads, in a window to the left of Dystyl Phaelanges

Silences the talking heads

4. Incendio (Medium)

Look for a bird in a cage in a window in the courtyard around the corner from Borgin and Burkes

Lights a candle, the fumes of which have a magical effect on the little birdy; cast multiple times for different effects

5. Alohamora (Easy)

Also in the courtyard around the corner from Borgin and Burkes

Use the spell to try to unlock the door; when you grab and turn the handle, it is still locked and you're hit with a blast of air

Hogsmeade Spells

1. Incendio (Easy)

Shop window of Zonko's Joke Shop

Sets off the spinning wheels and rockets

2. Arresto Momentum (Medium)

Look up towards the wall-mounted cauldron at McHavelock's

The water stops pouring and the cauldron tips to reveal a cheeky pixie

3. Revelio (Medium)

The window display at Honeydukes with chocolate frogs

The large box lid lifts to reveal a croaking chocolate frog

4. Herbivicus (Hard)

The right-hand window of Dogweed and Deathcap

The flower blooms in the window (aim your wand high and look down low)

5. Ascendio/Descendo (Medium/Hard)

Right-hand window of Gladrags Wizardwear

Raises/lowers a measuring tape on the wizard robes

6. Locomotor Snowman (Easy)

Window with cakes displayed at Madam Puddifoot's

Snowman cake-topper moves around

7. Locomotor/Arresto Momentum (Easy)

The backside of Dervish and Banges, in the shop window with the Hogwarts model

Start and stop the music box in the window – a tune plays and the dragon chases a quidditch player

8. Alohomora (Medium)

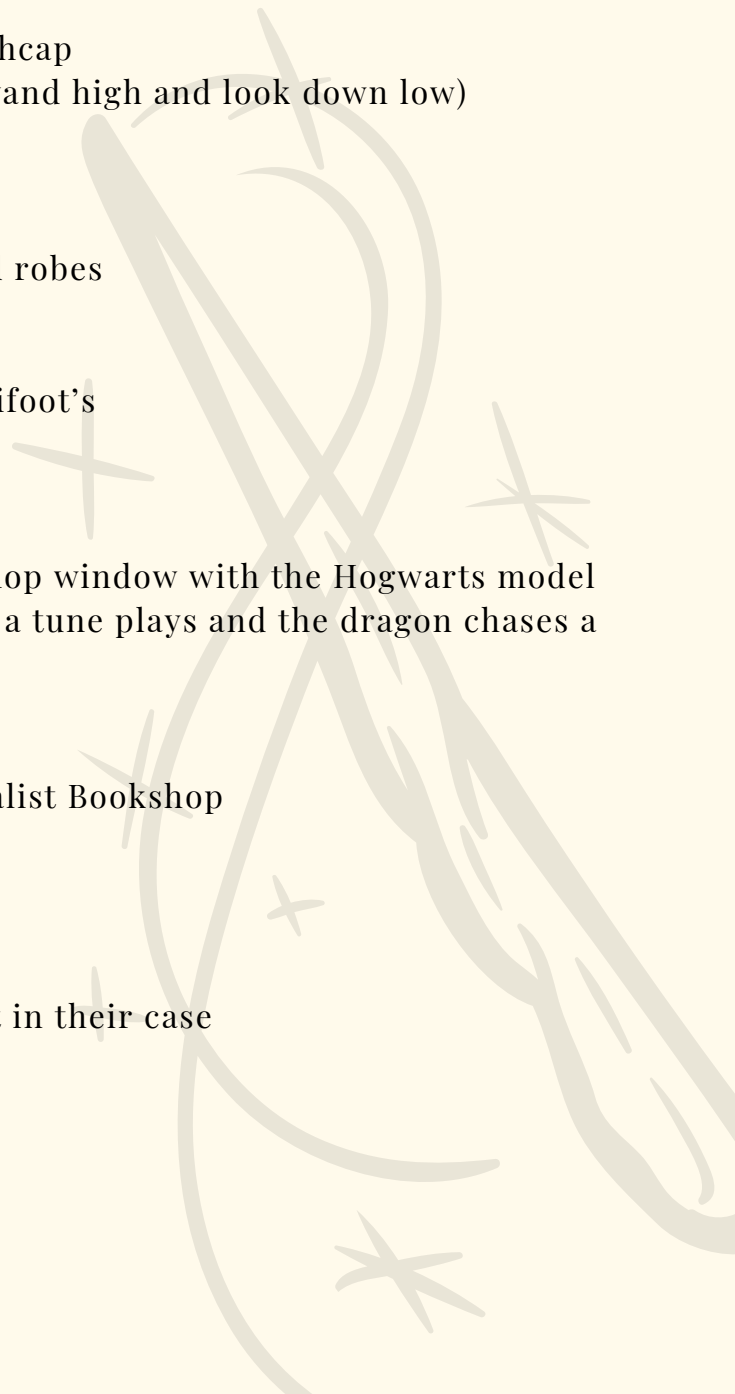
The shop window of Tomes and Scrolls Specialist Bookshop

Unlocks a copy of Tales of Beedle the Bard

9. Wingardium Leviosa (Easy)

The shop window of Spintwishes

The quaffle and bludger balls wiggle and float in their case



"Don't Miss" Moments in Diagon Alley

The Wizarding World at Universal Studios Florida theme park begins along the London waterfront, including the Kings Cross train station, and extends throughout Diagon Alley where you'll also find Horizont Alley, Carkitt Market, and Knockturn Alley. There are details from the Harry Potter books and movies at every turn, so take your time moving throughout the area to appreciate them.

London waterfront

This lavishly detailed area hides Diagon Alley from the rest of the park

- Stop by the Knight Bus and visit with the Conductor and his shrunken-head friend. Be sure to take a look inside the bus, including from the back – it's one of the best photo ops in the entire park!
- Snap a photo of Kreacher, Sirius Black's house-elf, who periodically pokes his head out from behind the curtains in one of 12 Grimmauld Place's windows.
- Visit the telephone booth in front of Leicester Square and dial M-A-G-I-C for a little surprise.
- Proceed to the entrance of Diagon Alley, under the Leicester Square signage. Do you hear the bricks moving? This is just the way Harry entered the Wizarding World for the first time!

Diagon Alley

The first street you see stretching out before you is Diagon Alley. Like a true city block, there are exits along the main road: to the right, past Weasleys' Wizard Wheezes, is Carkitt Market; to the left, just after The Leaky Cauldron, is Knockturn Alley; and at the end of the street is Horizont Alley, whose intersection is dominated by Gringotts Wizarding Bank.

- Quality Quidditch Supplies, Sugarplum's Sweetshop, and Weasley's Wizard Wheezes are all connected. See if you can spot Professor Umbridge in the Joke Shop
- Enjoy a wand selection ceremony and see which one chooses you at Ollivanders. Take your new wand and practice your magic skills around Diagon Alley (don't forget to review our wand skills page)
- Grab a bite to eat at the Leaky Cauldron, a favorite of Harry Potter's. While you satisfy your Butterbeer needs and sample British food, be sure to look at all the one-of-a-kind drawings on the walls. Don't leave without checking out the real Leaky Cauldron or reading the instructions immediately to the right of the exit door. Which way are you going to leave?

"Don't Miss" Moments in Diagon Alley (continued)

Knockturn Alley

*Knockturn may be the smallest section of Diagon Alley, but many consider it the most immersive – and certainly the creepiest. Don't miss it! **Note:** certain areas of Knockturn Alley will allow you to see "invisible" messages found on your interactive wand map.*

- Visit Borgin and Burkes to explore some of the most unique pieces of wizarding merchandise, including Death Eater masks. There are also familiar items on display, including the vanishing cabinet (from Harry Potter and the Half-Blood Prince) and the Hand of Glory (from Harry Potter and the Chamber of Secrets)
- In addition to practicing your magic on some of the most popular wand skills, check out the want ads from the Daily Prophet via a newspaper in one of the shop windows

Horizont Alley

Horizont Alley is the heart of the wizarding world city streets with a number of refreshment stands, shops, and, of course, the land's only ride: Harry Potter and the Escape from Gringotts

- Watch out for the Gringotts Bank dragon - she gets a little fiery at times!
- Tour Gringotts Wizarding Bank and attempt to escape "the safest place in the world," on Escape from Gringotts
- Direct your questions to the interactive goblin bank teller at the Gringotts Money Exchange. You can even exchange your Muggle currency for Gringotts bank notes! The bank notes can be used in both Diagon Alley and Hogsmeade or may be kept as a souvenir. Don't worry: the wizarding world also takes Muggle forms of payment
- Wiseacre's Wizard Equipment and Scribbulus – stop in to get a real quill. Outside Scribbulus, make sure to try one of the hidden wand experiences found in the window. Results may vary, so you'll want to try it more than once.
- Stop by The Fountain of Fair Fortune, a drinks-only venue that offers both Butterbeer and draught beer, and/or Florean Fortescue's Ice-Cream Parlor where you can acquire Butterbeer ice cream
- Visit Magical Menagerie, full of plush animals found within the Harry Potter books and films. Check out the windows, including one that holds Nagini, the snake of He Who Must Not Be Named. Can you also spot Hermione's cat, Crookshanks, lurking about?

"Don't Miss" Moments in Diagon Alley (continued)

Carkitt Market

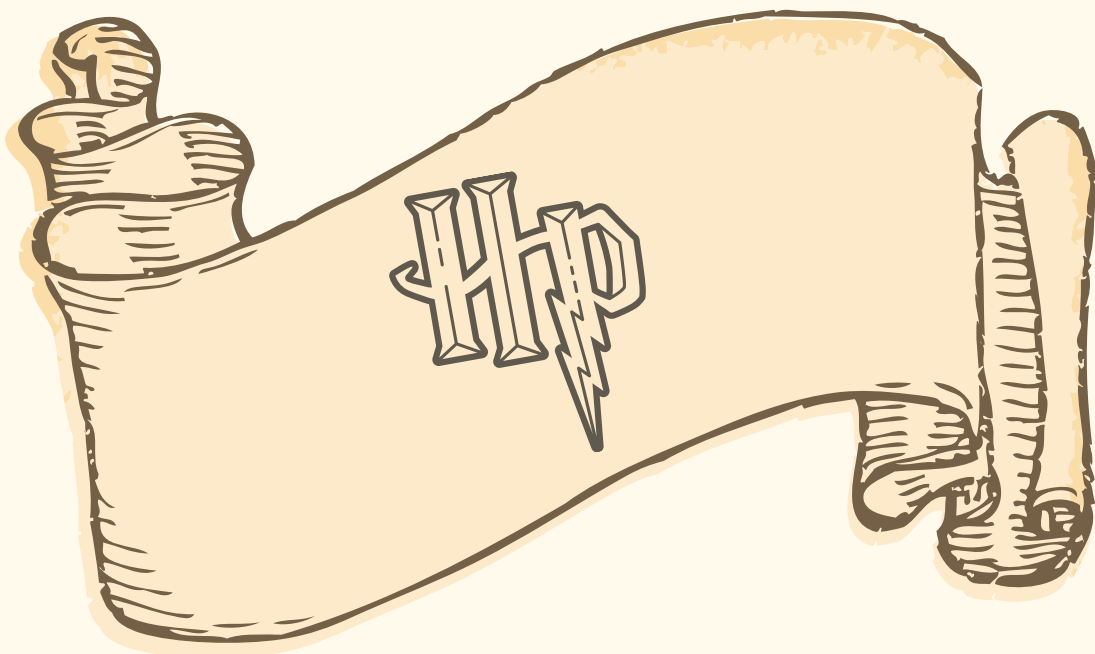
This is a large, (mostly) covered shopping area that is home to a number of street vendors.

- Visit Wands by Gregorovitch if you didn't already buy a wand at Ollivander's
- Stop at The Hopping Pot, a mostly-drinks-only location, and watch for live entertainment nearby
- Send packages, for you or those special muggles in your life, at the Owl Post. Don't forget that you can splurge on fancy wrapping!
- Stop by Eternelle's Elixirs of Refreshment, a beverage stand that mixes flavored "elixirs" into a bottle of Gillywater

King's Cross Station

The grand finale of Diagon Alley! King's Cross is, of course, the home of the Hogwarts Express, which will take you to Hogsmeade over in Scotland (I mean, Islands of Adventure!).

- To ride the Hogwarts Express, you will need the park-to-park option on your ticket. The train ride experience is different each way, so be sure you make a round-trip ride back to "London" at some point
- As you make your way to the train, you'll see a portion of the queue that has luggage and sharp corner turns - wave to your friends and family behind you as you walk through the brick wall and step onto Platform 9 3/4



"Don't Miss" Moments in Hogsmeade

Hogsmeade Village and Hogwarts School

- Once in Hogsmeade, visit the shops available in town and practice some more magic around the village. The wand activities are in the shop windows
- Fill up on sweets from Honeydukes. The Chocolate Frogs have wizard trading cards in them - collect them all! You can also find Bertie Bott's Every Flavor Beans, Fizzy Whizbees, and Cauldron Cakes.
- Send a post card to a loved one (or yourself) from the Owl Post - it will be postmarked from Hogsmeade
- Find the Book of Monsters locked up (for your safety) in Dervish and Banges
- Join Hagrid for a thrilling ride to discover some of the rarest magical creatures on Hagrid's Magical Creatures Motorbike Adventures. But beware: Hagrid's spells don't always go as planned! *You may need a Virtual Line pass to ride.*
- Take a family-friendly ride on Flight of the Hippogriff as you fly past Hagrid's hut
- Venture on to Harry Potter and the Forbidden Journey. While touring the castle, be on the look out for the Defense Against the Dark Arts classroom, the Fat Lady, the talking photographs, and even the Sorting Hat!
- Go through Filch's Emporium of Confiscated Goods and find some treasures to take home with you (maybe a Marauder's Map?!)
- Enjoy dinner at the Three Broomsticks. Wizards over the age of 21, can also enjoy some specialty drinks from Hog's Head (located in Three Broomsticks)
- Don't miss the Nighttime Lights on Hogwarts castle. This projection show runs every 20 minutes from dusk until close each night
- Ride the Hogwarts Express back to Diagon Alley. The experience is different leaving Hogsmeade than it was arriving.





MISCHIEF MANAGED