

**Serving Florida & the Southeast USA**

110 E. Broward Blvd., Suite 1700  
Fort Lauderdale, FL 33301



**ASSOCIATION  
RESERVES™**

*Planning For The Inevitable™*

Tel : (954) 210-7925  
Fax : (954) 210-7926  
www.reservestudy.com

**Regional Offices**

Arizona  
California  
Colorado  
Florida  
Hawaii  
Nevada  
North Carolina  
Texas  
Washington



**Three Horizons North C.A.  
SIRS Components  
*North Miami, FL***



Report #: 38214-1  
Beginning: January 1, 2025  
Expires: December 31, 2025

**RESERVE STUDY**  
**Update "With-Site-Visit"**

January 24, 2024

# Welcome to your Reserve Study!

**A** Reserve Study is a valuable tool to help you budget responsibly for your property. This report contains all the information you need to avoid surprise expenses, make informed decisions, save money, and protect property values.

**R**egardless of the property type, it's a fact of life that the very moment construction is completed, every major building component begins a predictable process of physical deterioration. The operative word is "predictable" because planning for the inevitable is what a Reserve Study by **Association Reserves** is all about!

In this Report, you will find three key results:

- **Component List**

Unique to each property, the Component List serves as the foundation of the Reserve Study and details the scope and schedule of all necessary repairs & replacements.

- **Reserve Fund Strength**

A calculation that measures how well the Reserve Fund has kept pace with the property's physical deterioration.

- **Reserve Funding Plan**

A multi-year funding plan based on current Reserve Fund strength that allows for component repairs and replacements to be completed in a timely manner, with an emphasis on fairness and avoiding "catch-up" funding.

## Questions?

Please contact your Project Manager directly.



Est. 1986

**ASSOCIATION  
RESERVES™**

*Planning For The Inevitable™*

[www.reservestudy.com](http://www.reservestudy.com)

## Table of Contents

<b>Executive Summary</b>	<b>4</b>
Executive Summary (Component List)	7
<b>Introduction, Objectives, and Methodology</b>	<b>8</b>
Which Physical Assets are Funded by Reserves?	9
How do we establish Useful Life and Remaining Useful Life estimates?	9
How do we establish Current Repair/Replacement Cost Estimates?	9
How much Reserves are enough?	10
How much should we contribute?	11
What is our Recommended Funding Goal?	11
<b>Site Inspection Notes</b>	<b>12</b>
<b>Projected Expenses</b>	<b>13</b>
Annual Reserve Expenses Graph	13
<b>Reserve Fund Status &amp; Recommended Funding Plan</b>	<b>14</b>
Annual Reserve Funding Graph	14
30-Yr Cash Flow Graph	15
Percent Funded Graph	15
<b>Table Descriptions</b>	<b>17</b>
Fully Funded Balance	18
Component Significance	19
30-Year Reserve Plan Summary	20
30-Year Reserve Plan Summary (Alternate Funding Plan)	21
30-Year Income/Expense Detail	22
30-Year Reserve Plan Summary (Alternate Funding Plan)	28
<b>Accuracy, Limitations, and Disclosures</b>	<b>34</b>
<b>Terms and Definitions</b>	<b>35</b>
<b>Component Details</b>	<b>36</b>
Excluded Components	37
A. Roof	41
B. Structure	42
C. Fireproofing and Fire Protection Systems	43
D. Plumbing	45
E. Electrical Systems	46
F. Waterproofing and Exterior Painting	47
G. Windows and Exterior Doors	50
H. Other SIRS-Related Components	53



**Three Horizons North C.A. - SIRS Components**

Report #: **38214-1**

North Miami, FL

# of Units: 117

Level of Service: **Update "With-Site-Visit"**

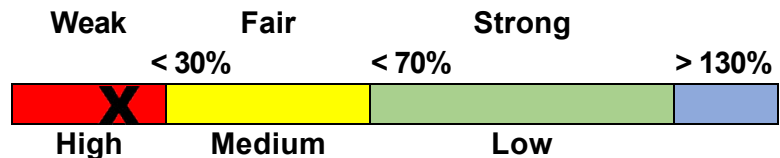
**January 1, 2025 through December 31, 2025**

**Findings & Recommendations**

**as of January 1, 2025**

Projected Starting Reserve Balance .....	\$165,000
Projected "Fully Funded" (Ideal) Reserve Balance .....	\$816,342
Percent Funded .....	20.2 %
Required 2025 Special Assessments .....	\$0
Minimum 2025 Funding Required to Maintain Reserves above \$0 through Year 30 .....	\$113,000
(Optional Alternative) Recommended 2025 Funding to Achieve 100% Funded by Year 30 ..	\$121,000

**Reserve Fund Strength: 20.2%**



**Risk of Special Assessment:**

**Economic Assumptions:**

Net Annual "After Tax" Interest Earnings Accruing to Reserves ..... **2.00 %**

Annual Inflation Rate ..... **3.00 %**

This document is an "Update, With-Site-Visit" Reserve Study based on a prior study prepared by Association Reserves for your 2020 Fiscal Year. We performed the site inspection on 12/12/2023

NOTE: This document also qualifies as Structural Integrity Reserve Study in accordance with the requirements of Senate Bill 154.

This analysis was prepared or verified by a credentialed Reserve Specialist (RS). No assets appropriate for Reserve designation were excluded. As of the start of the initial fiscal year shown in this study, your Reserve fund is determined to be 20.2 % Funded. Based on this figure, the Client's risk of special assessments & deferred maintenance is currently High.

Component cost estimates, life expectancies, and recommended reserve contributions are subject to change in subsequent years. As such, this Reserve Study analysis expires at the end of the initial fiscal year (December, 31, 2025). Please contact our office to discuss options for updating your Reserve Study in future years.

**Reserve Funding Goals and Methodology:**

Allocation of Existing Pooled Reserve Funds:

As a result of the passage of Senate Bill 154 in 2023, Florida statutes have been amended to state: "For a budget adopted on or after December 31, 2024, members of a unit-owner-controlled association that must obtain a structural integrity reserve study may not vote to use reserve funds, or any interest accruing thereon, for any other purpose other than the replacement or deferred maintenance costs of the components listed in paragraph (g)."

In the event that the association has a single, pre-existing pool of reserve funds, which had heretofore been utilized for both "Structural" and "Non-Structural"(subsequently referred to as General) components, this existing pooled fund must now be allocated into separate pools of funds due to the restrictions upon spending described above. In order to facilitate the generation of separate funding recommendations, this study has allocated any pre-existing pooled reserve funding balances between Structural and General components, in the following manner:

A. The theoretical Fully Funded Balance has been independently calculated for each schedule of components, so as to determine the optimal amount of funds that should be on hand at present for each. (Please refer to the Fully Funded Balance table in this study to review in more detail.) Any existing pooled funds have been prioritized first toward those components identified as Structural, based on the condition that these components may no longer be waived or partially funded in any budgeted adopted on or after December 31, 2024.

B. Once the Structural components have been 100% funded, any leftover funds have been shown as available in the pooled fund for General components.

C. In the event that this allocation results in otherwise-unnecessary special assessments required for General components, some additional funds may be re-allocated to General Reserves at our discretion.

### **Special Assessments:**

There are no recommendations for any special assessments for Reserve funding included in the Reserve Study at this time.

### **Minimum Funding Required:**

For Florida community associations using the pooled method, Florida Administrative Code requires that, at minimum: "the current year contribution should not be less than that required to ensure that the balance on hand at the beginning of the period when the budget will go into effect plus the projected annual cash inflows over the estimated remaining lives of the items in the pool are greater than the estimated cash outflows over the estimated remaining lives of the items in the pool." It should be noted that while this is often understood to describe "fully funding" of reserves in Florida, this practice is also described in the Community Association Institute's Reserve Study Standards (RSS) as "baseline funding." RSS characterizes baseline funding as "establishing a reserve funding goal of allowing the reserve cash balance to never be below zero during the cash flow projection. This is the funding goal with the greatest risk due to the variabilities encountered in the timing of component replacements and repair and replacement costs."

Our projection of the minimum reserve funding required (taken together with any projected special assessments) is designed to maintain this pooled fund balance above \$0 throughout the forecast period.

### **Recommended Funding Plan:**

Our "recommended" funding plan is an optional, more conservative alternative to the minimum funding plan described above. This recommended amount is intended to help the Association to (gradually, over 30 years) attain and maintain Reserves at or near 100 percent-funded. This goal is more likely to provide an adequate cushion of accumulated funds, which will help reduce the risk of special assessments and/or loans in the event of higher-than-expected component costs, reduced component life expectancies, or other "surprise" circumstances.

### **Annual Increases to Reserve Funding:**

In accordance with Florida statutes, the Association may adjust reserve contributions annually to take into account an inflation adjustment and any changes in estimates or extension of the useful life on a reserve item caused by deferred maintenance. As such, we recommend increasing the Reserve funding annually as illustrated in the 30-Year Reserve Plan Summary Tables shown later in this document, or in accordance with subsequent Reserve Study updates.

**Waiving or Partial Funding of Reserves:**

(NON-SIRS): For components not considered “structural” in nature, Florida statutes allow that: “The members of a unit-owner-controlled association may determine, by a majority vote of the total voting interests of the association, to provide no reserves or less reserves than required by this subsection.” As such, a majority of the association’s voting interests may elect to fund the reserves at lower amounts than shown in this study--or to waive reserve funding entirely—but only for these specific components. Please consult with your Association’s legal counsel for additional guidance regarding the waiving or partial funding of reserves.

(SIRS): Florida statutes state that: “For a budget adopted on or after December 31, 2024, the members of a unit-owner-controlled association that must obtain a structural integrity reserve study may not determine to provide no reserves or less reserves than required by this subsection for items listed in paragraph (g)...” As such, the Association is obligated to fund reserves for these specific components going forward.

# Component	Useful Life (yrs)	Rem. Useful Life (yrs)	Current Average Cost
<b>A. Roof</b>			
2377 Roofing (Mod. Bitumen) - Replace	20	15	\$400,000
<b>B. Structure</b>			
2341 Building Exterior - Restoration	8	7	\$100,000
<b>C. Fireproofing and Fire Protection Systems</b>			
2557 Fire Alarm System - Modernize	20	5	\$85,650
2560 Fire Sprinkler Pump/Controls - Repl	40	11	\$42,500
<b>D. Plumbing</b>			
2579 Plumbing System - Repair/Replace	10	1	\$234,000
<b>F. Waterproofing and Exterior Painting</b>			
2315 Balconies - Repair/Re-coat	8	7	\$26,000
2316 Balconies - Resurface	24	7	\$114,100
2343 Building Exterior - Seal/Paint	8	7	\$89,000
<b>G. Windows and Exterior Doors</b>			
2367 North Lobby Door - Replace	40	0	\$17,900
2367 South Lobby Door - Replace	40	31	\$17,900
2371 Utility Doors - Partial Replace	10	0	\$13,100
<b>H. Other SIRS-Related Components</b>			
2326 Balcony Railings - Replace	32	7	\$343,000

**12 Total Funded Components**

Note 1: Yellow highlighted line items are expected to require attention in this initial year, light blue highlighted items are expected to occur within the first-five years.

## Introduction



A Reserve Study is the art and science of anticipating, and preparing for, an association's major common area repair and replacement expenses. Partially art, because in this field we are making projections about the future. Partially science, because our work is a combination of research and well-defined computations, following consistent National Reserve Study Standard principles.

The foundation of this and every Reserve Study is your Reserve Component List (what you are reserving for). This is because the Reserve Component List defines the *scope and schedule* of all your anticipated upcoming Reserve projects. Based on that List and your starting balance, we calculate the association's Reserve Fund Strength (reported in terms of "Percent Funded"). Then we compute a Reserve Funding Plan to provide for the Reserve needs of the association. These form the three results of your Reserve Study.



Reserve contributions are not “for the future”. Reserve contributions are designed to offset the ongoing, daily deterioration of your Reserve assets. Done well, a stable, budgeted Reserve Funding Plan will collect sufficient funds from the owners who enjoyed the use of those assets, so the association is financially prepared for the irregular expenditures scattered through future years when those projects eventually require replacement.

## Methodology

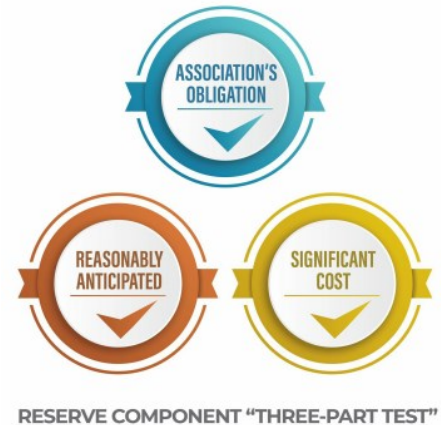


For this [Update With-Site-Visit Reserve Study](#), we started with a review of your prior Reserve Study, then looked into recent Reserve expenditures, evaluated how expenditures are handled (ongoing maintenance vs Reserves), and researched any well-established association

precedents. We performed an on-site inspection to evaluate your common areas, updating and adjusting your Reserve Component List as appropriate.

### *Which Physical Assets are Funded by Reserves?*

There is a national-standard three-part test to determine which projects should appear in a Reserve Component List. First, it must be a common area maintenance obligation. Second, both the need and schedule of a component's project can be reasonably anticipated. Third, the project's total cost is material to the client, can be reasonably anticipated, and includes all direct and related costs. A project cost is commonly considered *material* if it is more than 0.5% to 1% of the total annual budget. This limits Reserve components to major, predictable expenses. Within this framework, it is inappropriate to include *lifetime* components, unpredictable expenses (such as damage due to natural disasters and/or insurable events), and expenses more appropriately handled from the Operational budget.



### *How do we establish Useful Life and Remaining Useful Life estimates?*

- 1) Visual Inspection (observed wear and age)
- 2) Association Reserves database of experience
- 3) Client History (install dates & previous life cycle information)
- 4) Vendor Evaluation and Recommendation

### *How do we establish Current Repair/Replacement Cost Estimates?*

In this order...

- 1) Actual client cost history, or current proposals
- 2) Comparison to Association Reserves database of work done at similar associations
- 3) Vendor Recommendations
- 4) Reliable National Industry cost estimating guidebooks

## How much Reserves are enough?

Reserve adequacy is not measured in cash terms. Reserve adequacy is found when the *amount* of current Reserve cash is compared to Reserve component deterioration (the *needs of the association*). Having *enough* means the association can execute its projects in a timely manner with existing Reserve funds. Not having *enough* typically creates deferred maintenance or special assessments.

Adequacy is measured in a two-step process:

- 1) Calculate the *value of deterioration* at the association (called Fully Funded Balance, or FFB).
- 2) Compare that to the Reserve Fund Balance, and express as a percentage.



Each year, the *value of deterioration* at the association changes. When there is more deterioration (as components approach the time they need to be replaced), there should be more cash to offset that deterioration and prepare for the expenditure. Conversely, the *value of deterioration* shrinks after projects are accomplished. The *value of deterioration* (the FFB) changes each year, and is a moving but predictable target.

There is a high risk of special assessments and deferred maintenance when the Percent Funded is *weak*, below 30%. Approximately 30% of all associations are in this high risk range. While the 100% point is Ideal (indicating Reserve cash is equal to the *value of deterioration*), a Reserve Fund in the 70% - 130% range is considered strong (low risk of special assessment).

Measuring your Reserves by Percent Funded tells how well prepared your association is for upcoming Reserve expenses. New buyers should be very aware of this important disclosure!

## How much should we contribute?



According to National Reserve Study Standards, there are four Funding Principles to balance in developing your Reserve Funding Plan. Our first objective is to design a plan that provides you with sufficient cash to perform your Reserve projects on time. Second, a stable contribution is desirable because it keeps these naturally irregular expenses from unsettling the budget.

Reserve contributions that are evenly distributed over current and future owners enable each owner to pay their fair share of the association's Reserve expenses over the years. And finally, we develop a plan that is fiscally responsible and safe for Boardmembers to recommend to their association. Remember, it is the Board's job to provide for the ongoing care of the common areas. Boardmembers invite liability exposure when Reserve contributions are inadequate to offset ongoing common area deterioration.

## What is our Recommended Funding Goal?



Maintaining the Reserve Fund at a level equal to the *value* of deterioration is called "Full Funding" (100% Funded). As each asset ages and becomes "used up," the Reserve Fund grows proportionally. **This is simple, responsible, and our recommendation.** Evidence shows that associations in the 70 - 130% range *enjoy a low risk of special assessments or deferred maintenance.*



Allowing the Reserves to fall close to zero, but not below zero, is called Baseline Funding. Doing so allows the Reserve Fund to drop into the 0 - 30% range, where there is a high risk of special assessments & deferred maintenance. Since Baseline Funding still provides for the timely execution of all Reserve projects, and only the "margin of safety" is different, Baseline Funding contributions average only 10% - 15% less than Full Funding contributions. Threshold Funding is the title of all other Cash or Percent Funded objectives *between* Baseline Funding and Full Funding.

## Site Inspection Notes

During our site visit on 12/12/2023, we visually inspected all common areas, amenities, and other components that are the responsibility of the Client. Please refer to the Component Details section at the end of this document for additional photos, observations and other information regarding each component.



## Projected Expenses

While this Reserve Study looks forward 30 years, we have no expectation that all these expenses will all take place as anticipated. This Reserve Study needs to be updated annually because we expect the timing of these expenses to shift and the size of these expenses to change. We do feel more certain of the timing and cost of near-term expenses than expenses many years away. Please be aware of your near-term expenses, which we are able to project more accurately than the more distant projections. The figure below summarizes the projected future expenses as defined by your Reserve Component List. A summary of these components are shown in the Component Details table, while a summary of the expenses themselves are shown in the 30-yr Cash Flow Detail table.

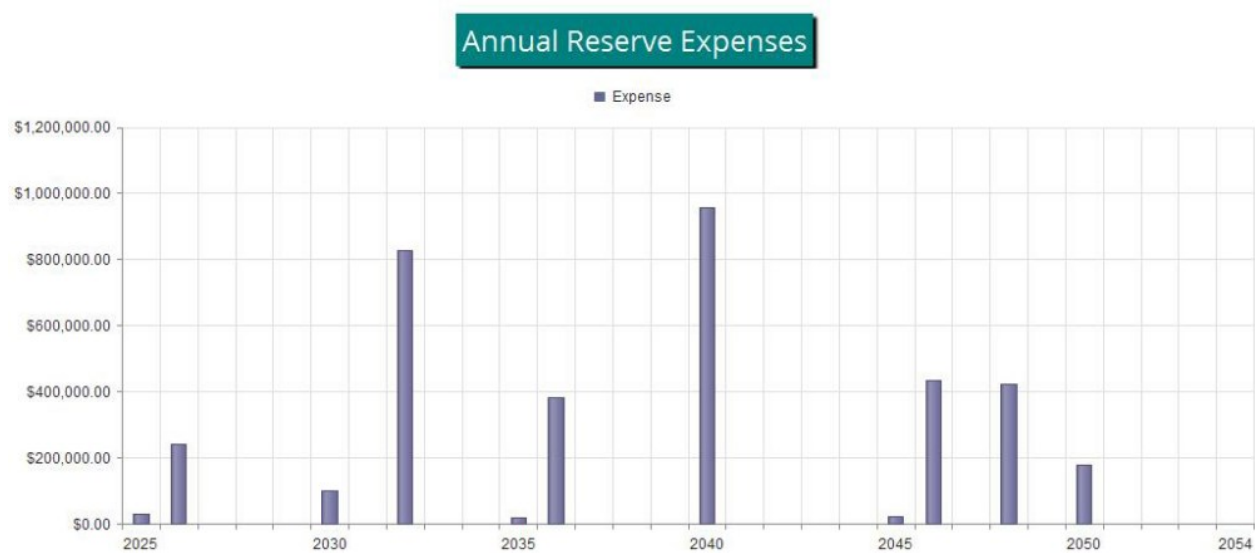


Figure 1

Reserve Fund Status

The starting point for our financial analysis is your Reserve Fund balance, projected to be \$165,000 as-of the start of your Fiscal Year on 1/1/2025. This is based either on information provided directly to us, or using your most recent available Reserve account balance, plus any budgeted contributions and less any planned expenses through the end of your Fiscal Year. As of your Fiscal Year Start, your Fully Funded Balance is computed to be \$816,342. This figure represents the deteriorated value of your common area components. Comparing your Reserve Balance to your Fully Funded Balance indicates your Reserves are 20.2 % Funded.

Recommended Funding Plan

Based on your current Percent Funded and your near-term and long-term Reserve needs, we are recommending budgeted contributions of \$121,000 in the upcoming fiscal year. At minimum, the Association must budget \$113,000 for Reserves in the upcoming year. The overall 30-yr plan, in perspective, is shown below. This same information is shown numerically in both the 30-yr Summary and the Cash Flow Detail tables.

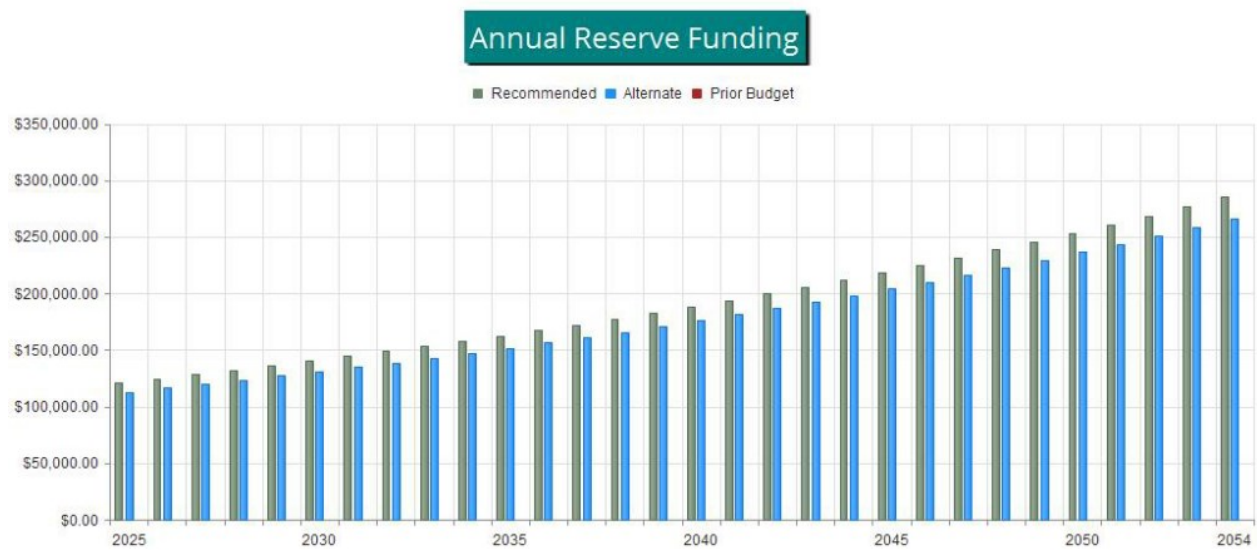


Figure 2

The following chart shows your Reserve balance under our recommended plan, the minimum funding plan and at the Association’s current contribution rate, all compared to your always-changing Fully Funded Balance target.

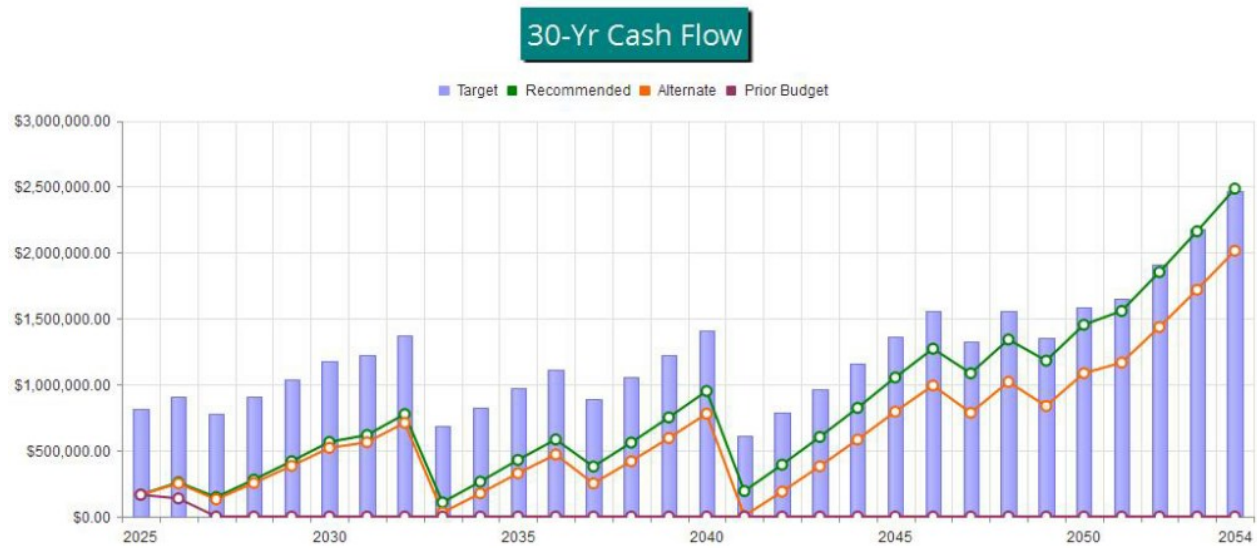


Figure 3

This figure shows the same information described above, but plotted on a Percent Funded scale. It is clear here to see how your Reserve Fund strength approaches the 100% Funded level under our recommended multi-yr Funding Plan.

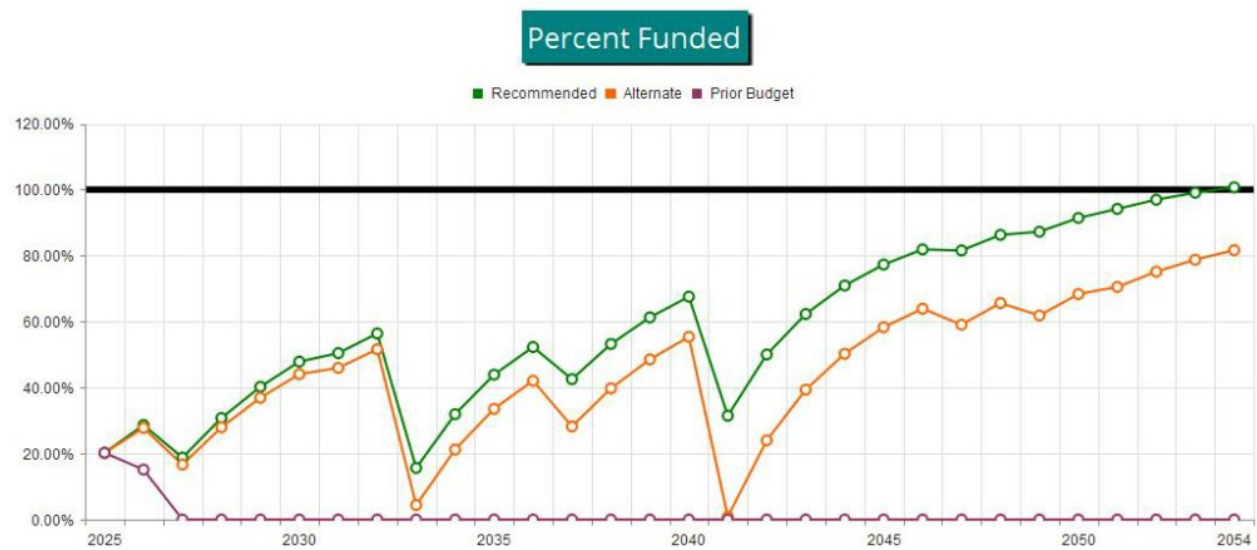


Figure 4

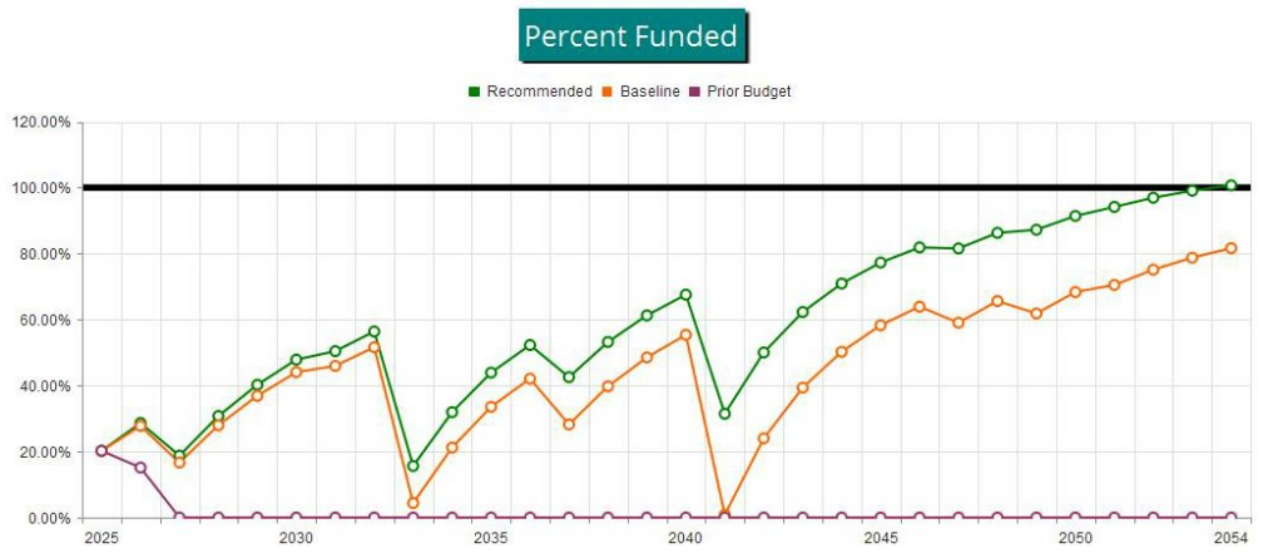


Figure 5



## Table Descriptions

Executive Summary is a summary of your Reserve Components

Fully Funded Balance shows the calculation of the Fully Funded Balance for each of your components, and their contributions to the property total. For each component, the Fully Funded Balance is the fraction of life used up multiplied by its estimated Current Replacement Cost.

Component Significance shows the relative significance of each component to Reserve funding needs of the property, helping you see which components have more (or less) influence than others on your total Reserve contribution rate. The deterioration cost/yr of each component is calculated by dividing the estimated Current Replacement Cost by its Useful Life, then that component's percentage of the total is displayed.

30-Yr Reserve Plan Summary provides a one-page 30-year summary of the cash flowing into and out of the Reserve Fund, with a display of the Fully Funded Balance, Percent Funded, and special assessment risk at the beginning of each year.

30-Year Income/Expense Detail shows the detailed income and expenses for each of the next 30 years. This table makes it possible to see which components are projected to require repair or replacement in a particular year, and the size of those individual expenses.



#	Component	Current Cost Estimate	X	Effective Age	/	Useful Life	=	Fully Funded Balance
<b>A. Roof</b>								
2377	Roofing (Mod. Bitumen) - Replace	\$400,000	X	5	/	20	=	\$100,000
<b>B. Structure</b>								
2341	Building Exterior - Restoration	\$100,000	X	1	/	8	=	\$12,500
<b>C. Fireproofing and Fire Protection Systems</b>								
2557	Fire Alarm System - Modernize	\$85,650	X	15	/	20	=	\$64,238
2560	Fire Sprinkler Pump/Controls - Repl	\$42,500	X	29	/	40	=	\$30,813
<b>D. Plumbing</b>								
2579	Plumbing System - Repair/Replace	\$234,000	X	9	/	10	=	\$210,600
<b>F. Waterproofing and Exterior Painting</b>								
2315	Balconies - Repair/Re-coat	\$26,000	X	1	/	8	=	\$3,250
2316	Balconies - Resurface	\$114,100	X	17	/	24	=	\$80,821
2343	Building Exterior - Seal/Paint	\$89,000	X	1	/	8	=	\$11,125
<b>G. Windows and Exterior Doors</b>								
2367	North Lobby Door - Replace	\$17,900	X	40	/	40	=	\$17,900
2367	South Lobby Door - Replace	\$17,900	X	9	/	40	=	\$4,028
2371	Utility Doors - Partial Replace	\$13,100	X	10	/	10	=	\$13,100
<b>H. Other SIRS-Related Components</b>								
2326	Balcony Railings - Replace	\$343,000	X	25	/	32	=	\$267,969
								\$816,342



#	Component	Useful Life (yrs)	Current Cost Estimate	Deterioration Cost/Yr	Deterioration Significance
<b>A. Roof</b>					
2377	Roofing (Mod. Bitumen) - Replace	20	\$400,000	\$20,000	21.44 %
<b>B. Structure</b>					
2341	Building Exterior - Restoration	8	\$100,000	\$12,500	13.40 %
<b>C. Fireproofing and Fire Protection Systems</b>					
2557	Fire Alarm System - Modernize	20	\$85,650	\$4,283	4.59 %
2560	Fire Sprinkler Pump/Controls - Repl	40	\$42,500	\$1,063	1.14 %
<b>D. Plumbing</b>					
2579	Plumbing System - Repair/Replace	10	\$234,000	\$23,400	25.08 %
<b>F. Waterproofing and Exterior Painting</b>					
2315	Balconies - Repair/Re-coat	8	\$26,000	\$3,250	3.48 %
2316	Balconies - Resurface	24	\$114,100	\$4,754	5.10 %
2343	Building Exterior - Seal/Paint	8	\$89,000	\$11,125	11.92 %
<b>G. Windows and Exterior Doors</b>					
2367	North Lobby Door - Replace	40	\$17,900	\$448	0.48 %
2367	South Lobby Door - Replace	40	\$17,900	\$448	0.48 %
2371	Utility Doors - Partial Replace	10	\$13,100	\$1,310	1.40 %
<b>H. Other SIRS-Related Components</b>					
2326	Balcony Railings - Replace	32	\$343,000	\$10,719	11.49 %
12	Total Funded Components			\$93,298	100.00 %



## 30-Year Reserve Plan Summary

Report # 38214-1  
With-Site-Visit

Fiscal Year Start: 2025

Interest: 2.00 %

Inflation: 3.00 %

Reserve Fund Strength: as-of Fiscal Year Start Date

Projected Reserve Balance Changes

Year	Starting Reserve Balance	Fully Funded Balance	Percent Funded	Special Assmt Risk	% Increase		Loan or Special Assmts	Interest Income	Reserve Expenses
					In Annual Reserve Funding	Reserve Funding			
2025	\$165,000	\$816,342	20.2 %	High	0.00 %	\$121,000	\$0	\$4,239	\$31,000
2026	\$259,239	\$904,999	28.6 %	High	3.00 %	\$124,630	\$0	\$4,058	\$241,020
2027	\$146,907	\$782,878	18.8 %	High	3.00 %	\$128,369	\$0	\$4,261	\$0
2028	\$279,536	\$908,314	30.8 %	Medium	3.00 %	\$132,220	\$0	\$6,977	\$0
2029	\$418,733	\$1,040,571	40.2 %	Medium	3.00 %	\$136,187	\$0	\$9,826	\$0
2030	\$564,746	\$1,179,946	47.9 %	Medium	3.00 %	\$140,272	\$0	\$11,813	\$99,292
2031	\$617,539	\$1,224,476	50.4 %	Medium	3.00 %	\$144,480	\$0	\$13,923	\$0
2032	\$775,942	\$1,375,955	56.4 %	Medium	3.00 %	\$148,815	\$0	\$8,822	\$826,598
2033	\$106,980	\$684,025	15.6 %	High	3.00 %	\$153,279	\$0	\$3,706	\$0
2034	\$263,965	\$826,278	31.9 %	Medium	3.00 %	\$157,878	\$0	\$6,921	\$0
2035	\$428,764	\$976,451	43.9 %	Medium	3.00 %	\$162,614	\$0	\$10,118	\$17,605
2036	\$583,890	\$1,116,757	52.3 %	Medium	3.00 %	\$167,492	\$0	\$9,613	\$382,741
2037	\$378,255	\$889,058	42.5 %	Medium	3.00 %	\$172,517	\$0	\$9,376	\$0
2038	\$560,148	\$1,052,740	53.2 %	Medium	3.00 %	\$177,693	\$0	\$13,100	\$0
2039	\$750,940	\$1,225,444	61.3 %	Medium	3.00 %	\$183,023	\$0	\$17,004	\$0
2040	\$950,968	\$1,407,563	67.6 %	Medium	3.00 %	\$188,514	\$0	\$11,427	\$958,150
2041	\$192,760	\$612,611	31.5 %	Medium	3.00 %	\$194,169	\$0	\$5,850	\$0
2042	\$392,779	\$785,196	50.0 %	Medium	3.00 %	\$199,995	\$0	\$9,946	\$0
2043	\$602,720	\$967,586	62.3 %	Medium	3.00 %	\$205,994	\$0	\$14,244	\$0
2044	\$822,959	\$1,160,212	70.9 %	Low	3.00 %	\$212,174	\$0	\$18,752	\$0
2045	\$1,053,886	\$1,363,524	77.3 %	Low	3.00 %	\$218,539	\$0	\$23,239	\$23,660
2046	\$1,272,004	\$1,553,622	81.9 %	Low	3.00 %	\$225,096	\$0	\$23,553	\$435,309
2047	\$1,085,343	\$1,330,631	81.6 %	Low	3.00 %	\$231,849	\$0	\$24,247	\$0
2048	\$1,341,439	\$1,554,681	86.3 %	Low	3.00 %	\$238,804	\$0	\$25,204	\$424,321
2049	\$1,181,125	\$1,353,926	87.2 %	Low	3.00 %	\$245,968	\$0	\$26,323	\$0
2050	\$1,453,416	\$1,589,889	91.4 %	Low	3.00 %	\$253,347	\$0	\$30,083	\$179,332
2051	\$1,557,514	\$1,654,079	94.2 %	Low	3.00 %	\$260,948	\$0	\$34,071	\$0
2052	\$1,852,533	\$1,910,943	96.9 %	Low	3.00 %	\$268,776	\$0	\$40,105	\$0
2053	\$2,161,414	\$2,181,731	99.1 %	Low	3.00 %	\$276,839	\$0	\$46,421	\$0
2054	\$2,484,674	\$2,467,045	100.7 %	Low	3.00 %	\$285,144	\$0	\$53,029	\$0



## 30-Year Reserve Plan Summary (Alternate Funding Plan)

Report # 38214-1  
With-Site-Visit

Fiscal Year Start: 2025

Interest: 2.00 %

Inflation: 3.00 %

Reserve Fund Strength: as-of Fiscal Year Start Date

Projected Reserve Balance Changes

% Increase										
	Starting	Fully			Special	In Annual		Loan or		
Year	Reserve	Funded	Percent		Assmnt	Reserve	Reserve	Special	Interest	Reserve
	Balance	Balance	Funded		Risk	Funding	Funding	Assmnts	Income	Expenses
2025	\$165,000	\$816,342	20.2 %	<div></div>	High	0.00 %	\$113,000	\$0	\$4,158	\$31,000
2026	\$251,158	\$904,999	27.8 %	<div></div>	High	3.00 %	\$116,390	\$0	\$3,812	\$241,020
2027	\$130,340	\$782,878	16.6 %	<div></div>	High	3.00 %	\$119,882	\$0	\$3,841	\$0
2028	\$254,062	\$908,314	28.0 %	<div></div>	High	3.00 %	\$123,478	\$0	\$6,374	\$0
2029	\$383,914	\$1,040,571	36.9 %	<div></div>	Medium	3.00 %	\$127,182	\$0	\$9,033	\$0
2030	\$520,130	\$1,179,946	44.1 %	<div></div>	Medium	3.00 %	\$130,998	\$0	\$10,818	\$99,292
2031	\$562,654	\$1,224,476	46.0 %	<div></div>	Medium	3.00 %	\$134,928	\$0	\$12,719	\$0
2032	\$710,301	\$1,375,955	51.6 %	<div></div>	Medium	3.00 %	\$138,976	\$0	\$7,397	\$826,598
2033	\$30,075	\$684,025	4.4 %	<div></div>	High	3.00 %	\$143,145	\$0	\$2,052	\$0
2034	\$175,272	\$826,278	21.2 %	<div></div>	High	3.00 %	\$147,439	\$0	\$5,026	\$0
2035	\$327,737	\$976,451	33.6 %	<div></div>	Medium	3.00 %	\$151,863	\$0	\$7,970	\$17,605
2036	\$469,965	\$1,116,757	42.1 %	<div></div>	Medium	3.00 %	\$156,418	\$0	\$7,202	\$382,741
2037	\$250,844	\$889,058	28.2 %	<div></div>	High	3.00 %	\$161,111	\$0	\$6,689	\$0
2038	\$418,644	\$1,052,740	39.8 %	<div></div>	Medium	3.00 %	\$165,944	\$0	\$10,125	\$0
2039	\$594,713	\$1,225,444	48.5 %	<div></div>	Medium	3.00 %	\$170,923	\$0	\$13,729	\$0
2040	\$779,365	\$1,407,563	55.4 %	<div></div>	Medium	3.00 %	\$176,050	\$0	\$7,838	\$958,150
2041	\$5,103	\$612,611	0.8 %	<div></div>	High	3.00 %	\$181,332	\$0	\$1,933	\$0
2042	\$188,368	\$785,196	24.0 %	<div></div>	High	3.00 %	\$186,772	\$0	\$5,687	\$0
2043	\$380,827	\$967,586	39.4 %	<div></div>	Medium	3.00 %	\$192,375	\$0	\$9,628	\$0
2044	\$582,830	\$1,160,212	50.2 %	<div></div>	Medium	3.00 %	\$198,146	\$0	\$13,764	\$0
2045	\$794,740	\$1,363,524	58.3 %	<div></div>	Medium	3.00 %	\$204,091	\$0	\$17,862	\$23,660
2046	\$993,033	\$1,553,622	63.9 %	<div></div>	Medium	3.00 %	\$210,213	\$0	\$17,772	\$435,309
2047	\$785,709	\$1,330,631	59.0 %	<div></div>	Medium	3.00 %	\$216,520	\$0	\$18,044	\$0
2048	\$1,020,273	\$1,554,681	65.6 %	<div></div>	Medium	3.00 %	\$223,015	\$0	\$18,562	\$424,321
2049	\$837,529	\$1,353,926	61.9 %	<div></div>	Medium	3.00 %	\$229,706	\$0	\$19,223	\$0
2050	\$1,086,458	\$1,589,889	68.3 %	<div></div>	Medium	3.00 %	\$236,597	\$0	\$22,507	\$179,332
2051	\$1,166,230	\$1,654,079	70.5 %	<div></div>	Low	3.00 %	\$243,695	\$0	\$25,999	\$0
2052	\$1,435,924	\$1,910,943	75.1 %	<div></div>	Low	3.00 %	\$251,006	\$0	\$31,516	\$0
2053	\$1,718,446	\$2,181,731	78.8 %	<div></div>	Low	3.00 %	\$258,536	\$0	\$37,295	\$0
2054	\$2,014,277	\$2,467,045	81.6 %	<div></div>	Low	3.00 %	\$266,292	\$0	\$43,344	\$0



## 30-Year Income/Expense Detail

Report # 38214-1  
With-Site-Visit

Fiscal Year	2025	2026	2027	2028	2029
Starting Reserve Balance	\$165,000	\$259,239	\$146,907	\$279,536	\$418,733
Annual Reserve Funding	\$121,000	\$124,630	\$128,369	\$132,220	\$136,187
Recommended Special Assessments	\$0	\$0	\$0	\$0	\$0
Interest Earnings	\$4,239	\$4,058	\$4,261	\$6,977	\$9,826
Total Income	\$290,239	\$387,927	\$279,536	\$418,733	\$564,746
# Component					
<b>A. Roof</b>					
2377 Roofing (Mod. Bitumen) - Replace	\$0	\$0	\$0	\$0	\$0
<b>B. Structure</b>					
2341 Building Exterior - Restoration	\$0	\$0	\$0	\$0	\$0
<b>C. Fireproofing and Fire Protection Systems</b>					
2557 Fire Alarm System - Modernize	\$0	\$0	\$0	\$0	\$0
2560 Fire Sprinkler Pump/Controls - Repl	\$0	\$0	\$0	\$0	\$0
<b>D. Plumbing</b>					
2579 Plumbing System - Repair/Replace	\$0	\$241,020	\$0	\$0	\$0
<b>F. Waterproofing and Exterior Painting</b>					
2315 Balconies - Repair/Re-coat	\$0	\$0	\$0	\$0	\$0
2316 Balconies - Resurface	\$0	\$0	\$0	\$0	\$0
2343 Building Exterior - Seal/Paint	\$0	\$0	\$0	\$0	\$0
<b>G. Windows and Exterior Doors</b>					
2367 North Lobby Door - Replace	\$17,900	\$0	\$0	\$0	\$0
2367 South Lobby Door - Replace	\$0	\$0	\$0	\$0	\$0
2371 Utility Doors - Partial Replace	\$13,100	\$0	\$0	\$0	\$0
<b>H. Other SIRS-Related Components</b>					
2326 Balcony Railings - Replace	\$0	\$0	\$0	\$0	\$0
Total Expenses	\$31,000	\$241,020	\$0	\$0	\$0
Ending Reserve Balance	\$259,239	\$146,907	\$279,536	\$418,733	\$564,746

<b>Fiscal Year</b>	<b>2030</b>	<b>2031</b>	<b>2032</b>	<b>2033</b>	<b>2034</b>
Starting Reserve Balance	\$564,746	\$617,539	\$775,942	\$106,980	\$263,965
Annual Reserve Funding	\$140,272	\$144,480	\$148,815	\$153,279	\$157,878
Recommended Special Assessments	\$0	\$0	\$0	\$0	\$0
Interest Earnings	\$11,813	\$13,923	\$8,822	\$3,706	\$6,921
Total Income	\$716,831	\$775,942	\$933,578	\$263,965	\$428,764
# Component					
<b>A. Roof</b>					
2377 Roofing (Mod. Bitumen) - Replace	\$0	\$0	\$0	\$0	\$0
<b>B. Structure</b>					
2341 Building Exterior - Restoration	\$0	\$0	\$122,987	\$0	\$0
<b>C. Fireproofing and Fire Protection Systems</b>					
2557 Fire Alarm System - Modernize	\$99,292	\$0	\$0	\$0	\$0
2560 Fire Sprinkler Pump/Controls - Repl	\$0	\$0	\$0	\$0	\$0
<b>D. Plumbing</b>					
2579 Plumbing System - Repair/Replace	\$0	\$0	\$0	\$0	\$0
<b>F. Waterproofing and Exterior Painting</b>					
2315 Balconies - Repair/Re-coat	\$0	\$0	\$31,977	\$0	\$0
2316 Balconies - Resurface	\$0	\$0	\$140,329	\$0	\$0
2343 Building Exterior - Seal/Paint	\$0	\$0	\$109,459	\$0	\$0
<b>G. Windows and Exterior Doors</b>					
2367 North Lobby Door - Replace	\$0	\$0	\$0	\$0	\$0
2367 South Lobby Door - Replace	\$0	\$0	\$0	\$0	\$0
2371 Utility Doors - Partial Replace	\$0	\$0	\$0	\$0	\$0
<b>H. Other SIRS-Related Components</b>					
2326 Balcony Railings - Replace	\$0	\$0	\$421,847	\$0	\$0
Total Expenses	\$99,292	\$0	\$826,598	\$0	\$0
Ending Reserve Balance	\$617,539	\$775,942	\$106,980	\$263,965	\$428,764

<b>Fiscal Year</b>	<b>2035</b>	<b>2036</b>	<b>2037</b>	<b>2038</b>	<b>2039</b>
Starting Reserve Balance	\$428,764	\$583,890	\$378,255	\$560,148	\$750,940
Annual Reserve Funding	\$162,614	\$167,492	\$172,517	\$177,693	\$183,023
Recommended Special Assessments	\$0	\$0	\$0	\$0	\$0
Interest Earnings	\$10,118	\$9,613	\$9,376	\$13,100	\$17,004
Total Income	\$601,496	\$760,996	\$560,148	\$750,940	\$950,968
# Component					
<b>A. Roof</b>					
2377 Roofing (Mod. Bitumen) - Replace	\$0	\$0	\$0	\$0	\$0
<b>B. Structure</b>					
2341 Building Exterior - Restoration	\$0	\$0	\$0	\$0	\$0
<b>C. Fireproofing and Fire Protection Systems</b>					
2557 Fire Alarm System - Modernize	\$0	\$0	\$0	\$0	\$0
2560 Fire Sprinkler Pump/Controls - Repl	\$0	\$58,830	\$0	\$0	\$0
<b>D. Plumbing</b>					
2579 Plumbing System - Repair/Replace	\$0	\$323,911	\$0	\$0	\$0
<b>F. Waterproofing and Exterior Painting</b>					
2315 Balconies - Repair/Re-coat	\$0	\$0	\$0	\$0	\$0
2316 Balconies - Resurface	\$0	\$0	\$0	\$0	\$0
2343 Building Exterior - Seal/Paint	\$0	\$0	\$0	\$0	\$0
<b>G. Windows and Exterior Doors</b>					
2367 North Lobby Door - Replace	\$0	\$0	\$0	\$0	\$0
2367 South Lobby Door - Replace	\$0	\$0	\$0	\$0	\$0
2371 Utility Doors - Partial Replace	\$17,605	\$0	\$0	\$0	\$0
<b>H. Other SIRS-Related Components</b>					
2326 Balcony Railings - Replace	\$0	\$0	\$0	\$0	\$0
Total Expenses	\$17,605	\$382,741	\$0	\$0	\$0
Ending Reserve Balance	\$583,890	\$378,255	\$560,148	\$750,940	\$950,968

<b>Fiscal Year</b>	<b>2040</b>	<b>2041</b>	<b>2042</b>	<b>2043</b>	<b>2044</b>
Starting Reserve Balance	\$950,968	\$192,760	\$392,779	\$602,720	\$822,959
Annual Reserve Funding	\$188,514	\$194,169	\$199,995	\$205,994	\$212,174
Recommended Special Assessments	\$0	\$0	\$0	\$0	\$0
Interest Earnings	\$11,427	\$5,850	\$9,946	\$14,244	\$18,752
Total Income	\$1,150,909	\$392,779	\$602,720	\$822,959	\$1,053,886
# Component					
<b>A. Roof</b>					
2377 Roofing (Mod. Bitumen) - Replace	\$623,187	\$0	\$0	\$0	\$0
<b>B. Structure</b>					
2341 Building Exterior - Restoration	\$155,797	\$0	\$0	\$0	\$0
<b>C. Fireproofing and Fire Protection Systems</b>					
2557 Fire Alarm System - Modernize	\$0	\$0	\$0	\$0	\$0
2560 Fire Sprinkler Pump/Controls - Repl	\$0	\$0	\$0	\$0	\$0
<b>D. Plumbing</b>					
2579 Plumbing System - Repair/Replace	\$0	\$0	\$0	\$0	\$0
<b>F. Waterproofing and Exterior Painting</b>					
2315 Balconies - Repair/Re-coat	\$40,507	\$0	\$0	\$0	\$0
2316 Balconies - Resurface	\$0	\$0	\$0	\$0	\$0
2343 Building Exterior - Seal/Paint	\$138,659	\$0	\$0	\$0	\$0
<b>G. Windows and Exterior Doors</b>					
2367 North Lobby Door - Replace	\$0	\$0	\$0	\$0	\$0
2367 South Lobby Door - Replace	\$0	\$0	\$0	\$0	\$0
2371 Utility Doors - Partial Replace	\$0	\$0	\$0	\$0	\$0
<b>H. Other SIRS-Related Components</b>					
2326 Balcony Railings - Replace	\$0	\$0	\$0	\$0	\$0
Total Expenses	\$958,150	\$0	\$0	\$0	\$0
Ending Reserve Balance	\$192,760	\$392,779	\$602,720	\$822,959	\$1,053,886

Fiscal Year	2045	2046	2047	2048	2049
Starting Reserve Balance	\$1,053,886	\$1,272,004	\$1,085,343	\$1,341,439	\$1,181,125
Annual Reserve Funding	\$218,539	\$225,096	\$231,849	\$238,804	\$245,968
Recommended Special Assessments	\$0	\$0	\$0	\$0	\$0
Interest Earnings	\$23,239	\$23,553	\$24,247	\$25,204	\$26,323
Total Income	\$1,295,664	\$1,520,652	\$1,341,439	\$1,605,447	\$1,453,416
# Component					
<b>A. Roof</b>					
2377 Roofing (Mod. Bitumen) - Replace	\$0	\$0	\$0	\$0	\$0
<b>B. Structure</b>					
2341 Building Exterior - Restoration	\$0	\$0	\$0	\$197,359	\$0
<b>C. Fireproofing and Fire Protection Systems</b>					
2557 Fire Alarm System - Modernize	\$0	\$0	\$0	\$0	\$0
2560 Fire Sprinkler Pump/Controls - Repl	\$0	\$0	\$0	\$0	\$0
<b>D. Plumbing</b>					
2579 Plumbing System - Repair/Replace	\$0	\$435,309	\$0	\$0	\$0
<b>F. Waterproofing and Exterior Painting</b>					
2315 Balconies - Repair/Re-coat	\$0	\$0	\$0	\$51,313	\$0
2316 Balconies - Resurface	\$0	\$0	\$0	\$0	\$0
2343 Building Exterior - Seal/Paint	\$0	\$0	\$0	\$175,649	\$0
<b>G. Windows and Exterior Doors</b>					
2367 North Lobby Door - Replace	\$0	\$0	\$0	\$0	\$0
2367 South Lobby Door - Replace	\$0	\$0	\$0	\$0	\$0
2371 Utility Doors - Partial Replace	\$23,660	\$0	\$0	\$0	\$0
<b>H. Other SIRS-Related Components</b>					
2326 Balcony Railings - Replace	\$0	\$0	\$0	\$0	\$0
Total Expenses	\$23,660	\$435,309	\$0	\$424,321	\$0
Ending Reserve Balance	\$1,272,004	\$1,085,343	\$1,341,439	\$1,181,125	\$1,453,416

Fiscal Year	2050	2051	2052	2053	2054
Starting Reserve Balance	\$1,453,416	\$1,557,514	\$1,852,533	\$2,161,414	\$2,484,674
Annual Reserve Funding	\$253,347	\$260,948	\$268,776	\$276,839	\$285,144
Recommended Special Assessments	\$0	\$0	\$0	\$0	\$0
Interest Earnings	\$30,083	\$34,071	\$40,105	\$46,421	\$53,029
Total Income	\$1,736,847	\$1,852,533	\$2,161,414	\$2,484,674	\$2,822,847
# Component					
<b>A. Roof</b>					
2377 Roofing (Mod. Bitumen) - Replace	\$0	\$0	\$0	\$0	\$0
<b>B. Structure</b>					
2341 Building Exterior - Restoration	\$0	\$0	\$0	\$0	\$0
<b>C. Fireproofing and Fire Protection Systems</b>					
2557 Fire Alarm System - Modernize	\$179,332	\$0	\$0	\$0	\$0
2560 Fire Sprinkler Pump/Controls - Repl	\$0	\$0	\$0	\$0	\$0
<b>D. Plumbing</b>					
2579 Plumbing System - Repair/Replace	\$0	\$0	\$0	\$0	\$0
<b>F. Waterproofing and Exterior Painting</b>					
2315 Balconies - Repair/Re-coat	\$0	\$0	\$0	\$0	\$0
2316 Balconies - Resurface	\$0	\$0	\$0	\$0	\$0
2343 Building Exterior - Seal/Paint	\$0	\$0	\$0	\$0	\$0
<b>G. Windows and Exterior Doors</b>					
2367 North Lobby Door - Replace	\$0	\$0	\$0	\$0	\$0
2367 South Lobby Door - Replace	\$0	\$0	\$0	\$0	\$0
2371 Utility Doors - Partial Replace	\$0	\$0	\$0	\$0	\$0
<b>H. Other SIRS-Related Components</b>					
2326 Balcony Railings - Replace	\$0	\$0	\$0	\$0	\$0
Total Expenses	\$179,332	\$0	\$0	\$0	\$0
Ending Reserve Balance	\$1,557,514	\$1,852,533	\$2,161,414	\$2,484,674	\$2,822,847



<b>Fiscal Year</b>	<b>2025</b>	<b>2026</b>	<b>2027</b>	<b>2028</b>	<b>2029</b>
Starting Reserve Balance	\$165,000	\$251,158	\$130,340	\$254,062	\$383,914
Annual Reserve Funding	\$113,000	\$116,390	\$119,882	\$123,478	\$127,182
Recommended Special Assessments	\$0	\$0	\$0	\$0	\$0
Interest Earnings	\$4,158	\$3,812	\$3,841	\$6,374	\$9,033
Total Income	\$282,158	\$371,360	\$254,062	\$383,914	\$520,130
# Component					
<b>A. Roof</b>					
2377 Roofing (Mod. Bitumen) - Replace	\$0	\$0	\$0	\$0	\$0
<b>B. Structure</b>					
2341 Building Exterior - Restoration	\$0	\$0	\$0	\$0	\$0
<b>C. Fireproofing and Fire Protection Systems</b>					
2557 Fire Alarm System - Modernize	\$0	\$0	\$0	\$0	\$0
2560 Fire Sprinkler Pump/Controls - Repl	\$0	\$0	\$0	\$0	\$0
<b>D. Plumbing</b>					
2579 Plumbing System - Repair/Replace	\$0	\$241,020	\$0	\$0	\$0
<b>F. Waterproofing and Exterior Painting</b>					
2315 Balconies - Repair/Re-coat	\$0	\$0	\$0	\$0	\$0
2316 Balconies - Resurface	\$0	\$0	\$0	\$0	\$0
2343 Building Exterior - Seal/Paint	\$0	\$0	\$0	\$0	\$0
<b>G. Windows and Exterior Doors</b>					
2367 North Lobby Door - Replace	\$17,900	\$0	\$0	\$0	\$0
2367 South Lobby Door - Replace	\$0	\$0	\$0	\$0	\$0
2371 Utility Doors - Partial Replace	\$13,100	\$0	\$0	\$0	\$0
<b>H. Other SIRS-Related Components</b>					
2326 Balcony Railings - Replace	\$0	\$0	\$0	\$0	\$0
Total Expenses	\$31,000	\$241,020	\$0	\$0	\$0
Ending Reserve Balance	\$251,158	\$130,340	\$254,062	\$383,914	\$520,130

<b>Fiscal Year</b>	<b>2030</b>	<b>2031</b>	<b>2032</b>	<b>2033</b>	<b>2034</b>
Starting Reserve Balance	\$520,130	\$562,654	\$710,301	\$30,075	\$175,272
Annual Reserve Funding	\$130,998	\$134,928	\$138,976	\$143,145	\$147,439
Recommended Special Assessments	\$0	\$0	\$0	\$0	\$0
Interest Earnings	\$10,818	\$12,719	\$7,397	\$2,052	\$5,026
<b>Total Income</b>	<b>\$661,946</b>	<b>\$710,301</b>	<b>\$856,674</b>	<b>\$175,272</b>	<b>\$327,737</b>
# Component					
<b>A. Roof</b>					
2377 Roofing (Mod. Bitumen) - Replace	\$0	\$0	\$0	\$0	\$0
<b>B. Structure</b>					
2341 Building Exterior - Restoration	\$0	\$0	\$122,987	\$0	\$0
<b>C. Fireproofing and Fire Protection Systems</b>					
2557 Fire Alarm System - Modernize	\$99,292	\$0	\$0	\$0	\$0
2560 Fire Sprinkler Pump/Controls - Repl	\$0	\$0	\$0	\$0	\$0
<b>D. Plumbing</b>					
2579 Plumbing System - Repair/Replace	\$0	\$0	\$0	\$0	\$0
<b>F. Waterproofing and Exterior Painting</b>					
2315 Balconies - Repair/Re-coat	\$0	\$0	\$31,977	\$0	\$0
2316 Balconies - Resurface	\$0	\$0	\$140,329	\$0	\$0
2343 Building Exterior - Seal/Paint	\$0	\$0	\$109,459	\$0	\$0
<b>G. Windows and Exterior Doors</b>					
2367 North Lobby Door - Replace	\$0	\$0	\$0	\$0	\$0
2367 South Lobby Door - Replace	\$0	\$0	\$0	\$0	\$0
2371 Utility Doors - Partial Replace	\$0	\$0	\$0	\$0	\$0
<b>H. Other SIRS-Related Components</b>					
2326 Balcony Railings - Replace	\$0	\$0	\$421,847	\$0	\$0
<b>Total Expenses</b>	<b>\$99,292</b>	<b>\$0</b>	<b>\$826,598</b>	<b>\$0</b>	<b>\$0</b>
<b>Ending Reserve Balance</b>	<b>\$562,654</b>	<b>\$710,301</b>	<b>\$30,075</b>	<b>\$175,272</b>	<b>\$327,737</b>

<b>Fiscal Year</b>	<b>2035</b>	<b>2036</b>	<b>2037</b>	<b>2038</b>	<b>2039</b>
Starting Reserve Balance	\$327,737	\$469,965	\$250,844	\$418,644	\$594,713
Annual Reserve Funding	\$151,863	\$156,418	\$161,111	\$165,944	\$170,923
Recommended Special Assessments	\$0	\$0	\$0	\$0	\$0
Interest Earnings	\$7,970	\$7,202	\$6,689	\$10,125	\$13,729
<b>Total Income</b>	<b>\$487,570</b>	<b>\$633,585</b>	<b>\$418,644</b>	<b>\$594,713</b>	<b>\$779,365</b>
# Component					
<b>A. Roof</b>					
2377 Roofing (Mod. Bitumen) - Replace	\$0	\$0	\$0	\$0	\$0
<b>B. Structure</b>					
2341 Building Exterior - Restoration	\$0	\$0	\$0	\$0	\$0
<b>C. Fireproofing and Fire Protection Systems</b>					
2557 Fire Alarm System - Modernize	\$0	\$0	\$0	\$0	\$0
2560 Fire Sprinkler Pump/Controls - Repl	\$0	\$58,830	\$0	\$0	\$0
<b>D. Plumbing</b>					
2579 Plumbing System - Repair/Replace	\$0	\$323,911	\$0	\$0	\$0
<b>F. Waterproofing and Exterior Painting</b>					
2315 Balconies - Repair/Re-coat	\$0	\$0	\$0	\$0	\$0
2316 Balconies - Resurface	\$0	\$0	\$0	\$0	\$0
2343 Building Exterior - Seal/Paint	\$0	\$0	\$0	\$0	\$0
<b>G. Windows and Exterior Doors</b>					
2367 North Lobby Door - Replace	\$0	\$0	\$0	\$0	\$0
2367 South Lobby Door - Replace	\$0	\$0	\$0	\$0	\$0
2371 Utility Doors - Partial Replace	\$17,605	\$0	\$0	\$0	\$0
<b>H. Other SIRS-Related Components</b>					
2326 Balcony Railings - Replace	\$0	\$0	\$0	\$0	\$0
<b>Total Expenses</b>	<b>\$17,605</b>	<b>\$382,741</b>	<b>\$0</b>	<b>\$0</b>	<b>\$0</b>
<b>Ending Reserve Balance</b>	<b>\$469,965</b>	<b>\$250,844</b>	<b>\$418,644</b>	<b>\$594,713</b>	<b>\$779,365</b>

<b>Fiscal Year</b>	<b>2040</b>	<b>2041</b>	<b>2042</b>	<b>2043</b>	<b>2044</b>
Starting Reserve Balance	\$779,365	\$5,103	\$188,368	\$380,827	\$582,830
Annual Reserve Funding	\$176,050	\$181,332	\$186,772	\$192,375	\$198,146
Recommended Special Assessments	\$0	\$0	\$0	\$0	\$0
Interest Earnings	\$7,838	\$1,933	\$5,687	\$9,628	\$13,764
Total Income	\$963,253	\$188,368	\$380,827	\$582,830	\$794,740
# Component					
<b>A. Roof</b>					
2377 Roofing (Mod. Bitumen) - Replace	\$623,187	\$0	\$0	\$0	\$0
<b>B. Structure</b>					
2341 Building Exterior - Restoration	\$155,797	\$0	\$0	\$0	\$0
<b>C. Fireproofing and Fire Protection Systems</b>					
2557 Fire Alarm System - Modernize	\$0	\$0	\$0	\$0	\$0
2560 Fire Sprinkler Pump/Controls - Repl	\$0	\$0	\$0	\$0	\$0
<b>D. Plumbing</b>					
2579 Plumbing System - Repair/Replace	\$0	\$0	\$0	\$0	\$0
<b>F. Waterproofing and Exterior Painting</b>					
2315 Balconies - Repair/Re-coat	\$40,507	\$0	\$0	\$0	\$0
2316 Balconies - Resurface	\$0	\$0	\$0	\$0	\$0
2343 Building Exterior - Seal/Paint	\$138,659	\$0	\$0	\$0	\$0
<b>G. Windows and Exterior Doors</b>					
2367 North Lobby Door - Replace	\$0	\$0	\$0	\$0	\$0
2367 South Lobby Door - Replace	\$0	\$0	\$0	\$0	\$0
2371 Utility Doors - Partial Replace	\$0	\$0	\$0	\$0	\$0
<b>H. Other SIRS-Related Components</b>					
2326 Balcony Railings - Replace	\$0	\$0	\$0	\$0	\$0
Total Expenses	\$958,150	\$0	\$0	\$0	\$0
Ending Reserve Balance	\$5,103	\$188,368	\$380,827	\$582,830	\$794,740

<b>Fiscal Year</b>	<b>2045</b>	<b>2046</b>	<b>2047</b>	<b>2048</b>	<b>2049</b>
Starting Reserve Balance	\$794,740	\$993,033	\$785,709	\$1,020,273	\$837,529
Annual Reserve Funding	\$204,091	\$210,213	\$216,520	\$223,015	\$229,706
Recommended Special Assessments	\$0	\$0	\$0	\$0	\$0
Interest Earnings	\$17,862	\$17,772	\$18,044	\$18,562	\$19,223
Total Income	\$1,016,693	\$1,221,018	\$1,020,273	\$1,261,850	\$1,086,458
# Component					
<b>A. Roof</b>					
2377 Roofing (Mod. Bitumen) - Replace	\$0	\$0	\$0	\$0	\$0
<b>B. Structure</b>					
2341 Building Exterior - Restoration	\$0	\$0	\$0	\$197,359	\$0
<b>C. Fireproofing and Fire Protection Systems</b>					
2557 Fire Alarm System - Modernize	\$0	\$0	\$0	\$0	\$0
2560 Fire Sprinkler Pump/Controls - Repl	\$0	\$0	\$0	\$0	\$0
<b>D. Plumbing</b>					
2579 Plumbing System - Repair/Replace	\$0	\$435,309	\$0	\$0	\$0
<b>F. Waterproofing and Exterior Painting</b>					
2315 Balconies - Repair/Re-coat	\$0	\$0	\$0	\$51,313	\$0
2316 Balconies - Resurface	\$0	\$0	\$0	\$0	\$0
2343 Building Exterior - Seal/Paint	\$0	\$0	\$0	\$175,649	\$0
<b>G. Windows and Exterior Doors</b>					
2367 North Lobby Door - Replace	\$0	\$0	\$0	\$0	\$0
2367 South Lobby Door - Replace	\$0	\$0	\$0	\$0	\$0
2371 Utility Doors - Partial Replace	\$23,660	\$0	\$0	\$0	\$0
<b>H. Other SIRS-Related Components</b>					
2326 Balcony Railings - Replace	\$0	\$0	\$0	\$0	\$0
Total Expenses	\$23,660	\$435,309	\$0	\$424,321	\$0
Ending Reserve Balance	\$993,033	\$785,709	\$1,020,273	\$837,529	\$1,086,458

<b>Fiscal Year</b>	<b>2050</b>	<b>2051</b>	<b>2052</b>	<b>2053</b>	<b>2054</b>
Starting Reserve Balance	\$1,086,458	\$1,166,230	\$1,435,924	\$1,718,446	\$2,014,277
Annual Reserve Funding	\$236,597	\$243,695	\$251,006	\$258,536	\$266,292
Recommended Special Assessments	\$0	\$0	\$0	\$0	\$0
Interest Earnings	\$22,507	\$25,999	\$31,516	\$37,295	\$43,344
Total Income	\$1,345,562	\$1,435,924	\$1,718,446	\$2,014,277	\$2,323,913
# Component					
<b>A. Roof</b>					
2377 Roofing (Mod. Bitumen) - Replace	\$0	\$0	\$0	\$0	\$0
<b>B. Structure</b>					
2341 Building Exterior - Restoration	\$0	\$0	\$0	\$0	\$0
<b>C. Fireproofing and Fire Protection Systems</b>					
2557 Fire Alarm System - Modernize	\$179,332	\$0	\$0	\$0	\$0
2560 Fire Sprinkler Pump/Controls - Repl	\$0	\$0	\$0	\$0	\$0
<b>D. Plumbing</b>					
2579 Plumbing System - Repair/Replace	\$0	\$0	\$0	\$0	\$0
<b>F. Waterproofing and Exterior Painting</b>					
2315 Balconies - Repair/Re-coat	\$0	\$0	\$0	\$0	\$0
2316 Balconies - Resurface	\$0	\$0	\$0	\$0	\$0
2343 Building Exterior - Seal/Paint	\$0	\$0	\$0	\$0	\$0
<b>G. Windows and Exterior Doors</b>					
2367 North Lobby Door - Replace	\$0	\$0	\$0	\$0	\$0
2367 South Lobby Door - Replace	\$0	\$0	\$0	\$0	\$0
2371 Utility Doors - Partial Replace	\$0	\$0	\$0	\$0	\$0
<b>H. Other SIRS-Related Components</b>					
2326 Balcony Railings - Replace	\$0	\$0	\$0	\$0	\$0
Total Expenses	\$179,332	\$0	\$0	\$0	\$0
Ending Reserve Balance	\$1,166,230	\$1,435,924	\$1,718,446	\$2,014,277	\$2,323,913



## Accuracy, Limitations, and Disclosures

Association Reserves and its employees have no ownership, management, or other business relationships with the client other than this Reserve Study engagement. William G. Simons, RS is the President of Association Reserves – Florida, LLC and is a credentialed Reserve Specialist (#190). All work done by Association Reserves – Florida, LLC is performed under his Responsible Charge and is performed in accordance with National Reserve Study Standards (NRSS). There are no material issues to our knowledge that have not been disclosed to the client that would cause a distortion of the client's situation. In accordance with National Reserve Study Standards, information provided by the official representative(s) of the client regarding financial details, component physical details and/or quantities, or historical issues/conditions will be deemed reliable for use in preparing the Reserve Study, and is not intended to be used for the purpose of performing any type of audit, quality/forensic analysis, or background checks of historical records. For "Full" Reserve Study levels of service, we attempt to establish measurements and component quantities within 5% accuracy through a combination of on-site measurements and observations, review of any available building plans or drawings, and/or any other reliable means. For "Update, With Site Visit" and "Update, No Site Visit" Reserve Study levels of service, the client is considered to have deemed previously developed component quantities as accurate and reliable, including quantities that may have been established by other individuals/firms. The scope of work for "Full" and "Update, With-Site-Visit" Reserve Studies includes visual inspection of accessible areas and components, and does not include any destructive or other means of testing. We do not inspect or investigate for construction defects, hazardous materials, or hidden issues such as plumbing or electrical problems, or problems with sub-surface drainage system components. The scope of work for "Update, No-Site-Visit" Reserve Studies does not include any inspections. Information provided to us about historical or upcoming projects, including information provided by the client's vendors and suppliers, will be considered reliable. Any on-site inspection should not be considered a project audit or quality inspection. Our opinions of component useful life, remaining useful life, and cost estimates assume proper original installation/construction, adherence to recommended preventive maintenance guidelines and best practices, a stable economic environment and do not consider the frequency or severity of natural disasters. Our opinions of component useful life, remaining useful life and current and future cost estimates are not a warranty or guarantee of the actual costs and timing of any component repairs or replacements. The actual or projected total Reserve account balance(s) presented in the Reserve Study is/are based upon information provided and was/were not audited. Because the physical condition of the client's components, the client's Reserve balance, the economic environment, and the legislative environment change each year, this Reserve Study is by nature a "one-year" document. Reality often differs from even the best assumptions due to the changing economy, physical factors including weather and usage, client financial decisions, legislation, or owner expectations. It is only because a long-term perspective improves the accuracy of near-term planning that this Reserve Study projects expenses into the future. We fully expect a number of adjustments will be necessary through the interim years to the cost and timing of these expense projections, and the funding necessary to prepare for those estimated expenses. Because we have no control over future events, we do not expect that all the events we anticipate will occur as planned. We expect that inflationary trends will continue, and we expect Reserve funds to continue to earn interest, so we believe that reasonable estimates for these figures are much more accurate than ignoring these economic realities. The Funding Plan in this Report was developed using the cash-flow methodology to achieve the specified Funding Objective. Compensation for this Reserve Study is not contingent upon client's agreement with our conclusions or recommendations, and Association Reserves' liability in any matter involving this Reserve Study is limited to our Fees for services rendered.



## Terms and Definitions

<b>BTU</b>	British Thermal Unit (a standard unit of energy)
<b>DIA</b>	Diameter
<b>GSF</b>	Gross Square Feet (area). Equivalent to Square Feet
<b>GSY</b>	Gross Square Yards (area). Equivalent to Square Yards
<b>HP</b>	Horsepower
<b>LF</b>	Linear Feet (length)
<b>Effective Age</b>	The difference between Useful Life and Remaining Useful Life. Note that this is not necessarily equivalent to the chronological age of the component.
<b>Fully Funded Balance (FFB)</b>	The value of the deterioration of the Reserve Components. This is the fraction of life "used up" of each component multiplied by its estimated Current Replacement. While calculated for each component, it is summed together for an association total.
<b>Inflation</b>	Cost factors are adjusted for inflation at the rate defined in the Executive Summary and compounded annually. These increasing costs can be seen as you follow the recurring cycles of a component on the "30-yr Income/Expense Detail" table.
<b>Interest</b>	Interest earnings on Reserve Funds are calculated using the average balance for the year (taking into account income and expenses through the year) and compounded monthly using the rate defined in the Executive Summary. Annual interest earning assumption appears in the Executive Summary.
<b>Percent Funded</b>	The ratio, at a particular point in time (the first day of the Fiscal Year), of the actual (or projected) Reserve Balance to the Fully Funded Balance, expressed as a percentage.
<b>Remaining Useful Life (RUL)</b>	The estimated time, in years, that a common area component can be expected to continue to serve its intended function.
<b>Useful Life (UL)</b>	The estimated time, in years, that a common area component can be expected to serve its intended function.



## Component Details

The following pages contain a great deal of detailed observations, photos, and commentary related to each component included in the Reserve Study. All components are included as necessary and appropriate, consistent with Florida Statutes and National Reserve Study Standards. Inspecting for construction defects, performing diagnostic or destructive testing to search for hidden issues (such as plumbing or electrical problems), environmental hazards (asbestos, radon, lead, etc.), or accounting for unpredictable acts of nature are all outside our scope of work and such components are not included herein unless otherwise noted.

## Excluded Components

**Comp #: 2000 Client Not Responsible****Quantity: Numerous Components**

Location: Throughout property/development

Funded?: No. Per information provided - Client/Association not responsible.

History:

Comments: The Community Associations Institute is a leading international authority with respect to Reserve Studies and has published a set of industry practices collectively known as "Reserve Study Standards." These standards include a Three-Part Test which professional providers use to determine which individual components should be included in the physical analysis. For more information on Reserve Study Standards, please visit [www.cai-online.org](http://www.cai-online.org).

The first part of the test is that the client/association "has the obligation to maintain or replace the existing element." Additional component selection guidelines state "Association maintenance/replacement responsibility is generally established by a review of governing documents as well as established association precedent." In our opinion, there are multiple SIRS-related components throughout the property that do not pass this test on the basis that they are either the responsibility of individual unit owners or the responsibility of another entity (i.e. local municipality, third-party vendor, master association, or adjacent development). These components include but are not necessarily limited to:

- Utility Infrastructure (Cable, Electrical, Water, Sanitary Sewer)
- Balcony/Lanai Floor Coverings (Excluding Concrete Slab/Structure)
- Unit Windows & Doors
- Unit Interiors (Within Wall Boundaries)
- Unit Electrical Infrastructure (Serving Individual Unit Only)
- Unit HVAC Systems (Serving Individual Unit Only)
- Unit Plumbing Infrastructure (Serving Individual Unit Only)

Since the client is not deemed to be responsible for the above components, there is no basis for funding inclusion within the Reserve Study at this time. However, the findings/statements within this report are not intended to be a professional legal opinion and we reserve the right to incorporate funding for any of these components if the client is otherwise found to be responsible for replacement.

Useful Life:

Remaining Life:



Best Case:

Worst Case:

Cost Source:

**Comp #: 2010 Not Reasonably Anticipated**

**Quantity: Numerous Components**

Location: Throughout property/development

Funded?: No. Life expectancy and/or cost too indeterminate for Reserve designation.

History:

Comments: The Community Associations Institute is a leading international authority with respect to Reserve Studies and has published a set of industry practices collectively known as "Reserve Study Standards." These standards include a Three-Part Test which professional providers use to determine which individual components should be included in the physical analysis. For more information on Reserve Study Standards, please visit [www.cai-online.org](http://www.cai-online.org).

The second part of the test is that the "the need and schedule for this project can be reasonably anticipated." Additional component selection guidelines state: "When a project becomes 'reasonably anticipated' will vary based on building age, construction type, and the judgment of the reserve study provider. This test means that component definitions should be based on some degree of certainty." There are multiple SIRS-related components throughout the property that do not currently pass this test on the basis that their useful life (need) and/or remaining useful life (schedule) cannot be reasonably anticipated. Those components include but are not limited to:

- Building Foundation
- Non-Accessible Building Structural Members (Load Bearing Walls, Beams, Columns, Etc.)
- Comprehensive Replacement of Non-Accessible Utility Infrastructure (Cable, Electrical, Water, Sanitary Sewer)

In some cases, adequate evaluation would require additional diagnostics, destructive testing, or inspection beyond the limited visual inspection which serves as the basis of this engagement. Since the components listed above are currently deemed to be too indeterminate for Reserve designation, there are no funding recommendations within this Reserve Study for those items. However, this determination is not a guarantee that substantial expenses will not occur, as these elements may eventually require repair/replacement projects at potentially a significant cost to the client. In the event that the client desires to incorporate funding for any of the above components within the Reserve Study, we recommend further consultation with qualified professionals (i.e. engineer, contractor, and/or vendor) in order to define the following values for projects under consideration:

1. Total Life Expectancy (Recurring Interval Between Project Cycles)
2. Remaining Useful Life (Before Next Project)
3. Total Project Cost Estimate (In Current Dollars)

In the event that these values can be reasonably anticipated, they can be provided for our review, at which time funding recommendations may be incorporated into subsequent Reserve Studies.

Useful Life:

Remaining Life:



Best Case:

Worst Case:

Cost Source:

**Comp #: 2020 Immaterial/Unpredictable Cost**

**Quantity: Numerous Components**

Location: Throughout property/development

Funded?: No. Cost estimates below minimum threshold set for Reserve consideration.

History:

Comments: The Community Associations Institute is a leading international authority with respect to Reserve Studies and has published a set of industry practices collectively known as "Reserve Study Standards." These standards include a Three-Part Test which professional providers use to determine which individual components should be included in the physical analysis. For more information on Reserve Study Standards, please visit [www.cai-online.org](http://www.cai-online.org).

The third part of the test is that the "The total cost for the project is material to the association, can be reasonably estimated, and includes all direct and related costs." Additional component selection guidelines state: "The community's budget should be reviewed, to establish the amount of maintenance planned and which projects are being funded from the operating account." After discussion with the client and/or consideration of the association's size, a minimum threshold of \$10,000 was used for Reserve consideration. There may be certain SIRS-related components throughout the property that do not pass this test on the basis that projected costs are immaterial in nature, or cannot be reasonably estimated. Those components include but are not limited to:

- NONE

Because the anticipated (full and/or partial) replacement costs for the above components are not anticipated to meet the above threshold, we anticipate that the client will incorporate any related expenditures within their Operating budget. However, in unison with these assumptions, we recommend that the client track any related expenditures, and funding assumptions should be re-evaluated during each Reserve Study update engagement to ensure accuracy. If any above project is deemed appropriate for Reserve funding during a future engagement, that component can be included within the client's Reserve funding plan at that time.

Useful Life:

Remaining Life:



Best Case:

Worst Case:

Cost Source:

**Comp #: 2030 Including in Operating Budget**

**Quantity: Numerous Components**

Location: Throughout property/development

Funded?: No. Expected to be handled through the client's annual Operating budget.

History:

Comments: Certain components within a Reserve Study may not qualify for Reserve consideration based on the assumption that the client will incur all related costs through their general Operating budget. This may or may not include ongoing maintenance contracts with client vendors, or agreements between the client and management officials. The SIRS-related components included within this assumption are listed below:

- Pressure Washing
- Roof Cleaning/Treatment
- Roof Repairs (Minor/Ongoing)

Because costs related to the above items are anticipated to be handled through the client's Operating budget, there is no recommendation for Reserve funding at this time. However, in unison with these assumptions, we recommend that the client track any related expenditures and funding assumptions should be re-evaluated during each Reserve Study update engagement to ensure accuracy. If any above project is deemed appropriate for Reserve funding during a future engagement, that component can be included within the client's Reserve funding plan at that time.

Useful Life:

Remaining Life:



Best Case:

Worst Case:

Cost Source:

---

## A. Roof

### Comp #: 2377 Roofing (Mod. Bitumen) - Replace

Quantity: Approx 16,000 GSF

Location: Building rooftop

Funded?: Yes.

History: Replaced in 2020 at a cost of \$140,000 (per information provided).


Comments: Although replaced in 2020 for \$140,000, roofing costs have risen significantly in recent years. Cost estimate below has been adjusted to current market pricing. To be tracked and monitored with future reserve study updates.

Good condition: Modified bitumen built up roofs determined to be in good condition typically exhibit uniform, thick granule cover, with minimal signs of wear or deterioration. Few or no signs of ponding water. Roof appears to drain water effectively and no serious or unusual leak problems reported. Few or no signs of bubbling/blistering of the roof surface.

Our inspection is limited to a visual evaluation of accessible areas and is not a substitute for a comprehensive inspection including destructive testing, sub-surface moisture evaluation, core sampling, etc. The typical useful life of a flat (AKA "low-slope") roof will vary depending on the quality of the roof system installed, weather/storm activity, and the maintenance receives throughout its life. As routine maintenance, many manufacturers recommend professional roofing inspections at least twice annually and after storms. We generally recommend consideration of ongoing roof maintenance contracts with professional vendors. Ongoing routine inspections by maintenance personnel are also advisable, to remove accumulated debris, clear drains and inspect for minor problems. Keep all drainage elements (scuppers, drains, gutters/downspouts, etc.) clear to allow proper drainage and prevent the ponding of water on the roof surface. We also recommend using walk pads or extra roofing material to provide pathways in high-traffic areas, such as around any HVAC units or other equipment. Take care to minimize any penetrations in the roof system. Rooftop satellite dishes or other equipment should not be permanently mounted into the roof if avoidable; most equipment can instead be weighed down by concrete blocks or other ballast. All penetrations including drains, vent pipes, conduit, etc. should be carefully flashed and waterproofed. For more information, we recommend consulting with independent roofing consultants or with organizations such as the Roof Consultant Institute <http://www.rci-online.org/> and the National Roofing Contractors Association (NRCA) <http://www.nrca.net/>. If the roof has a warranty, be sure to review terms and conduct proper inspections/repairs as needed to keep warranty in force.

Useful Life:  
20 years

Remaining Life:  
15 years



Best Case: \$ 300,000

Worst Case: \$ 500,000

Lower estimate to replace

Higher estimate

Cost Source: AR Cost Database/Client Cost History, plus Inflation

## B. Structure

**Comp #: 2341 Building Exterior - Restoration****Quantity: Lump Sum Allowance**

Location: Building exterior

Funded?: Yes.

History:

Comments: A large restoration project is to be completed in 2023-2024 for \$100,000 (per information provided).

Numerous areas of spalling and exposed rebar were present at the time of inspection. Per the information provided, the Association has already hired an engineer, and all issues are reportedly being addressed. To be tracked and monitored with future reserve study updates.

Water intrusion through cracks, gaps or other surface penetrations of the concrete structure can cause significant deterioration and damage if not quickly corrected. If left untreated, small problems can develop into major issues over a relatively short amount of time. In advanced cases, concrete spalling may occur, which results from rusting and subsequent expansion of the rebar inside the concrete structure. Most buildings, but especially those in coastal areas, will experience some level of deterioration on an ongoing basis. Proper cycles of good painting/waterproofing is essential to preventing and limiting the spread of damage. Without further inspection, the extent and severity of damage is fairly unpredictable, and therefore cost estimates for restoration can vary greatly. Our inspection is visual only and is not intended to be comprehensive or forensic in nature. We strongly recommend having the building inspected by a qualified engineer to thoroughly identify and quantify all damaged and deteriorated areas in need of repair. All structural elements should be inspected (as applicable), including but not limited to the following: exterior walls, elevated balcony/walkway decks, concrete railings, window and door thresholds, overhead slabs, planters, columns, beams, pool decks, garage structures, etc. If more comprehensive evaluations are performed, the resulting recommendations should be incorporated into future Reserve Study updates. An allowance for restoration is recommended here, with costs based on any estimates or prior cost records provided by the client, and/or supplemented by our experience working with other properties.

Useful Life:  
8 years

Remaining Life:  
7 years



Best Case: \$ 75,000

Worst Case: \$ 125,000

Lower allowance for partial restoration

Higher allowance

Cost Source: Estimate Provided by Client

## C. Fireproofing and Fire Protection Systems

### Comp #: 2557 Fire Alarm System - Modernize

Quantity: (1) System

Location: Throughout building

Funded?: Yes.

History: Panel replaced, fire alarm system upgraded in 2016 according to information provided.

Comments: Panel is an Edwards EST2 model. Based on inspection records or other information provided, the fire alarm system consists of: (21) pull stations, (98) photoelectric smoke detectors, (10) waterflow switches, (17) speakers, (18) strobes and (22) horn strobes.

Component has been cycled here with upcoming elevator modernization. To be tracked and monitored with future reserve study updates.

Our inspection is for planning and budgeting purposes only; fire alarm equipment is assumed to have been designed and installed properly and is assumed to comply with all relevant building codes. Regular testing and inspections should be conducted as an Operating expense. In many cases, manufacturers discontinue support of equipment after a certain number of years, which may limit availability of replacement parts as the system ages. Cost estimates assume that existing wiring can be re-used and that only panel and devices will be replaced. If wiring requires replacement, estimates should be increased accordingly, but in our experience wiring should have an indefinite useful life. Cost estimates are based on quantity and type of existing equipment, not including any expansion or upgrades, which may be required. We recommend reviewing system components with fire alarm vendor on a regular basis. If expansion of system is found to be required, the Reserve Study should be updated and any additional costs should be factored accordingly.

Useful Life:  
20 years

Remaining Life:  
5 years



Best Case: \$ 77,100

Worst Case: \$ 94,200

Lower estimate to modernize

Higher estimate

Cost Source: AR Cost Database

**Comp #: 2560 Fire Sprinkler Pump/Controls - Repl****Quantity: (1) Pump**

Location: Mechanical room

Funded?: Yes.

History:

Comments: Motor Size/HP: 20

Manufacture Date: 1996

Pump was not tested during site inspection, and is assumed to be functional unless otherwise noted. Fire sprinkler/suppression pump and control panel should have a long useful life expectancy under normal circumstances. Should be inspected, tested and repaired as needed on a regular basis by qualified vendor to ensure optimal performance. Over time, replacement parts may not be available and the Client may need to replace the entire pump assembly, control panel, etc prior to actual functional failure as a safety precaution. This component should be re-evaluated during future Reserve Study updates to incorporate any new information available at that time. Minimal or no subjective/aesthetic value for this component. Useful life is based primarily on normal expectations for service/performance life in this location. Unless otherwise noted, remaining useful life expectancy is based primarily on original installation or last replacement/purchase date, our experience with similar systems/components, and assuming normal amount of usage and good preventive maintenance.

Useful Life:  
40 years

Remaining Life:  
11 years



Best Case: \$ 35,000

Worst Case: \$ 50,000

Lower estimate to replace

Higher estimate

Cost Source: AR Cost Database

D. Plumbing

Comp #: 2579 Plumbing System - Repair/Replace

Quantity: (117) Units

Location: Throughout building

Funded?: Yes.

History:

Comments: An allowance has been provided here for full camera work and repairs. If the camera work requires further major projects, relining or re-piping may need to be included in the reserve schedule. However, the scope of such projects is indeterminate at this time (pending camera work), and is to be tracked and monitored with future reserve study updates.

Analysis of plumbing systems beyond visual inspection of visible piping is not within the scope of a Reserve Study. Some types of piping used historically are known to be life limited. Manufacturing defects may become apparent from time to time and certain site conditions can contribute to premature deterioration of system components. Typically, if installed per architectural specifications and local building codes, there is no predictable time frame for large scale repair/replacement expenses within the scope of our report. If leaks, poor flow, sediments, defective material and/or installation become evident, have qualified plumber and/or engineer evaluate in more detail and develop scope of any repair/replacement needed; funding for even one time projects can be incorporated within Reserve Study updates if warranted. Treat minor local repairs as ongoing maintenance expense. If patterns of significant repair costs emerge, funding may be incorporated into future Reserve Study updates to supplement the Operating budget. No basis for Reserve funding at this time.

Useful Life:  
10 years

Remaining Life:  
1 years



Best Case: \$ 210,600

Worst Case: \$ 257,400

Lower allowance for repairs

Higher allowance

Cost Source: AR Cost Database

## E. Electrical Systems

**Comp #: 2551 Electrical System - Repair****Quantity: (117) Units**

Location: Throughout building

Funded?: No.

History:

Comments: No major concerns or project history reported by the client during the current engagement. In accordance with Florida Statutes, a Structural Integrity Reserve Study is based only on a visual inspection. However, thorough analysis of electrical components requires testing beyond visual inspection (such as the use of infrared imaging equipment) in order to properly diagnose and detect problems which may require immediate repair or replacement. We recommend that the client consult with a qualified professional (i.e. electrician or other contractor) to more thoroughly evaluate the existing system(s) and to more accurately determine replacement timelines and cost estimates. Without further evaluation, it is our opinion an estimate of useful life and/or an estimate of replacement cost cannot be determined at this time, or that the remaining useful life of the equipment exceeds 25 years, and as such, that there is no recommendation for Reserve funding at this time. We recommend that the client treat any required repairs as an ongoing maintenance expense, and to track/report such expenditures during future engagements. Funding may be incorporated into future Reserve Study updates if dictated by client project/repair history and/or vendor recommendations.

Useful Life:

Remaining Life:



Best Case:

Worst Case:

Cost Source:

## F. Waterproofing and Exterior Painting

### Comp #: 2315 Balconies - Repair/Re-coat

Quantity: Approx 7,605 GSF

Location: Building Exterior

Funded?: Yes.

History: Balcony restoration done in 2023 at a cost of \$100,000. Still doing in 2024 (per information provided).

Comments: Balconies appear to be in poor condition, with cracking/staining evident. Some sections appear more worn than others, but overall, the balconies were determined to be in poor condition.

Poor condition: Coatings determined to be in poor condition typically exhibit significant, easily noticeable inconsistency in color and/or texture, and may have more advanced signs of age such as increased frequency and severity of cracking and peeling, in some cases exposing lower sections of decking system or substrate material. Texture elements may have worn thin or deteriorated completely leading to higher risks of slipping. At this stage, coating has effectively failed to provide adequate protection and needs to be re-coated to reinstate good appearance and to provide protection for lower surface layers.

Unless otherwise noted, specific brand/type of decking product in place was not confirmed. This component refers only to the top/finish coat unless otherwise noted. Whenever possible, decks should ideally be re-coated at the same time as building exterior painting or other exterior waterproofing projects to obtain better pricing and promote more consistent aesthetic standards. Deck coatings lose thickness each year due to wear, ponding water and exposure to the elements. If more than the topcoat is allowed to wear off, the surface may still appear to be in 'good' condition to the untrained eye, but waterproof integrity may be compromised. Concrete decks must be waterproofed to protect against concrete deterioration, spalling, etc. Should be inspected on a regular basis (at least once a year) to identify any maintenance/repair issues. If decks do not drain water effectively, additional sloping may be needed to prevent ponding water and accelerated deterioration. Keep any potted plants elevated off the surface of the decks. Sealant/caulking should be carefully applied at transition from deck to wall surfaces and around any railing penetrations, drains, etc.

Useful Life:  
8 years

Remaining Life:  
7 years



Best Case: \$ 23,400

Worst Case: \$ 28,600

Lower estimate to repair/re-coat

Higher estimate

Cost Source: AR Cost Database

**Comp #: 2316 Balconies - Resurface**

**Quantity: Approx 7,605 GSF**

Location: Unit exteriors

Funded?: Yes.

History: Doing select balconies in 2023-2024 (per information provided).

Comments: The remaining useful life has been partially extended below to accommodate projects in 2023-2024. To be tracked and monitored with future reserve study updates.

Refer to component #2315 for more general information and observations on conditions. This component refers to the eventual need to completely resurface decking systems, typically required after multiple finish coats have been applied, or in cases of advanced deterioration. Timeline for complete resurfacing may sometimes be prolonged, but at longer intervals, most decking systems/membranes should be completely stripped/removed to expose bare substrate, which should then be repaired or re-sloped as needed. Once structure is deemed to be in good condition, waterproofing system should be applied by trained professionals in accordance with manufacturer's specifications. If not resurfaced or replaced with a new system, water penetration can damage the building structure. We generally recommend consulting with a structural engineer or waterproofing specialist to help define a comprehensive scope of work before obtaining bids.

Useful Life:  
24 years

Remaining Life:  
7 years



Best Case: \$ 102,700

Worst Case: \$ 125,500

Lower estimate to resurface/restore

Higher estimate

Cost Source: AR Cost Database

**Comp #: 2343 Building Exterior - Seal/Paint**

**Quantity: Approx 94.900 GSF**

Location: Building exteriors

Funded?: Yes.

History: To be painted in 2024 for \$89,000 (per information provided). Garage was repainted in 2018 for \$5,563.12

Comments: Estimate below includes approximately 8,490 LF of sealants. Paint determined to be in poor condition.

Recommendation shown here is to paint the entire building, including the garage, at once for cost-saving purposes.

Poor condition: Painted exterior surfaces determined to be in poor condition typically exhibit clearly noticeable aesthetic concerns such as heavy chalking, staining, fading, inconsistent color and texture, etc. Physically, paint/coatings in poor condition may be peeling and cracking in many locations, may no longer be adhering properly to the painted surface, or otherwise are otherwise no longer providing effective protection to the structure.

There are two important reasons for painting and waterproofing a building: to protect the structure from damage caused by exposure to the elements, and to restore or maintain good aesthetic standards for curb appeal. As routine maintenance, we recommend that regular inspections, spot repairs and touch-up painting be included in the operating budget. Typical paint cycles can vary greatly depending upon many factors including; type of material painted, surface preparations, quality of material, application methods, weather conditions during application, moisture beneath paint, and exposure to weather conditions. Proper sealant/caulking at window and door perimeters and other "gaps" in the building structure are critical to preventing water intrusion and resulting damage. The general rule of thumb is that sealant/caulking should be in place wherever two dissimilar building material surfaces meet, such as window frame to concrete structure junctions. For best results, the client may want to consult with a paint company representative, building envelope specialist and/or structural engineer to specify the types of materials to be used and define complete scope of work before bidding. In our experience, cost estimates for painting and waterproofing can vary widely, even when based on the same prescribed scope of work. Estimates shown here should be updated and revised as needed based on actual bids obtained or project cost history during future Reserve Study updates.

Useful Life:  
8 years

Remaining Life:  
7 years



Best Case: \$ 78,000

Worst Case: \$ 100,000

Lower estimate to seal/repaint

Higher estimate

Cost Source: Estimate Provided by Client

## G. Windows and Exterior Doors

### Comp #: 2367 North Lobby Door - Replace

Quantity: Lump Sum Allowance

Location: Windows and doors at common areas

Funded?: Yes.

History:

Comments: Approximately 135 GSF of windows/glass and (1) double metal and glass door. The quantity shown here does not include the south lobby door, which was replaced in 2016. Components have been separated due to differing timelines.

Poor condition: Windows and doors determined to be in poor condition typically exhibit moderate to advanced wear to the frames and hardware. In the case of dual-pane windows, seals may have failed allowing for fogging between the panes. Even if windows and doors are still in serviceable physical condition, replacement may be warranted with modern replacements for better storm protection and energy efficiency. At this stage, curb appeal may also be suffering and replacement for aesthetic reasons should also be considered.

Unless otherwise noted, this component refers only to exterior windows and doors. All are assumed to have been compliant with applicable building codes at time of installation. Inspect regularly for leaks and cracks around frame and repair as needed. For operable windows, clean tracks and ensure hardware is functional to prevent accidental damage during opening/closing. With ordinary care and maintenance, useful life is typically long but often difficult to predict. Many factors affect useful life including quality of window currently installed, waterproofing details, exposure to wind and rain, etc. Individual windows and doors should be replaced as an Operating expense if damaged or broken. Plan for comprehensive replacement of all areas (unless otherwise noted) at the approximate interval shown here. Costs are based on replacement with good quality, impact-resistant models.

Useful Life:  
40 years

Remaining Life:  
0 years



Best Case: \$ 16,100

Worst Case: \$ 19,700

Lower estimate to replace

Higher estimate

Cost Source: AR Cost Database

**Comp #: 2367 South Lobby Door - Replace**

**Quantity: (1) Door**

Location: Windows and doors at common areas

Funded?: Yes.

History: Lobby door was replaced in 2016 for \$9,551.25

Comments: Good condition: Windows and doors determined to be in good condition typically exhibit only minor, routine signs of wear and age. Frames appear to be intact with no significant pitting or other surface wear. All moving parts appear to be functional, and glass appears to be clear and free from damage.

Unless otherwise noted, this component refers only to exterior windows and doors. All are assumed to have been compliant with applicable building codes at time of installation. Inspect regularly for leaks and cracks around frame and repair as needed. For operable windows, clean tracks and ensure hardware is functional to prevent accidental damage during opening/closing. With ordinary care and maintenance, useful life is typically long but often difficult to predict. Many factors affect useful life including quality of window currently installed, waterproofing details, exposure to wind and rain, etc. Individual windows and doors should be replaced as an Operating expense if damaged or broken. Plan for comprehensive replacement of all areas (unless otherwise noted) at the approximate interval shown here. Costs are based on replacement with good quality, impact-resistant models.

Useful Life:  
40 years

Remaining Life:  
31 years



Best Case: \$ 16,100

Worst Case: \$ 19,700

Lower estimate to replace

Higher estimate

Cost Source: AR Cost Database

**Comp #: 2371 Utility Doors - Partial Replace**

**Quantity:    Approx (19) Total Doors**

Location: Misc. common areas

Funded?: Yes.


History:

Comments: Poor condition: Utility doors determined to be in poor condition typically exhibit moderate to advanced aesthetic decline. At this stage, doors may be sticking in frames due to rust/corrosion. Age, exposure and in some cases lack of maintenance leads to physical deterioration of the door, which typically grows worse over time.

Utility doors should have a very long useful life expectancy in most cases. However, occasional replacements may be required, especially for doors located in more exposed areas. Inspect periodically and repair as needed to maintain appearance, security and operation with maintenance funds. Should be painted along with building exteriors or other painting/waterproofing projects to preserve appearance and prolong useful life. Based on our experience with comparable properties, we recommend planning for ongoing partial replacements at the approximate interval shown here.

Useful Life:  
10 years

Remaining Life:  
0 years



Best Case:    \$ 11,800

Worst Case:    \$ 14,400

Lower allowance to replace

Higher allowance

Cost Source: AR Cost Database



H. Other SIRS-Related Components

Comp #: 2326 Balcony Railings - Replace

Quantity: Approx 2,570 LF

Location: Unit Balconies

Funded?: Yes.

History:

Comments: Poor condition: Deck railings determined to be in poor condition typically exhibit moderate to advanced physical wear, have become loose or possibly unstable in areas, and/or are otherwise in poor aesthetic condition. Further inspection may be warranted.

Post attachments and hardware should be inspected periodically for corrosion/rust and any waterproofing issues. As routine maintenance, inspect regularly to ensure safety and stability; repair promptly as needed using general operating/maintenance funds. We suggest Reserve funding for regular intervals of total replacement as indicated below. Unless otherwise noted, costs shown are based on replacement with a similar style of railing. However, if the Client chooses to upgrade or replace with a different style, costs may be substantially different. Any new information about changes in style should be incorporated into future Reserve Study updates. For older properties, replacement may also be warranted if pickets are spaced greater than 4" apart, as these are no longer compliant with current building codes for safety reasons.

Useful Life:  
32 years

Remaining Life:  
7 years



Best Case: \$ 309,000

Worst Case: \$ 377,000

Lower estimate to replace

Higher estimate

Cost Source: AR Cost Database