



District Facts

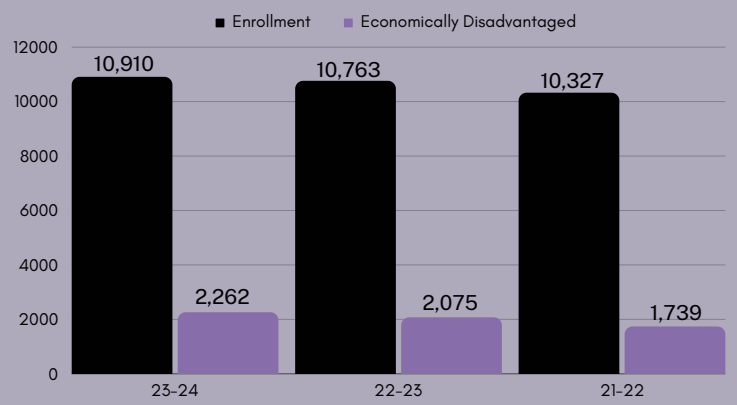
(Latest Information As of February 2024)

The Boerne Independent School District engages, inspires, and enriches our community through innovative learning experiences. Our community will engage students and adults in a challenging educational environment that inspires creativity and enriches lives for today's realities and tomorrow's possibilities.
ENGAGE. INSPIRE. ENRICH.

Staff Counts by Type

Instructional	950
Non-Instructional	393
Substitutes	334
Total	1,677

Enrollment & Economically Disadvantaged



Meals Served

2022-2023



Meals Served per Day: 5,589
Days Served: 169
Total Free & Reduced: 224,757
Total: 944,532

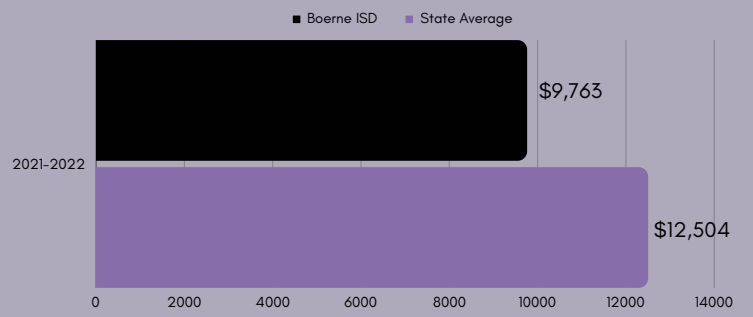
Total Recapture Paid from 2005-2006 thru 2022-2023



\$ 118,396,632

Revenue Per Student - All Funds

Most Recent Available Information



Student Transportation

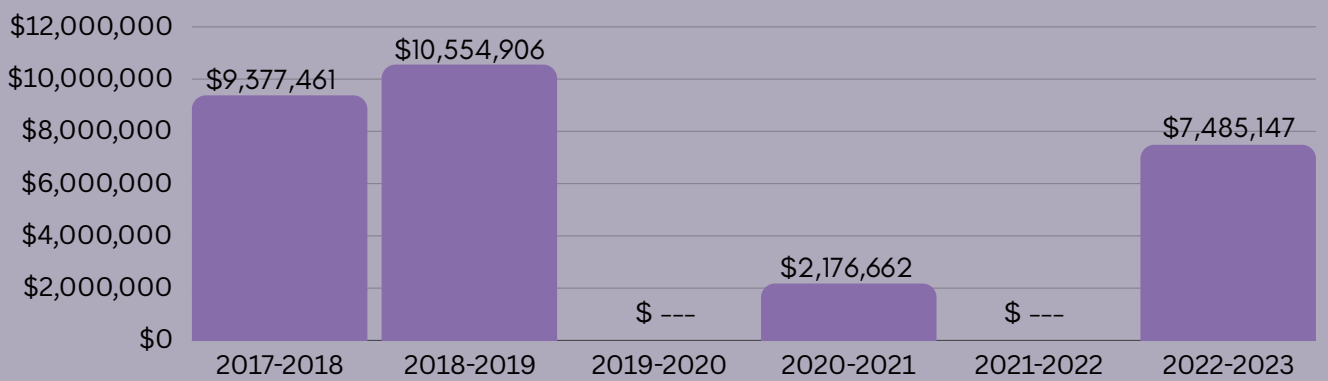
Bus miles driven per day: 6,587
Bus routes per day: 237



Property Tax Rates & Levies

	2023-24 (Projected)	2022-23	2021-22
M&O Tax Rate (with 5 golden pennies)	0.6692	0.8546	0.8806
M&O Property Tax Levy	\$77,917,273.00	\$86,927,737.00	\$75,770,458.77
I&S Property Tax Rate	0.324	0.324	0.324
Recapture	---	\$7,361,753	---

Recapture by School Year



School District	M&O	I&S	Total
Dripping Springs ISD	\$0.9327	\$0.3500	\$1.2827
Hutto ISD	\$0.7575	\$0.4500	\$1.2075
Liberty Hill ISD	\$0.6692	\$0.5000	\$1.1692
Medina Valley ISD	\$0.6692	\$0.5000	\$1.1692
Southwest ISD	\$0.7240	\$0.4381	\$1.1621
Hays CISD	\$0.6692	\$0.4877	\$1.1569
Schertz-Cibolo-Universal City ISD	\$0.6692	\$0.4700	\$1.1392
Seguin ISD	\$0.7316	\$0.3850	\$1.1166
Pflugerville ISD	\$0.7892	\$0.3200	\$1.1092
Leander ISD	\$0.7787	\$0.3300	\$1.1087
Comal ISD	\$0.7392	\$0.3500	\$1.0892
Lake Travis ISD	\$0.7466	\$0.3275	\$1.0741
New Braunfels ISD	\$0.7011	\$0.3408	\$1.0419
Northside ISD	\$0.6762	\$0.3355	\$1.0117
Northeast ISD	\$0.7105	\$0.3000	\$1.0105
Boerne ISD	\$0.6692	\$0.3240	\$0.9932

Historical Tax Rates

