

# LANDSCAPES

Eyes On Hands On /  
Art Within Reach



**Goal:** Students will become cognizant of the compositional techniques that artists use to create the illusion of space in a landscape painting by examining and discussing selected works of art from the exhibitions *Unsettled* and *Lines in the Sand*.

**Objective:** Students will create a landscape painting based on personal observations using watercolor pastels or acrylic paint that demonstrates an understanding of foreground, middle ground and background.

Landscapes tell stories about the people who live on the land, the values of their culture and things that are important to them. Landscape painting in the United States is closely linked to the concept of ownership and Manifest Destiny. Landscape paintings were instrumental in shaping the mythology of the United States as it expanded westward.



## California State Visual Arts Content Standards

- **VA 1.3** - Identify and describe how *foreground, middle ground* and *background* are used to create the illusion of space
- **VA 1.5** - Identify and describe elements of art in works of art, emphasizing line, color, shape/form, texture, space, and value
- **VA 2.1** - Explore ideas for art in a personal sketchbook (*AWR only*)
- **VA 2.2** - Mix and Apply paints to create tints, shades and neutral colors
- **VA 2.3** - Paint or Draw a landscape, seascape or cityscape that shows the illusion of space
- **VA 2.4** - Create a work of art based on the observation of objects and scenes in daily life, emphasizing value changes
- **VA 3.1** - Compare and describe various works of art that have a similar theme and were created at different time periods

# Complete list of Standards

## California Arts Standards for Visual Arts

**1.2 - Describe how artists use tints and shades in painting**

**1.3 - Identify and describe how foreground, middle ground and background are used to create the illusion of space**

**1.4 - Compare and contrast two works of art made by the use of different art tools and media (e.g., watercolor, tempera, computer)**

**1.5 - Identify and describe elements of art in works of art, emphasizing line, color, shape/form, texture, space, and value**

2.1 - Explore ideas for art in a personal sketchbook

2.2 - Mix and Apply tempera paints to create tints, shades and neutral colors

2.3 - Paint or Draw a landscape, seascape or cityscape that shows the illusion of space

2.4 - Create a work of art based on the observation of objects and scenes in daily life, emphasizing value changes

**3.1 - Compare and describe various works of art that have a similar theme and were created at different time periods**

**3.2 - Identify artists from his or her own community, county or state and discuss local or regional art traditions**

**4.2 - Identify successful and less successful compositional and expressive qualities of their own works of art and describe what might be done to improve them.**

**4.3 - Select an artist's work and, using appropriate vocabulary of art, explain its successful compositional and communicative qualities.**

## National Core Arts Standards

VA: Cr2.1.3a - Create a personally satisfying artwork using a variety of artistic processes and materials.

VA:Cr2.2.3a - Demonstrate an understanding of the safe and proficient use of materials, tools and equipment for a variety of artistic processes.

VA:Cr2.3.3a - Individually or collaboratively construct representations, diagrams, or maps of places that are part of everyday life.

VA:Cr3.1.3a - Elaborate visual information by adding details in an artwork to enhance emerging meaning.

**VA:Re7.1.3a - Speculate about processes an artist uses to create a work of art.**

**VA:Re7.2.3a - Determine messages communicated by an image**


VA:Cn10.1.3a – Develop a work of art based on observations of surroundings

**School Tour programming was inspired by works from....**

Lines in the Sand



To create the illusion of space, landscapes are divided into three distinct areas: *foreground*, *middle ground* and *background*. Which area feels the “closest” to you, the viewer? Which area feels the furthest away?

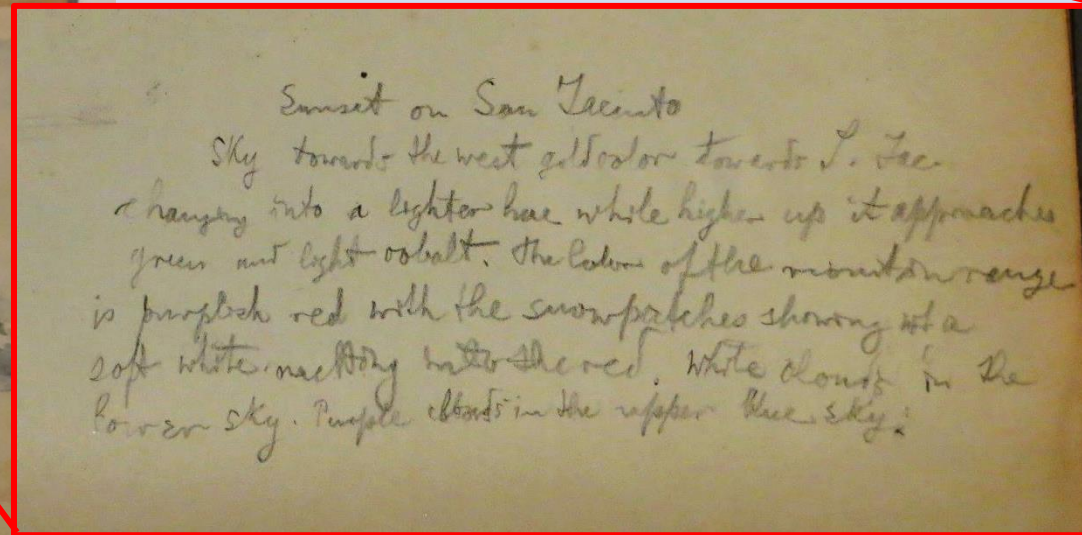
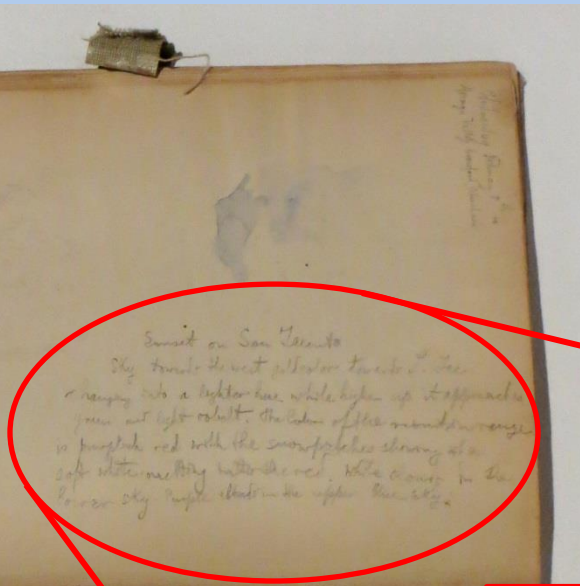


The dividing line that separates the ground from the sky is known as the *horizon*, the point at which the ground and sky seem to “touch.”

For Art Within Reach, students are introduced to the field journals of Carl Eytel and his observational drawings....

Sunset on San Jacinto

Sky towards the west gold color towards San Jacinto changing into a lighter hue while higher up it approaches green and light cobalt. The color of the mountain range is purplish red with the snow packs showing off a soft white melting into the red. White clouds in the forever sky. Purple clouds in the upper blue sky.





# Selected Works

## Unsettled

- Wendy Red Star – *Four Seasons*
- Gerardo Murillo – *El volcan en la Noche Estrellada*
- Justin Favela – *Popocatepetl e Iztaccihuatl*
- Doug Aitken - *Mirage (Desert X)*

## Lines in the Sand

- John W Hilton – *Enchantment of Sunrise / A Touch of Spring – Indio Mountain*
- Carl Eytel – *Evening Desert Scene*
- Eva Slater – *San Jacinto Mountains*
- James Swinnerton – *Smoke Tree and Salton Sea*
- Lockwood de Forest – *Mount San Jacinto / Indio*
- Agnes Pelton – *Future / Between Storms, Edom Hill*
- Romeo Reyna – *Untitled*

