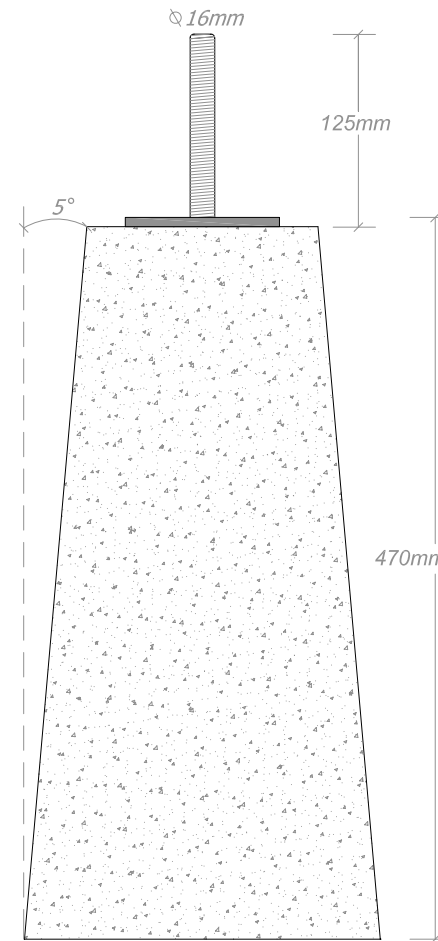


Plan

150mm x 150mm at top of taper
 232mm x 232mm at base of taper
 Height: 470mm
 Weight: approx 40kg



Elevation

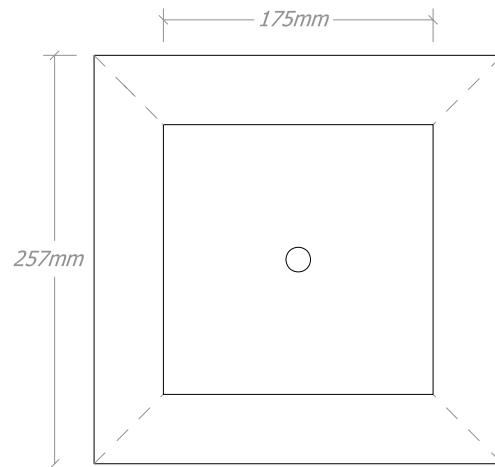
fivedegreepiers

www.fivedegreepiers.co.uk
info@fivedegreepiers.co.uk

150 PIER[®]

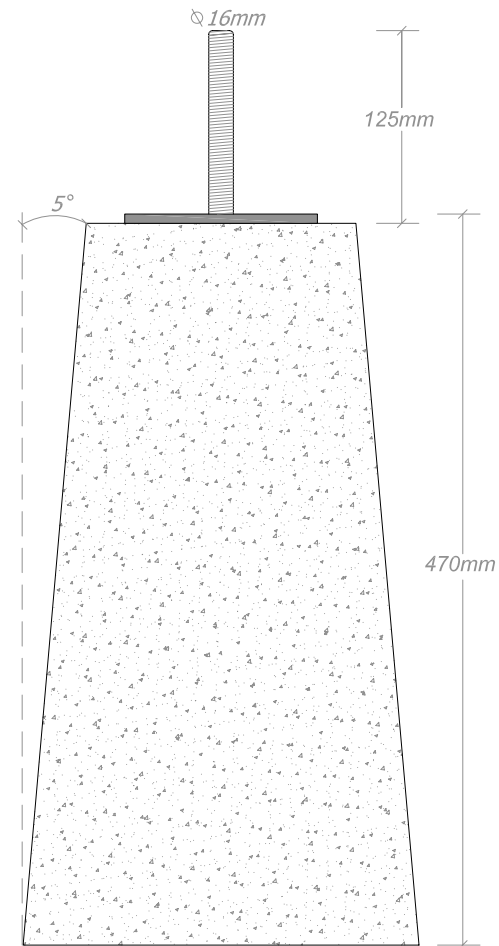
N.T.S

Do not scale from drawings.
 All dimensions to be confirmed on site prior to construction.
 Five Degree Piers Ltd. to be notified of any discrepancies before construction continues.
 These drawings are the copyright production of Five Degree Piers Ltd.



Plan

175mm x 175mm at top of taper
 257mm x 257mm at base of taper
 Height: 470mm
 Weight: approx 50kg



Elevation

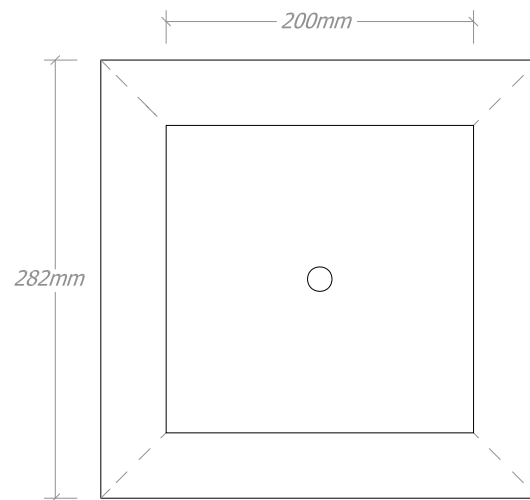
fivedegreepiers

www.fivedegreepiers.co.uk
info@fivedegreepiers.co.uk

175 PIER[®]

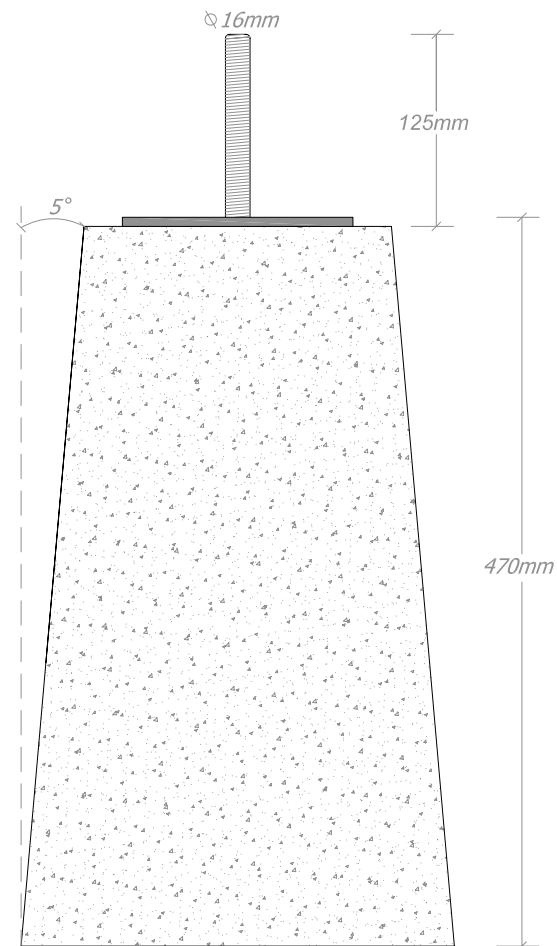
N.T.S

Do not scale from drawings.
 All dimensions to be confirmed on site prior to construction.
 Five Degree Piers Ltd. to be notified of any discrepancies before construction continues.
 These drawings are the copyright production of Five Degree Piers Ltd.



Plan

200mm x 200mm at top of taper
 282mm x 282mm at base of taper
 Height: 470mm
 Weight: approx. 60kg



Elevation

fivedegreepiers

www.fivedegreepiers.co.uk
 info@fivedegreepiers.co.uk

200 PIER[®]

N.T.S

Do not scale from drawings.
 All dimensions to be confirmed on site prior to construction.
 Five Degree Piers Ltd. to be notified of any discrepancies before construction continues.
 These drawings are the copyright production of Five Degree Piers Ltd.