



Alpine Community Wildfire Safety Information

and

Defensible Space / Structure Hardening Assistance Opportunities



Alpine Fire Protection District and Alpine Viejas Fire Safe Council Wildfire Safety Accomplishments and Benefits



FIREWISE USA®
RESIDENTS REDUCING WILDFIRE RISKS

Fire Risk Reduction Communities



Firewise program offers a structured approach for communities to enhance their wildfire resilience, promotes collaborative efforts among residents and local fire agencies to strengthen the fire resistance of homes and surroundings.

Residents located within the Alpine Fire Protection District Service Boundary are within the **Firewise Alpine area.**



BENEFITS

- ◆ Improved fire safety as a community
- ◆ May receive INSURANCE DISCOUNTS — **BE SURE TO NOTIFY YOUR INSURANCE CARRIER if you are located within the Alpine Fire Protection District.**

Residents located within the Alpine Fire Protection District Service Boundary are a **California Board of Forestry and Fire Protection Fire Risk Reduction Community.**

Residents located within the Alpine Fire Protection District Service Boundary are within the **year 2024 California Board of Forestry and Fire Protection designated Fire Risk Reduction Community.**

BENEFITS

- ◆ Improved fire safety as a community and State of CA Grant funding opportunities.
- ◆ May receive INSURANCE DISCOUNTS — **BE SURE TO NOTIFY YOUR INSURANCE CARRIER if you are located within the Alpine Fire Protection District.**

LOOK INSIDE FOR ADDITIONAL SAFETY INFORMATION

- ◆ **Alpine Fire Protection District—Scope of work**
- ◆ **Alpine Fire Protection District - Defensible Space – ZONE ZERO**
- ◆ **Alpine Viejas Fire Safe Council - Curbside Chipping Schedule**
- ◆ **Firewise USA – Prepare your Home for Wildfire**
- ◆ **Alpine Fire Protection District Defensible Space**
- ◆ **Alpine Fire Protection District – Weed Abatement Contractor List**
- ◆ **Reflective Address Marker Order Form**

- ◆ **Brandguard Vents – Ember Intrusion vents**
- ◆ **Aarmor Pro Solutions – Home Hardening Contractor**
- ◆ **Cal Fire Low Cost Retrofit list**
- ◆ **CA Fair Plan Insurance Discounts**
- ◆ **Dept of Insurance – Safer from Wildfires**
- ◆ **Emergency Preparedness APPS for your phone**
- ◆ **Operation Chip Drop Schedule – Clean up events**



ALPINE FIRE PROTECTION DISTRICT

Scope of work – To cut and clear weeds and grasses on private property as per the Fire Marshal with Alpine Fire Protection District. Included in the scope of work is to cut all weeds, grasses, brush down to a height not to exceed 6". Certain species of plants such as coyote brush, chamise, sumac, buckwheat may be cut down to flush with the ground. Sumac bush shall not be located in the defensible space zone of the home or buildings.

Trees: Mature trees 18' in height or taller shall be limbed up off the ground by a minimum of 6' vertically. Cut all lower branches up off the trunk and chip. Cut and clear all weeds and grasses underneath. If the tree has vegetation to remain such as box hedges. Then the x3 rule applies. Height of the plant x3 and then add the 6' to that measurement. If the tree is less than 18' in height, then limb up the lower branches 1/3 tree height. No plants may be underneath the tree canopy trip line.

Chipping branches and cuttings. Please make sure to spread out as best as possible. It is the homeowner's responsibility to ensure the depth does not exceed 6". FREE roadside chipping is available per chipping area. Register for chipping here: www.alpineviejasfsc.org

Roadside clearing – Driveways and secondary roads shall be cut and cleared 20' horizontally. All brush/weeds and growth shall be cut to prevent flame length from coming across roadway impeding egress and ingress. NO tree branches overhanging the access road. Vertical clearance of 13'6" is required.

Roadside Clearing along Evacuation Routes – The following roads are identified as major means of egress for evacuation route. Alpine Blvd, Arnold Way, Tavern Road, South Grade Road, Harbison Canyon, Victoria Drive, Dehesa Road, Japatual Valley Road. If work is to be done along these roads, please follow roadside clearing for 30' on a horizontal plane.

Bushes under tree canopies – If you have bushes or plants located under a tree canopy, they shall be low and height of these plants shall be three times vertical height to the lowest branch of the tree or removed.

Each parcel shall require compliance for Zone 0. This is California Law as per SB63 and amended language in Government Code 51175 – 51189 and Public Resources Code 4291. Local Defensible Space Ordinance requires compliance with Zone 0. **NO Combustible materials shall be located in this zone.** Homeowners shall clear mulch, bark. Scope of work will identify the items to be removed. Any issues with the homeowner should immediately notify the Fire Marshal to provide education.

Should you have any questions, please contact Alpine Fire Protection District Fire Marshal McBroom for a walk of the parcel to provide a defensible space walk or home ignition zone assessment.

Firewise USA Discount is available for homeowners that are in compliance with local ordinances. AFPD is also Board of Forestry Fire Risk Reduction Community list recipients as well. This equals discounts on fire insurance.

1364 Tavern Road Alpine, Ca. 91901-3831 Business: (619) 445-2635 Fax: (619) 445- 2634

We are a public safety organization of dedicated professionals whose mission it is to:
Save Lives, Protect Property and the Environment, Serve the Community.
www.alpinefire.org



DEFENSIBLE

NON - COMBUSTIBLE SPACE

ZONE ZERO BE SAFE

EXTENDS 0 TO 5 FEET FROM BUILDINGS, STRUCTURES, DECKS AND STAIRS. THIS IS A **NON-COMBUSTIBLE** ZONE AND FUNCTIONS TO REDUCE IGNITION FROM EMBERS THAT LAND NEAR STRUCTURES. **ZERO COMBUSTIBLES IN THIS ZONE**

COMBUSTIBLE MATERIALS IN THIS ZONE ARE PROHIBITED

NO: MULCH, BARK, RUBBER MULCH
YES: ROCK, GRAVEL, PAVERS OR DIRT

NO: WOOD FENCING OR GATES
YES: METAL, CONCRETE OR VINYL

NO: COMBUSTIBLE PLANTS, POTS, CONTAINERS, WOOD, PLASTIC, WOVEN BASKETS
YES: CERAMIC, TERRACOTTA, CONCRETE OR METAL

NO: COMBUSTIBLE PATIO FURNITURE, ARTWORK/DECOR MADE OF WOOD, STRAW, BRANCHES, ETC.
YES: METAL FURNITURE, ITEMS MADE OF METAL, CERAMIC OR TERRACOTTA

REMOVE TREE LIMBS THAT EXTEND INTO THIS AREA

Defensible Space is REQUIRED BY LAW and includes Zone Zero Local- Alpine Fire Protection District, 2023 Fire Ordinance County – 2023 County of San Diego Consolidated Fire Code State – Public Resource Code 4291



Alpine Fire Protection District
1364 Tavern Road – Alpine
Office: 619-445-2635
<https://www.alpinefire.org>
Jason McBroom, Fire Marshal

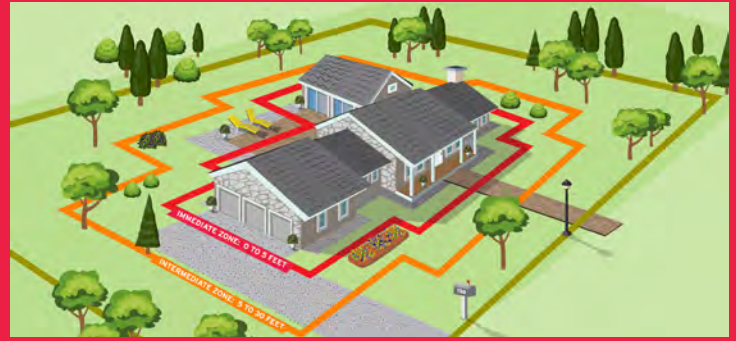


FIREWISE USA
RESIDENTS REDUCING WILDFIRE RISKS

Alpine is a FireWise designated community and conforms to the FireWise framework to reduce wildfire risks and to increase the ignition resistance of homes within the community.

HOW TO PREPARE YOUR HOME FOR WILDFIRES

WILDFIRE RISK REDUCTION STEPS THAT CAN MAKE YOUR HOME SAFER DURING A WILDFIRE



■ VEGETATION MANAGEMENT

1. HOME IGNITION ZONES

To increase your home's chance of surviving a wildfire, choose fire-resistant building materials and limit the amount of flammable vegetation in the three home ignition zones. The zones include the **Immediate Zone** (0 to 5 feet around the house), the **Intermediate Zone** (5 to 50 feet), and the **Extended Zone** (50 to 100 feet).

2. LANDSCAPING AND MAINTENANCE

To reduce ember ignitions and fire spread, trim branches that overhang the home, porch, and deck and prune branches of large trees up to 6 to 10 feet (depending on their height) from the ground. Remove plants containing resins, oils, and waxes. Use crushed stone or gravel instead of flammable mulches in the **Immediate Zone** (0 to 5 feet around the house). Keep your landscape in good condition.

■ FIRE RESISTIVE CONSTRUCTION

3. ROOFING AND VENTS

Class A fire-rated roofing products, such as composite shingles, metal, concrete, and clay tiles, offer the best protection. Inspect shingles or roof tiles and replace or repair those that are loose or missing to prevent ember penetration. Box in eaves, but provide ventilation to prevent condensation and mildew. Roof and attic vents should be screened to prevent ember entry.

4. DECKS AND PORCHES

Never store flammable materials underneath decks or porches. Remove dead vegetation and debris from under decks and porches and between deck board joints.

5. SIDING AND WINDOWS

Embers can collect in small nooks and crannies and ignite combustible materials; radiant heat from flames can crack windows. Use fire-resistant siding such as brick, fiber-cement, plaster, or stucco, and use dual-pane tempered glass windows.

■ BE PREPARED

6. EMERGENCY RESPONDER ACCESS

Ensure your home and neighborhood have legible and clearly marked street names and numbers. Driveways should be at least 12 feet wide with a vertical clearance of 15 feet for emergency vehicle access.

- Develop, discuss, and practice an emergency action plan with everyone in your home. Include details for handling pets, large animals, and livestock.
- Know two ways out of your neighborhood and have a predesignated meeting place.
- Always evacuate if you feel it's unsafe to stay—don't wait to receive an emergency notification if you feel threatened from the fire.
- Conduct an annual insurance policy checkup to adjust for local building costs, codes, and new renovations.
- Create or update a home inventory to help settle claims faster.



**TALK TO YOUR LOCAL FORESTRY AGENCY
OR FIRE DEPARTMENT TO LEARN MORE
ABOUT THE SPECIFIC WILDFIRE RISK
WHERE YOU LIVE.**



FIREWISE USA®
RESIDENTS REDUCING WILDFIRE RISKS



VISIT [FIREWISE.ORG](https://www.firewise.org) FOR MORE DETAILS

Firewise® is a program of the National Fire Protection Association. This publication was produced in cooperation with the USDA Forest Service, US Department of the Interior, and the National Association of State Foresters. NFPA is an equal opportunity provider. Firewise® and Firewise USA® are registered trademarks of the National Fire Protection Association, Quincy, MA 02169.

Order a Reducing Wildfire Risks in the Home Ignition Zone checklist/poster at [Firewise.org](https://www.firewise.org)



**ALPINE/VIEJAS
FIRE SAFE
COUNCIL**

FREE ROADSIDE CHIPPING

Continued Excellent Service to communities of Alpine and Viejas

REGISTER for Free roadside chipping: www.alpineviejasfsc.org

Stack and stage all cut materials along edge of roadway

- | | |
|---|---|
| <input checked="" type="checkbox"/> Stack all fresh cuts facing the street. Arrange piles in a row. | <input checked="" type="checkbox"/> NO Stumps or any other root materials. |
| <input checked="" type="checkbox"/> Cut materials shall be from your legal parcel. | <input checked="" type="checkbox"/> NO limbs larger than 8" in diameter. |
| <input checked="" type="checkbox"/> Arrange piles neatly. Failure to do may result in rescheduled chipping. | <input checked="" type="checkbox"/> NO mud, rocks, construction materials, trash, thorns, poison oak, leaf litter, bamboo, palms. |

How to Stack Your Cuttings to be Chipped



Acceptable Pile



Unacceptable Pile





Chipping funds provided by the Sunrise Powerlink Fire Mitigation Grant Community Protection Grant.

2025 CHIPPING

REGISTRATION & EVENTS

<u>Chipping Area</u>	<u>Registration Opens</u>	<u>Chipping Occurs</u>
A3	12/9/2024 to 12/27/2024	1/6/2025 to 1/10/2025
A4	1/1/2025 to 1/26/2025	1/27/2025 to 1/31/2025
SPECIAL EVENT	OPERATION CHIP DROP	2/22/2025
A5	2/1/2025 to 2/23/2025	2/24/2025 to 2/28/2025
A1	3/1/2025 to 3/23/2025	3/24/2025 to 3/28/2025
A2	3/31/2025 to 4/27/2025	4/28/2025 to 5/2/2025
SPECIAL EVENT	OPERATION CHIP DROP	5/17/2025
A3	4/28/2025 to 5/25/2025	5/26/2025 to 5/30/2025
A4	6/1/2025 to 6/29/2025	6/30/2025 to 7/4/2025
A5	6/30/2025 to 7/27/2025	7/28/2025 to 8/1/2025
A1	7/28/2025 to 8/24/2025	8/25/2025 to 8/29/2025
A2	9/1/2025 to 9/28/2025	9/29/2025 to 10/3/2025
SPECIAL EVENT	OPERATION CHIP DROP	10/11/2025
A3	9/29/2025 to 10/26/2025	10/27/2025 to 10/31/2025
A4	10/27/2025 to 11/16/2025	11/17/2025 to 11/21/2025
A5	12/1/2025 to 12/28/2025	12/29/2025 to 1/2/2026

Operation Chip Drop—Community wide event to help homeowners with large items such as mattresses, appliances, water heaters, recycling tires, green waste to be chipped. Keeping our hillsides free and clear of litter. Giving local residents to bring in their large items and CHIP or DROP them to be handled safely and appropriately.

Defensible Space – *Be fire Ready!*

Defensible Space Codes HAVE CHANGED In San Diego County



State and Local Fire Codes Identify **THREE** Defensible Space Treatment zones for fuel modification

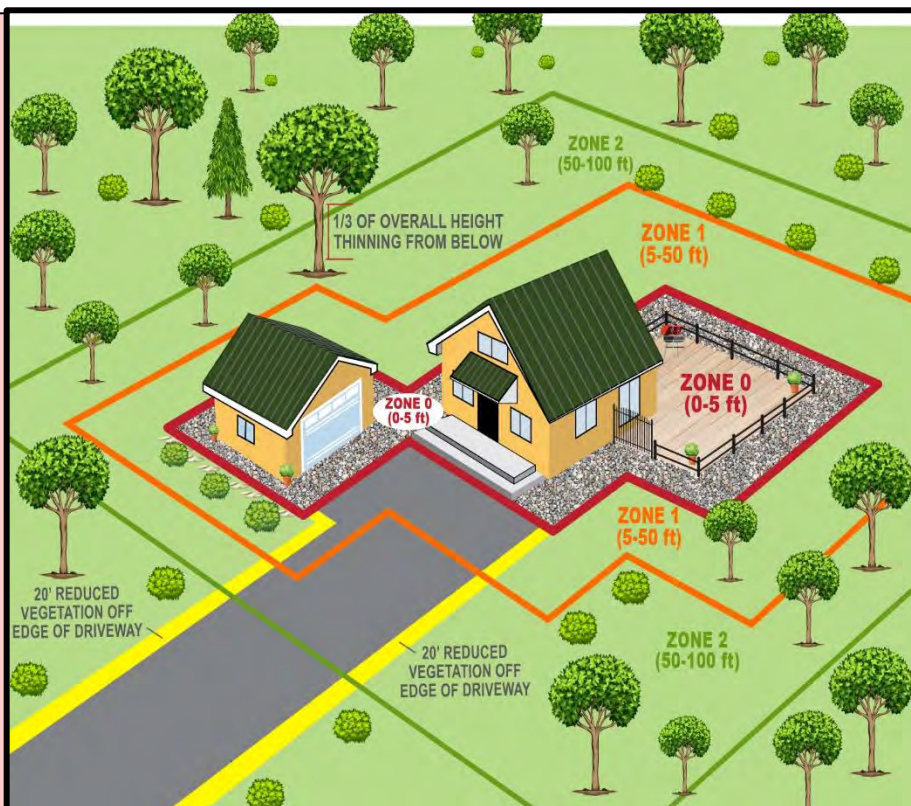
Zone Zero: is 0-5 feet from buildings structures, decks, stairs, or from attachments to building or structures.

This area is a **Non-Combustible Zone**.

REMOVE – REDUCE and REPLACE.

Functions to reduce the potential that embers landing near a building will ignite fuels and expose the area around a home to a direct flame impingement.

1. Use noncombustible materials: rock, stone pavers, cement, bare earth, gravel or sand.
2. Remove leaves, needles, or other vegetation growth from all roofs and gutters.
3. Remove tree limbs that extend into this area.
4. Remove vegetation and items that could ignite from around and under decks.
5. Remove combustible plants and combustible materials/items.
6. Remove wood fencing or gates
7. Use of mulch, bark, rubber bark and or compost shall be prohibited.



Zone One: is 5 - 50 feet from buildings, structures, decks, stairs, or from attachments to building or structures.

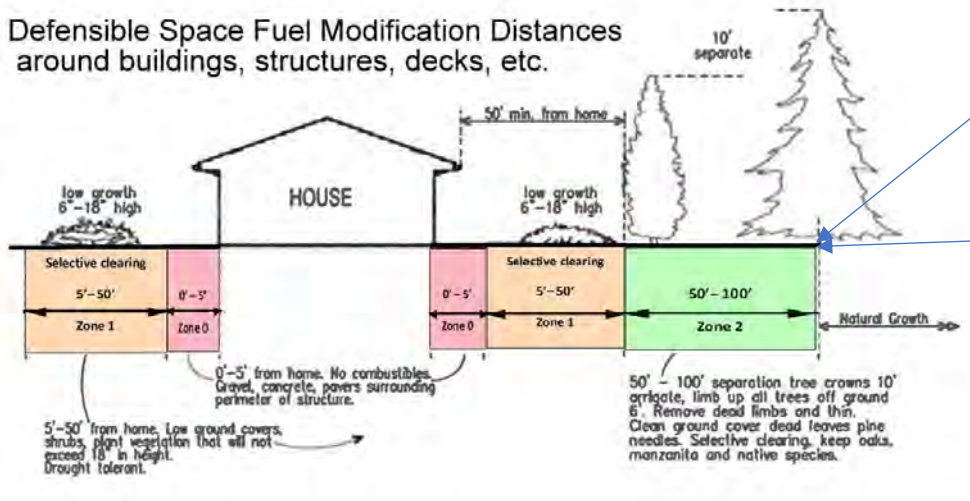
This area requires the greatest reduction of flammable vegetation and consists of low growing fire-resistant plants.

1. Vegetation is low growing 6" to a maximum of 18" in height.
2. Remove dead vegetation and dead trees. Mow - Remove weeds - Prune lower limbs.
3. All branches within ten feet of any chimney or stovepipe must be removed.
4. Weeds and annual grasses maintained to a height not to exceed 6 inches.
5. Reduce the amount of fuel around the structures by separating the space between fuels, and or reshaping the retained fuels by trimming.

Zone Two: is 50 to 100 feet from buildings, structures, decks, stairs or attachments to building or structure.

1. When tree is over 18 feet in height remove lower limbs to create SIX feet of vertical clearance above ground.
2. When tree is less than 18 feet in height – remove lowest limbs that are 1/3 of tree height.
3. Plants/shrubs shall be limbed up off ground, so the lowest branches are 1/3 height of plant/shrub.
4. Create ten-foot separation between tree canopies and remove dead limbs.
5. Reduce the natural vegetation by 50% of the square footage within this area.
6. Weeds and annual grasses maintained to a height not to exceed 4 inches.
7. Remove all dead and dying vegetation.

Defensible Space Fuel Modification Distances around buildings, structures, decks, etc.



- *If tree is greater than 18 feet
In height, limb up
lowest branches to
create six feet clearance
above ground.
- *If tree is less than 18
feet in height, limb low
branches by 1/3 of
height of tree.

- ✓ Stack firewood at least 30 feet away from structures and ten feet off of property line.
- ✓ Maintain a 13-foot 6-inch vertical clearance over all roads and driveways for emergency vehicle access.
- ✓ Remove vegetation to create bare soil within ten feet of ground mounted solar panels.
- ✓ Remove vegetation to create bare soil within ten feet of propane tanks.
- ✓ Remove refuse, trash, cuttings.
- ✓ Lift/remove limbs from bottom 1/3 of trees.
- ✓ Remove all hazardous/combustible vegetation within 20 feet along both sides of driveways and roadways that bound the property.
- ✓ In all cases, fuel reduction means arranging the trees, shrubs and other fuel sources in a way that makes it difficult for fire to transfer from one fuel source to another. It does not mean cutting down all trees and shrubs on the property.



Alpine Fire Protection District

1364 Tavern Road Alpine

Office: 619-445-2635

<https://www.alpinefire.org>

Jason McBroom, Fire Marshal



State and Local Fire Codes:

- **One Hundred feet of Defensible Space is required under the Public Resource Code (PRC) 4291.**
- **San Diego County ordinance for Defensible Space is more stringent than the State of California's minimum requirement in PRC 4291.**
- PRC 4291 – California Public Resources Code 4291.
https://leginfo.ca.gov/faces/codes_displaySection.xhtml?sectionNum=4291.&lawCode=PRC
- County of San Diego, Consolidated Fire Code 2023
<https://cdn.sunrisepowerlinkgrants.com/static/2023%20County%20of%20San%20Diego%20Consolidated%20Fire%20Code%20-%20Final4-13-2023.pdf>

Being Safer from Wildfires

Can Help With Your Insurance



Safer from Wildfires is a ground-up approach to wildfire resilience with three layers of protection — for the structure, the immediate surroundings, and the community. Following these achievable steps can help you save money on your insurance.



Safer from Wildfires was created by an interagency partnership between Insurance Commissioner Ricardo Lara and the emergency response and readiness agencies in Governor Gavin Newsom's administration. Learn more at insurance.ca.gov

3 Ways to Get Started with **Safer from Wildfires**

Don't know where to start? Here are 3 low-cost steps you can take today.



Keep embers out

Installing 1/16 to 1/8 inch noncombustible, corrosion-resistant metal mesh screens over attic vents can keep wind-blown embers out of your house.



Clear the first 5 feet

Removing greenery and replacing wood chips with stone or decomposed granite 5 feet around your home prevents fire from getting a foot in the door.



Be safer together

With Firewise USA, communities as small as 8 dwelling units or as big as 2,500 can create an action plan and start being safer together. Firewise USA is a nationally recognized program with proven results, sponsored by the National Fire Prevention Association.

Do more, save more

Every action under **Safer from Wildfires** will qualify you for an insurance discount. By doing more, you can save more.

- Class A fire-rated roof
- 5-foot ember-resistant zone around the structure
- Noncombustible 6 inches at the bottom of walls
- Ember- and fire-resistant vents
- Double pane windows or added shutters
- Enclosed eaves
- Cleared vegetation and debris from under decks
- Move sheds and outbuildings at least 30 feet away
- Trim trees and remove brush in compliance with state and local defensible space laws
- Neighborhoods can form a Firewise USA community
- Cities, counties, and local districts can become certified as a Fire Risk Reduction Community

Scan to find more resources





Low-Cost Retrofit List

Low-Cost Ways to Harden Your Home

1. When it is time to replace your roof, replace it with a Class A fire-rated roof. [OSFM Wildland Urban Interface \(WUI\) Products](#)
2. Block any spaces between your roof covering and sheathing with noncombustible materials (bird stops).
3. Install a noncombustible gutter cover on gutters to prevent the accumulation of leaves and debris in the gutter.
4. Cover your chimney and stovepipe outlets with a noncombustible corrosion-resistant metal mesh screen ([spark arrestor](#)), with 3/8-inch to 1/2-inch openings.
5. Install ember and flame-resistant vents. Consult your local building official and hire a licensed contractor for this project as these modifications may reduce airflow. [OSFM Wildland Urban Interface \(WUI\) Products.](#)
6. Caulk and plug gaps greater than 1/8-inch around exposed rafters and blocking to prevent ember intrusion into the attic or other enclosed spaces.
7. Inspect exterior siding for dry rot, gaps, cracks, and warping. Caulk or plug gaps greater than 1/8-inch in siding and replace any damaged boards, including those with dry rot.
8. Install weather-stripping to gaps greater than 1/8-inch between garage doors and door frames to prevent ember intrusion. The weather-stripping must be compliant with UL Standard 10C.
9. When it's time to replace your windows, replace them with multi-paned windows that have at least one pane of tempered glass. [OSFM Wildland Urban Interface \(WUI\) Products.](#)
10. When it's time to replace your siding or deck, use compliant noncombustible, ignition-resistant, or other [OSFM Wildland Urban Interface \(WUI\) Products](#)
11. Cover openings to operable skylights with a noncombustible metal mesh screen with openings in the screen not to exceed 1/8 inch.
12. Install a minimum 6-inch metal flashing, applied vertically on the exterior of the wall at the deck-to-wall intersection to protect the combustible siding material.

*This list was developed as a best practices guide and to assist homeowners to ensure their home is more ignition-resistant from wildfires. Low cost can be subjective. Some of these items are based on upgrading to more stringent materials when that feature is up for replacement due to normal maintenance or lifespan, i.e. roofs.

Updated 5/1/2024



Low-Cost Retrofit List

Low-Cost Ways to Create Defensible Space and Enhance the Effects of a Hardened Home

1. Regularly clean your roof, gutters, decks, and the base of walls to avoid the accumulation of fallen leaves, needles, and other flammable materials (see [Defensible Space Webpage](#) for more details).
2. Ensure that all combustible materials are removed from underneath, on top of, or within five feet of a deck.
3. Remove vegetation or other combustible materials that are within five feet of windows and glass doors.
4. Replace wood mulch products within five feet of all structures with noncombustible products such as dirt, stone, or gravel.
5. Remove all dead or dying grass, plants, shrubs, trees, branches, leaves, weeds, and pine needles within 30 feet of all structures or to the property line.
6. Ensure exposed firewood is stored at least 30 feet away from structures or completely covered in a fire-resistant material that will not allow embers to penetrate. Additionally, make sure you have 10 feet of clearance around your wood piles.
7. Be sure to store combustible outdoor furnishings away from your home when not in use.
8. Remember to properly store retractable awnings and umbrellas when not in use so they do not collect leaves and embers.

*This list was developed as a best practices guide and to assist homeowners to ensure their home is more ignition-resistant from wildfires. Low cost can be subjective. Some of these items are based on upgrading to more stringent materials when that feature is up for replacement due to normal maintenance or lifespan, i.e. roofs.

Updated 5/1/2024



ALPINE FIRE PROTECTION DISTRICT

WEED ABATEMENT CONTRACTOR LIST

The Alpine Fire Protection District does not take responsibility for these companies. All contractors who requested to be on this list provided the District with Proof of Liability Insurance and/or Worker's Compensation Insurance. It will be up to the homeowner to verify that the insurance is current. You may also find Weed Control Contractors in the Yellow pages of the phone book. This list is in alphabetical order and provided as a COURTESY ONLY!

KNOCK-EM-OUT TREE SERVICE	Anthony Debenedetti	(619) 971-9812
BUTLER'S WEED ABATEMENT	Tom Butler	(619) 337-4986
EAST COUNTY TRANSITIONAL LIVING CENTER www.ectlc.org	Stephen	(619) 442-0457
FIRE PREVENTION SERVICES (Specialize in poison oak removal) www.fireprevention.net	Alex Osborne	(619) 562-1058
BURGIO LANDSCAPE SERVICES, INC. www.burgiolandscape.com	Chris Burgio	(619) 277-1399
ANTON'S SERVICE INC. www.antonService.com	Anton	(619) 579-9000
ADVANCED WEED & BRUSH CUTTING	Mark	(619) 562-8210
FIREPROTEC WEED, BRUSH, TREE SERVICES www.thefireprotec.com	Ishmel	(619) 961-6250
DW YARDSCAPES https://www.dwyardscapes.com	Matt Kiler	(619) 490-3168
POPE TREE SERVICE www.popetreeservice.com	Dustin Pope	(619) 373-0639
AMERICAN BRUSH MGT.	Peter	(619) 530-3113
TREE OF RIGHTEOUSNESS www.treeofrighteousness.com	Mattheau Villarreal	(619) 530-4172
SLO MOW www.slomow.com	Mike Harnew	(503) 730-4183
Specialty Mowing Services (SMS) www.specialtymowing.com	Martti Silva	(760) 728-1591
ARTISTIC ARBOR GARDENS, INC. info@artisticarborgardens.com	Sarah Alvarado	(858) 503-0159

1364 Tavern Road Alpine, Ca. 91901-3831 Business: (619) 445-2635 Fax: (619) 445- 2634

We are a public safety organization of dedicated professionals whose mission it is to:
Save Lives, Protect Property and the Environment, Serve the Community.
www.alpinefire.org



Alpine/Viejas Fire Safe Council

1364 Tavern Road

Alpine, CA 91901

619-445-2635

www.alpineviejasfsc.org

Serving the communities of Alpine and Viejas

Be prepared for an emergency before and during.....



San Diego County Emergency Alerts – Gives you tools to plan, prepare and respond in an emergency. Also delivers emergency notifications and more.

<https://www.alertsandiego.org/>

<https://www.alertsandiego.org/en-us/preparedness/SDEmergencyApp.html>



- Is a 911 connected APP that notifies you of emergencies happening in your area in real time.



<https://web.pulsepoint.org/>



Watch Duty – Provides real time fire alerts and evacuation updates

<https://www.watchduty.org/>



SDGE Alerts The new PSPS (**P**ower **S**afety **P**ower **S**hut Off) mobile app will help you stay on top of information and updates for potential and active **PSPS** events. Customize to monitor up to five addresses for PSPS's!!

<https://www.sdge.com/alerts-sdge>





USE CODE
'ARMORPRO10' FOR
10% OFF



A company focused on preparing your home and business
against the threat of wildfires!

- Home Assessments and Home Hardening
- Defensible space service options
- Hundreds of 5-Star Reviews
- Self Selecting ArmorPro Shop with world-class products
- License #1116548

CONTACT INFO: ☎ +1 (619)-663-8047 ☎ info@armorprosolutions.us



ABOUT ARMORPRO SOLUTIONS



Explore our curated selection of state-of-the-art products designed to enhance the fire resistance of your home. From advanced ember-resistant roofing materials to fire-resistant window vents, our products are chosen for their reliability and effectiveness to defend your home



Hardened homes that have implemented effective defensible space, fire resistant roofing, ember resistant vents, and other protective measures have demonstrated over 90% survival rates against wildfires.



Our home assessments are a crucial step in understanding and mitigating the wildfire risk any home or business may face. All our Assessors are NFPA Certified Wildfire Mitigation Specialists and passionate about the work they do.



ABOUT US

Welcome to ArmorPro Solutions, your trusted partner in comprehensive home hardening services and wildfire safety solutions. At ArmorPro, we are dedicated to ensuring the safety and security of your home and loved ones by providing cutting-edge products and expert services designed to withstand the challenges posed by wildfires.

At ArmorPro Solutions, our mission is to empower and educate owners with science backed solutions that fortify their homes against the growing threats of wildfires. We want to earn your trust as the one partner you need to call for all your wildfire protection needs.

SERVICES OFFERED:

- Home Assessments
- Fire Vents
- Gutter Guards
- Eave Enclosures
- Decks and Fences
- Fire Retardant Application
- Brush Clearance & Landscaping
- Windows, Doors, & Siding
- Re-Roofs

OUR PARTNERS



Perimeter SOLUTIONS
Quality Products. Exceptional Response.

Gutterglove



BrandGuard Vents

Wuuu

BUSINESS INFO:

2020 Gillespie Way, Ste
106, El Cajon, CA 92020

www.armorprosolutions.com



Call BrandGuard for a **Free Estimate**

1-949-305-8059

www.brandguardvents.com

Email: info@BrandguardVents.com

Brandguard Vents® offers a unique [patented](#) solution that keeps embers out and stops fire from entering your home. Brandguard is the ultimate ember defense component designed to stop embers from entering your home before the fire arrives. Wildfires and brush fires generate ember storms, which spread the fire ahead of the actual front of the fire.

**Vent replacement is a Year 2025 PRIORITY
SUNRISE POWERLINK FIRE MITIGATION GRANT**

80% of homes are destroyed during wildfire due to wind driven embers entering the vents.

Call BrandGuard for more information,
and schedule an estimate.

***The Sunrise Powerlink Fire Mitigation Grants Program
Priority Vent application***









must contain a cost estimate for vent replacement with San Diego County Code compliant vents. Estimate contains cost for vents and installation.

*Priority Vent Grant applications are available from
Sunrise Powerlink Fire Mitigation Grants Program*

619-722-7512

Application period: January 2, 2025 to August 15, 2025

Example of Exterior Vents: Your home may not have all types

Type of Vent	Before	After
Gable End Vent		
Foundation Vent		
Dormer Vent(Roof)		
Soffit Vents		

About California FAIR Plan Home Hardening Discounts



Protect and Save: Homeowner Discounts for Wildfire Preparedness

To promote wildfire resilience and support insurance availability, the California FAIR Plan Association (FAIR Plan) offers discounts to Dwelling Fire policyholders who take steps to make their homes safer from wildfires.

Property-level Home Hardening Discounts

Policyholders can receive discounts on the wildfire portion of their policy premiums by complying with **all listed criteria** for the Immediate Surroundings Protections and/or Structure Protections discounts. These discounts can be obtained separately or together — policyholders do not need to qualify for one discount to qualify for the other. A property that qualifies for both discounts will receive approximately a **14.5% discount** on the wildfire portion of their policy premium, as the second discount is applied to the already discounted premium.

■ IMMEDIATE SURROUNDINGS PROTECTIONS DISCOUNT

Policyholders who comply with all the below criteria qualify for up to a 5% discount on the wildfire portion of their policy premiums.

- Vegetation and debris must be cleared from under decks.
- There must be no combustible sheds or other outbuildings within 30 feet of the dwelling.
- Defensible space must be maintained including trimming trees, clearing of brush, and removing debris from yard, in compliance with California Public Resources Code 4291.
- There must be an ember resistant zone maintained within five feet around the dwelling.

■ STRUCTURE PROTECTIONS DISCOUNT

Policyholders who comply with all the below criteria qualify for a 10% discount on the wildfire portion of their policy premiums.

- Roofs must be Class-A Fire rated.
- There must be a noncombustible 6 inches at the bottom of exterior walls.
- Vents must be ember and fire-resistant.
- Windows must have fire-resistance upgrades (e.g., double paned or added shutters).
- Eaves must be enclosed.

Community-level Home Hardening Discount

■ FIREWISE COMMUNITY DISCOUNT

Policyholders whose properties are located within a designated **Firewise USA Community** can qualify for an **additional 10% discount** (applies to the wildfire portion of the policy's premium).

Consumers are encouraged to work with their broker to identify discounts for which they are eligible.



About the California FAIR Plan

The FAIR Plan is a private association comprised of all insurers licensed to write property insurance in California and is funded primarily through the policies it sells to customers. The FAIR Plan is not a state agency and is not funded by the state or other public agencies.

The FAIR Plan offers basic property insurance for all Californians who cannot access coverage in the voluntary insurance marketplace. As an insurer of "last resort," the FAIR Plan was established by statute to provide a temporary safety net for consumers who need fire insurance until coverage through the voluntary market is available.

To learn more about home hardening, visit the California Department of Insurance Safer from Wildfires [webpage](#) and the National Fire Protection Association's Firewise USA [webpage](#).

**Discounts are applicable as of November 2024 and are subject to change.*



ALPINE/VIEJAS
**FIRE SAFE
COUNCIL**

Reflective Fire Code-Compliant Address Marker Order Form

Please Complete the Following Information:

Name:
Address:
City, State Zip:
Phone Number:

ADDRESS NUMBER REQUESTED

--	--	--	--	--

Note: If your address has fewer than five digits, please X boxes not used.

TYPE OF MARKER

Numbers on **One** side of sign: _____

Numbers on **Both** sides of sign: _____

TYPE OF MARKER

Blue _____ **Green** _____

A Blue sign informs the fire department that you have a 4" stand pipe and a 5,000 gallon or larger functioning water tank on your property.

VERTICAL _____ **HORIZONTAL** _____

Questions: call 1-469-993-4141

(pick up or delivery to be arranged)

Mail Form and Payment

Graceful Foundation

P O BOX 1438

Alpine, CA 91903

Ver: January 2025

FSC use only:		
	Date	initial
received		
complete		
paid		
delivered		

Only
\$45⁰⁰
Each



Signs are 24" x 6" aluminum green or blue reflective background with

4" high ½" wide white numbers. Pole NOT included

County of San Diego Consolidated Fire Code 505.1 Residential property must have a visible address placed at appropriate locations to be plainly visible and legible from the street or roadway fronting the property from either direction of approach.



OPERATION CHIP DROP 2025

February 22, 2025

May 17, 2025

October 11, 2025



Public Safety compliance will be
strictly enforced. Illegal dumping
will NOT be permitted

Community Clean Up Events Alpine & Viejas

VIEJAS RECREATIONAL CENTER

1b VIEJAS GRADE ROAD ALPINE, CA 91901

8:00 AM to 11:00 AM OR UNTIL DUMPSTERS ARE FULL

FIRST COME, FIRST SERVED

- E— Waste
- Large Furniture
- Mattresses
- Water Heaters
- Appliances
- Oversized Items
- Palm Fronds
- Palm Trunks
- Stumps
- Tires NO RIMS
- Batteries
- Trash
- NO OIL or PAINTS
- NO CHEMICALS
- NO CARS
- NO MOTORCYCLES
- YES—Metal
- YES—Recycling
- YES—Lightbulbs

CHIPPER ONSITE TO CHIP GREEN WASTE OPERATED BY AVFSC



Funding provided by Sunrise Powerlink Fire Mitigation Grants Program. Events sponsored by the Alpine/Viejas Fire Safe Council. Event volunteers graciously provided by Team Rubicon. Thank you to our sponsors and all volunteers.

2025