

The Village Breeze

DECEMBER 2022

This Christmas

Mend a quarrel.
Seek out a forgotten friend.
Write a love letter.
Share some treasure.
Give a Soft answer.
Encourage youth.
Keep a promise.
Find the time.
Forgive an enemy.
Listen.
Apologize if you were wrong.
Think first of someone else.
Be kind and gentle.
Laugh a little.
Laugh a little more.
Express your gratitude.
Gladden the heart of a child.
Take pleasure in the beauty and wonder of the earth.
Speak your Love. Speak it again.
Speak it still once again.

Anonymous

- **NO BOD meeting or Workshop in December**
- **December 10th - Christmas Gathering**
- **December 17th - Nighttime Golf Cart Parade**



The POA Office will be closed
for the Holidays on
Monday, Dec 26th and
Monday, Jan 2nd 2023

*Merry Christmas and a
Healthy & Happy New Year,
Pamela & Angela*

It was really heartwarming to see how the village came together after the hurricane and helped each other out with the cleanup. Groups of villagers going yard to yard to clean up their neighbors' yards. With that effort in mind, we have a member of our community who has volunteered to create and keep a list of future volunteers for efforts needed in our village. Jason Eby - (his wife, Liz, volunteers as our secretary for the BOD meetings).

This would include projects to benefit both the village as a whole and individual homeowners who need help with a project or an issue. The ability to keep our POA charges so low are a direct result of a healthy volunteer list and the ability to help a fellow homeowner in need is what we all hope we can aspire to be as neighbors.

If you can donate some of your time, at your discretion, to help with a project, please **contact Jason Eby at 763-772-8248** to be added to the list.

During the months of January and February, Maintenance and Beautification will be working along both sides of Little River Drive clearing the ground along the roadway back a distance of 3-5 feet to allow pedestrians a better and safer area to walk away from vehicle traffic. This will include the removal of weeds, small shrubs, and the trimming of some trees that are protruding into possible pathways. There will be traffic cone on the edge of the roadway to alert vehicular traffic that work is in process. Work hours will be from 8:00 am to 4:00 pm. Due to existing ground and drainage swales, there will be some areas where pedestrian traffic will still have to walk on the paved roadway.

Thank you for your cooperation during this work process.

Jim Brown, BOD Member

RIGHT OF WAY REGULATIONS

(Approved by Board August 19, 2014)

In WV the right of way refers to the land on which the roads are built. The right of way extends from the property line on one side of the road to the property line on the other side of the road. **The area between the pavement and the property line is maintained by the property owner.** The property owner may install an approved driveway or sidewalk perpendicular to the road and cross the area between the property line and the road. Grass or ground cover may be planted without approval.

Permanent items such as railroad ties, landscape timbers, stone walls retaining walls or terraces, shrubs, trees, ornamental items, large stones/rocks, plastic or metal posts may not be placed in the area between the property line and the road. Any other items placed in this area must be submitted to the Architectural Committee and approved by the BOD. All approved items and items previously placed in the right of way, prior to this approval process, must be maintained by the property owner.

The BOD has the right to request any homeowner to remove items from the area between the property line and the road for any reason including safety, drainage, aesthetic issues or for road maintenance and repair.



MAINTENANCE

by Charlie Parker (October Activity)

Building – Terminix termite Pest Control annual inspection Sandpiper heating replaced filters

Pool – Monthly contract and chemicals

Equipment – New battery white GMC truck, diesel gas can, 2 trash cans, ignition for Polaris, gas for all vehicles, equipment misc., bolts, duct tape, and clamps. Set of 4 tires for Polaris. Breaker for power @ circle 4 tarps – volt meter, 2 keys made, replaced light in Ladies Bathroom and case of bulbs.

Total **\$ 5,079.59**

Any questions, contact me.

Charlie Parker

Maintenance Chairperson

336-870-0146

Charlieparker6969@gmail.com

ARCHITECTURAL

by Catherine Schnaars

Architectural Requests as of November 18th

The Architectural Committee approved the following:

- **Dykman**-Replace Gutters; Repaint House , Replace Roof
- **Jackson**-Repair Railing And Deck Stairs
- **Lafayette**-Repaint House
- **Liberty**-Replace Side Door and Install 2 Windows In Dining Room.

The Board approved:

The variance request from 2176 Marion to extend the front porch from 25' to 21'

Catherine Schnaars

Architectural Chairperson

HOSPITALITY

by Deborah Christenburg

Only one purchase since my last report: Welcome to **Brian and Farah Rock**, new owners of 2252 Jackson Circle.

Respectfully submitted,

Deborah Christenburg

Hospitality Chairperson

**WELCOME
Y'ALL**

Social Committee - November 2022

On November 12th we had our last cornhole tournament of the year with twenty-six participants and the weather was fabulous. **The winners were my son, Ryan Lyles, and Joe Lopett of Adams Circle. Second place went to Lisa Buckner of Lafayette Circle and Collin Cool, who is Jim and Betty Brown's son-in-law.** Nice job everyone!

We had a fantastic turnout at the Boat Regatta on November 26th and collected toys for Toys for Tots. Social had the popcorn machine popping while Recreation served hot cocoa as everyone enjoyed watching the boats and waved their glow sticks. Amazingly, our village "stuffed the boat" with an abundance of toys for Toys for Tots. Thank you all for your donations. What a blessing!

Next event is the Christmas Party on December 10th then our Nighttime Golf Cart Parade on December 17th. At the end of the parade, we'll announce the house that received the most votes for the best decorations. There is a mailbox at the clubhouse breezeway on the Social board for you to deposit your votes any time between now and December 17th. Just put the address of your favorite house on the post-it note provided and drop it in. So be sure to get your Christmas decorations up and let's light up the village!

PLEASE NOTE UPCOMING EVENTS

December 10, 2022 @ 6pm

CHRISTMAS PARTY - Dinner and fun playing Dirty Santa. To play bring an unmarked wrapped gift of \$15 to \$20 value.

December 17, 2022 @ 6pm

NIGHTTIME GOLF CART PARADE - We will ride through the village and vote for the Best Decorated House. So, get those lights up! I will also have a box to drop your vote in at the clubhouse for early voting.

January 21, 2023 @ 5pm

2nd ANNUAL CHILI COOKOFF - Bring your best!

February 11, 2023 @ 6pm

WINE & CHEESE PARTY - Let's sip, nibble and laugh!

The 2023 Event Calendar is out and posted at the clubhouse. I have added a few events and changed up a few too. So, make sure you check it out. You do not want to miss anything!

See You in the Village!

Page Kardack,

Social Chairperson

(803) 420-3939 (Text Message)

Page729@gmail.com

Darlene Haney,

Social Assistant Chairperson

(336) 848-5263 (Leave Message)

Darlene.Hayworth@gmail.com

2023 EVENT LINE UP

- January 21, 2023 @ 5pm.....CHILI COOKOFF
- February 11, 2023 @ 6pm.....WINE & CHEESE PARTY
- March 18, 2023 @ 6pm.....POTLUCK DINNER
- April 1, 2023 @ 2pm.....EASTER EGG HUNT
- April 15, 2023 @ 7am-12pm.....YARD SALE
- May 6, 2023 @ 4pm.....CORNHOLE TOURNAMENT
- May 27, 2023 @ 12pm.....MEMORIAL COOKOUT
- June 10, 2023 @ 9am-12pm.....CRAFT EXHIBITION
- June 10, 2023 @ 4pm.....CORNHOLE TOURNAMENT
- July 1, 2023 @ 11am.....GOLF CART PARADE & COOKOUT
- July 22, 2023 @ 4pm.....CORNHOLE TOURNAMENT
- August 12, 2023 @ 4pm.....CORNHOLE TOURNAMENT
- August 19, 2023 @ 6pm.....60's/70's DANCE PARTY
- September 2, 2023 @ 10:30am.....3rd ANNUAL BLOODY MARY MIXOFF
- September 23, 2023 @ 6pm.....LUAU BY THE POOL
- October 14, 2023 @ 7am-12pm.....YARD SALE
- October 28, 2023 @ 2pm.....PUMPKIN CARVING CONTEST
- October 28, 2023 @ 6pm.....HALLOWEEN PARTY
- November 25, 2023 @ Dusk Dark.....BOAT REGATTA & TOYS FOR TOTS
- December 9, 2023 @ 5pm.....CHRISTMAS PARTY
- December 16, 2023 @ 6pm.....NIGHTTIME GOLF CART PARADE

*******NOTE: ALL DATES ARE SUBJECT TO CHANGE.*******

Cornhole Cornhole Cornhole



REGATTA





A Great turnout and a
Good Time For All!



TOYS FOR TOTS
WAS A HUGE SUCCESS,
THANK YOU ALL FOR YOUR
GENEROUS DONATIONS!





Once again, Windjammer Village was asked to be a voting place for this year's Christmas Boat Regatta.

The winners are by category. A big Thank You to those who volunteered to help judge this year.

Debbie White

29 ft. and under

- 1st place #8 Knot Paid (Shain Thompkins)
- 2nd place #1 Watts Up (Ben Dewitt)
- 3rd place #6 Lil Mama (Earl Johnson)

30 ft to 39 ft

- 1st place #20 Miss Hog Island (Jeff Fisher)
- 2nd place #18 Make It Happen (Hal Capps)
- 3rd place #23 Poppies Dream (Chris Edwards)

40 ft to 59 ft

- 1st place #24 We Gone (Nick Smith)
- 2nd place #28 Good Times (Freedom Boat Club)
- 3rd place #22 Mersea (Scot Jones)

Best Overall #17 Doggy Style (Cindy Stewart)





RANDOM STUFF

YOU DIDN'T KNOW YOU NEEDED TO KNOW.

Magic Cleaner

2 oz. Dawn,
4 oz. bottled Lemon Juice,
8 oz. White Vinegar,
10 oz. Water.

The secret is to spray on surface, let sit overnight (or longer) and then wipe with clean, wet cloths to remove residue.

*In the oven, do NOT use heat, just spray, let sit, wipe clean.

*For showers, just spray, rinse and if you like the shine, wipe with dry towels.

*The secret on whatever you chose to clean is to let it sit, then rinse off the residue. Amazing stuff!



Homemade ice cream

Mason Jar Ice Cream



SHAKE FOR 5 MINUTES, THEN FREEZE FOR 3 HOURS.

FOODS THAT WILL HELP OUR WILD FRIENDS DURING COLD WEATHER

guardiansofrescue.org



- Uncooked oats
- Cereal
- Cooked rice (ideally brown)
- Soaked dog kibble
- Wet dog or cat food
- Fresh coconut in the shell
- Baked potatoes
- Suet blocks / bird cake
- Raw peanuts / walnuts / others
- Raw sunflower seeds
- Wild birdseed
- Bread is better than nothing at all, but is very low in nutritional value.



HOW TO COOK A TURKEY

- Step 1. Buy a turkey
- Step 2. Have a glass of wine
- Step 3. Stuff turkey
- Step 4. Have a glass of wine
- Step 5. Put turkey in oven
- Step 6. Relax and have a glass of wine
- Step 7. Turk the bastey
- Step 8. Wine of glass another get
- Step 9. Hunt for meat thermometer
- Step 10. Glass yourself another pour of wine
- Step 11. Bake the wine for 4 hours
- Step 12. Take the oven out of the turkey
- Step 13. Tet the sable
- Step 14. Grab another wottle of bine
- Step 15. Turk the carvey!

65 Fun Christmas Facts to Get You in the Holiday Spirit - Yahoo!

<https://www.yahoo.com/lifestyle/55-fun-christmas-facts-holiday-224020984.html> ▼

Estimated Reading Time: 2 mins

1. Sweden celebrates Christmas with a giant, straw Yule Goat. In Scandinavian countries, the ...
2. Ralphie from A Christmas Story was also in Elf. Back in 1983, a young Peter Billingsley ...
3. Two of Santa's reindeer originally had different names. In the 1823 poem, A Visit from Saint ...
4. The longest-running Santa Claus parade happens in Illinois. Plenty of communities hold ...

See full list on yahoo.com



[65 Fun Christmas Facts to Get You in the Holiday Spirit \(yahoo.com\)](https://www.yahoo.com/lifestyle/55-fun-christmas-facts-holiday-224020984.html)



Slow Cooker Creamy Tortellini Soup

Prep Time 20 mins / **Cook Time** 4 hrs

Creamy, smooth, and easy; soup made with sausage, cream cheese, fresh spinach, diced tomatoes, and cheese tortellini. Set it and forget it in the slow cooker!

Ingredients

- 1 pound Italian sausage
- 1 14 ounce can diced tomatoes
- 1 large yellow onion diced
- 1 large carrot diced
- 2 cloves garlic minced
- 4 ounces cream cheese
- .5 cup heavy cream
- 4 cups chicken broth
- 9 ounces cheese tortellini one package of pre-made tortellini
- 2 large handfuls fresh baby spinach

Instructions

1. Brown sausage, using a wooden spoon to break it up and crumble it as it cooks.
2. Transfer the browned sausage to the slow cooker.
3. Chop the carrots, onions, and garlic and add to the slow cooker.
4. Add the diced tomatoes, cream cheese, heavy cream, and broth.
5. Secure the lid and cook on low for 4 hours, high for 2, until the vegetables are tender and cooked through.
6. Add the cheese tortellini and fresh spinach to the slow cooker and return the lid.
7. Cook another 20 minutes, until the tortellini is heated through and the spinach has wilted.
8. Stir to combine, then serve hot.

Recipe Notes

This creamy, simple recipe is a simple soup to make in your slow cooker. Some people love it so much they only refer to it as "The Soup"; no other name is necessary! It's customizable as well. I like it with crumbled sausage, but you can leave that out or swap for a vegan sausage instead. And add any extra veggies you like as well- I add chopped bell pepper, green beans, and potatoes sometimes!

Apple and Snickers Salad Recipe

Delicious Apple and Snickers Salad that is perfect for potlucks, family holidays, or any day you want a great dessert salad.

Prep Time 20 minutes | **Total Time** 20 minutes | **Servings** 10 | **Calories** 195kcal

Equipment

- Large Mixing Bowl

Ingredients

- 1.5 cups milk cold
- 3.4 oz instant vanilla pudding mix
- 8 oz Cool Whip
- 3-4 apples Granny Smith
- 3-4 Snickers Candy Bars

Don't Forget Dessert!



Instructions

1. Combine cold milk and vanilla instant pudding mix in a bowl with a whisk until mixed together.
2. Let pudding mix stand until set, about 2-3 minutes
3. Cut Snickers bars into pieces, set a small handful to the side to top the salad
4. Fold vanilla pudding mix and Cool Whip together gently.
5. Cut apples into small pieces. Fold apples and snickers into the pudding Cool Whip mixture
6. Refrigerate until you are ready to serve the salad.

Nutrition

Calories: 195kcal | Carbohydrates: 35g | Protein: 3g | Fat: 5g | Saturated Fat: 2g | Trans Fat: 1g | Cholesterol: 7mg | Sodium: 134mg | Potassium: 197mg | Fiber: 2g | Sugar: 27g | Vitamin A: 172IU | Vitamin C: 3mg | Calcium: 89mg | Iron: 1mg

Apple and Snickers Salad Recipe: <https://www.tammileetips.com/apple-and-snickers-salad-recipe/>



If you have something you would like to give away or sell,

Email me, **Charlene Schutte**, at schutte1218@gmail.com

Please attach a photo and description of the item(s) in addition to your contact information.

Deadline to submit:
the 4th Friday of every month
(by 5:00 pm please)

Your items will be advertised each month until you notify me otherwise.

Lazy Boy Power Recliner

with headrest and lumbar support. Remote control.

1 ½ years old.

Excellent condition. Faux leather. Retailed with shipping \$1478.52. Have receipt and instruction book. Selling for a friend.

Need \$600.00

Contact David

843-249-4746




Dr. OZ Power Bed

Queen size mattress. Was kept in the guest bedroom. Used twice. Bought for \$1800.00. Two years old. Selling for a friend. Will sacrifice for

\$800.00

Contact David
843-249-4746




**If interested in any of
these items,
Contact Debbie White
teakatoy@yahoo.com**

**Strapless Dresses
Nicole Miller and a
Rex Lester
Size medium/10**

\$25 each



**Cocktail Dress
Size 8
\$50.00**



**Harley Davidson
ladies small vest
and gloves
like new condition
\$50 for both**



GOLF CART
Refurbished in 2019
Road Ready

Asking \$5,250


Arlene Draper
Cell 843-822-2649



58-piece machinist
clamping set with metal
storage rack.


\$60.00

Contact Rod Doyle
704-941-0865



FREE
4 color cartridges (black,
cyan, magenta, yellow)
Fits Epson XP 530, XP 630,
XP 640, XP 830, XP 7100
Box opened but inner
wrappers not opened.

Alex Hughes
843-249-4955



27 ft BAYLINER 275

\$34,900.00

- **Year: 2007**
- **Current Price: USD**
- **Location: Little River, SC, US**
- **Hull Material: Fiberglass**

**REDUCED PRICE
(AS IS)**



Engine #1 Specs

Make: MerCruiser
Model: 5.7L Bravo III
Drive Description: Stern
Fuel: Unleaded
Engine Power: 250 horsepower
Type: Inboard/Outboard
Propeller type: 3 Blade, Aluminum, Duoprop
Year: 2007



Dimensions:

Overall Length: 27 ft
Beam Measure: 9.42 ft
Maximum Draft: 3.17 ft

Tanks:

Water Tank Capacity: 31 gallon
Fuel Tank Capacity: 77 gallon
Holding Tank Capacity: 20 gallon

Performance:

Drive Type: Stern

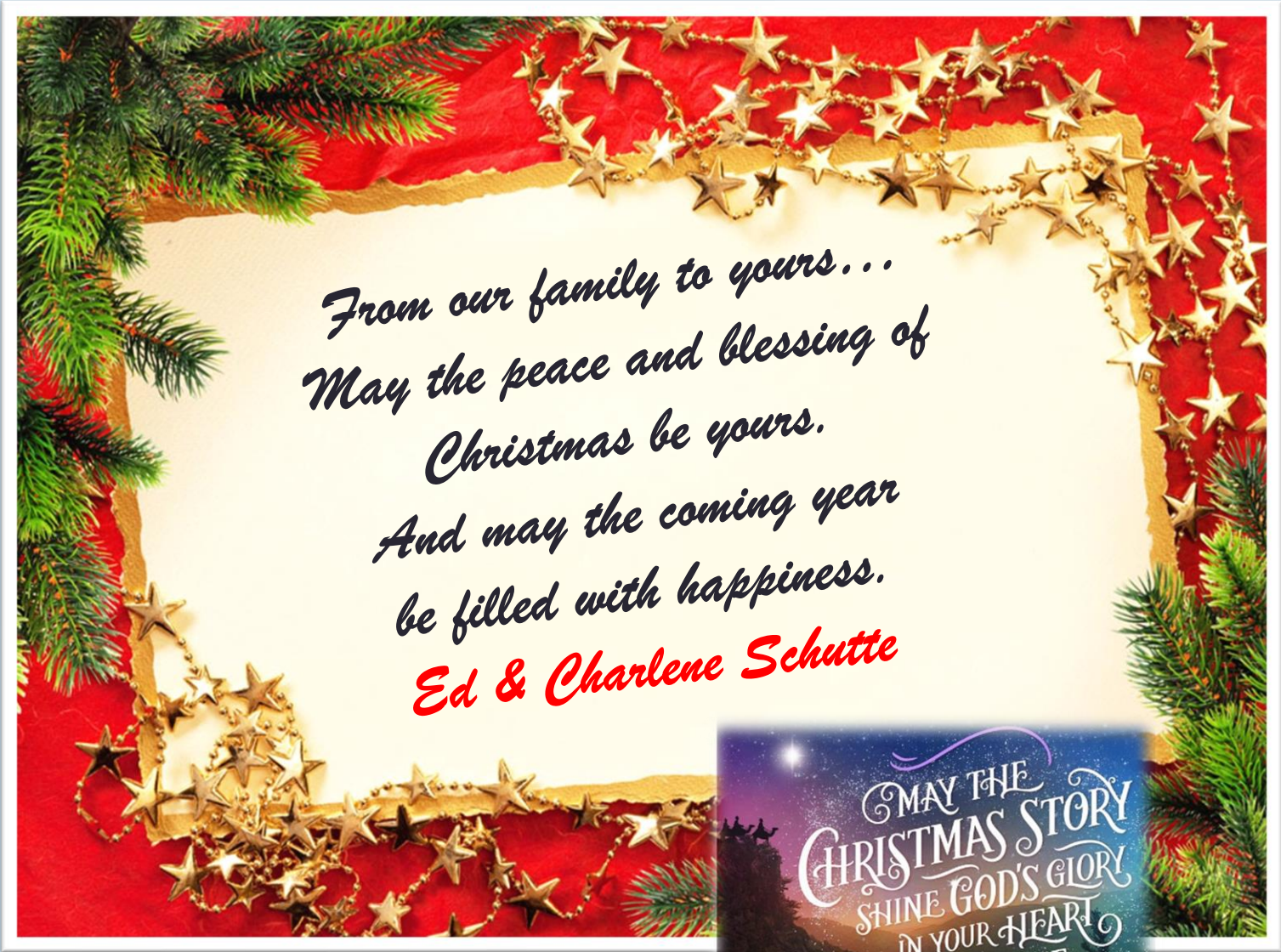
If Interested, contact

Debbie Parker

336-460-0067 (Leave message)

watergirl259@yahoo.com

neighbor
to
neighbor





**GOOD
TO KNOW**

**If you need to
SEND A FAX OR
MAKE COPIES,
please call the POA office
for an appointment.**

843-249-2460

10 cent charge per page.

Come Join the Fun

Line Dancing

**In the Clubhouse
Every Tuesday
From 11 am to 1 pm**

Questions?
text
Sherry Rutledge at
(704) 724-2640

All residents are reminded that only household items, cardboard, and recycling are allowed at the compound. Anything larger or hazardous is to be brought to a recycling center. Locations are as follows:

RECYCLING CENTERS

Brookville

Right at light in Little River (Mineola Ave), left at fork onto HWY 111 and go approximately 3.3 miles. Waste plant is on the right. Hours are:

Sun (1pm-7pm)
Mon, Wed, Fri, and Sat (7am-7pm)
Tues and Thurs (CLOSED)

Highway 90 Waste Plant

Left on HWY 90, approximately 2.4 miles on right. Hours are:

Sun (1pm-7pm)
Mon, Tues, Thurs, Fri and Sat (7am-7pm)
Wed (CLOSED)

Highway 9 Waste Plant

Take HWY 9 approximately 8.7 miles, on left. Hours are:

Sun (1pm-7pm)
Mon, Wed, Thurs, Fri and Sat (7am-7pm)
Tues (CLOSED)

**So....You may not have "stuff" to sell, BUT....
Do you have a service or special skill you would like
to advertise in this Newsletter?**

Some examples:

Yard Work, Manual Labor, Sewing/Mending, Cooking

**OR....do you have a special need you would like to
post as a "HELP WANTED" ad?**

**If so, contact me:
Charlene Schutte at
Schutte1218@gmail.com**

Board of Directors

President – Vicky King vickster1551@gmail.com
1st VP – Bobby Kardack bkardack@yahoo.com
2nd VP – Ed Schutte 126babbitt@sbcglobal.net
Member – Jim Brown jrbrown1946inspector@gmail.com
Member – Scott Faggart farggo2@outlook.com

Meeting Dates

WJV Workshop – 2nd Monday of the month at 7pm
WJV Meeting – 3rd Monday of the month at 7pm

Committee Chairpersons / Board Liaison

Architectural – Kate Schnaars / Vicky King
Beautification – Betty Brown / Vicky King
Budget & Finance – Melissa Basehoar / Vicky King
Compound – Ed Jones / Scott Faggart
Election – Pat Horne / Ed Schutte
GAC – Vacant / Scott Faggart
Hospitality – Deborah Christenburg / Scott Faggart
Insurance – Stanley Cohen / Jim Brown
Maintenance – Charlie Parker / Jim Brown
Publicity – Charlene Schutte / Ed Schutte
Recreation – Katie Jaquin windjammerrecreation@gmail.com / Bobby Kardack
Security – keepwindjammersafe@gmail.com / Ed Schutte
Social – Page Kardack / Bobby Kardack

GOOD TO KNOW:

Library – Carole Heise
Nurses Closet - Kathleen Tatarinchik at 843-602-6910
Volunteer Coordinator – Jason Eby (TEXT: 763-772-8248)

Notary Services:

Carole Grieco
2110 Adams Circle
216-712-2925

Jason Bittigar
2129 Brunswick Circle
843-877-2564



REMEMBER!

Always check your email for news about the Village.
If the subject line has WJV - **IT'S IMPORTANT!**

IF YOU WOULD LIKE TO SUBMIT NEWS-WORTHY INFORMATION TO BE CONSIDERED FOR INCLUSION IN THIS NEWSLETTER, PLEASE CONTACT:

**CHARLENE SCHUTTE AT:
SCHUTTE1218@GMAIL.COM**



Windjammer Village POA

2200 Little River Drive, Little River, SC 29566

Phone: 843-249-2460 | Fax: 843-280-4840

Website: www.windjammerpoa.com

Email: wjvpoa@sc.rr.com

Clubhouse WiFi: WJV1010!

Compound: wjvcompoundcommittee@gmail.com