

WINDJAMMER
VILLAGE



The Village Breeze

JANUARY 2023

HAPPY
NEW
YEAR

2023





**Let's start the new
year out right
folks!**

**NONE OF THIS
STUFF BELONGS IN
OR NEAR MY
TRASH**



Only HOUSEHOLD TRASH is to be placed in
the dumpsters.

Refer to the R/R/R attachment 5 #9 & #14.

**If you have an item that you would like to
give away for free, please put a notice on
the clubhouse bulletin board,
take it to a thrift store,
Or advertise in this newsletter - FOR FREE!**

Let's start the new
year out right!



POLICY & REGULATIONS FOR STORAGE COMPOUND AND DUMPSTERS

9. The WJV POA provides dumpsters at the compound for the disposal of **household trash and recyclables only**.

"Household trash" is defined only as items that would be disposed of in a kitchen trash can.

Items such as appliances, carpet, carpet pads, construction/renovation material, tires, car batteries, oil/gasoline, paint, combustible liquids, lawn furniture, bedding, pillows, mattresses, landscape timbers, electrical appliances, aerosol cans, large bulky items, large children's toys, benches, luggage, golf club bags, furniture, lamps, car parts, televisions, computers, or any other items otherwise not considered "Household Trash" are prohibited in the dumpsters. Any items prohibited from disposal from state or local law are also prohibited.

14. Disposal of non-household trash in any dumpster will result in a fee due by the property owner to cover the costs of the proper disposal of this non-household trash at the nearby Solid Waste Center. This fee will be no less than \$75 dollars, but may be increased depending on the type, size and weight of the unauthorized trash.

- **JAN 9 – BOD Workshop 7pm**
- **JAN 16 – BOD Mtg. 7pm**
- **See Social Report for more**



MARK
YOUR
CALENDAR!

Social Committee – December 2022

The Christmas Dinner on December 10th was a blast! Attendance doubled from last year with approximately 90 people attending but we had plenty of delicious food to feed them all. There were 42 participants who played the Dirty Santa game and we shared so many laughs together. Be sure to look at all the pictures!

On December 17th we had our first nighttime parade. Ten (10) golf carts toured the neighborhood looking at the Christmas lights. After the parade, the votes were counted for the best decorated house. With 9 votes, 2111 Lexington Circle was voted the best. Yes, this is my house. No, we didn't vote for our own house. We actually did not vote at all. Apparently, all my husband's hard work campaigning for votes paid off. (LOL) Nice job, Brian! Honorable mention, with 6 votes, goes to 2120 Lexington Circle. Way to go, Lexington Circle and the other houses that decorated. Everyone's house looked amazing!

PLEASE NOTE UPCOMING EVENTS DATES AND TIMES:

January 21, 2023 @ 5pm

2nd ANNUAL CHILI COOKOFF – Bring your best!

February 11, 2023 @ 6pm

WINE & CHEESE PARTY – Let's sip, nibble and laugh!

Don't forget to check out the bulletin board in the breezeway at the clubhouse. The 2023 Event Calendar is posted there, and you do not want to miss anything!

See You in the Village!

Page Kardack,
Social Chairperson
(803) 420-3939 (Text Message)
Page729@gmail.com

Darlene Haney,
Social Assistant Chairperson
(336) 848-5263 (Leave Message)
Darlene.Hayworth@gmail.com


A Windjammer Christmas Gathering.. Come On In Y'all





Ummm,
Hungry?







Let the Games begin!



DIRTY SANTA RULES

1. Each guest brings an unmarked, wrapped gift that adheres to the budget and theme (if any) determined by the host. Wrapping should be interesting, deceitful, or enticing.
2. Gifts should be displayed in a way that they are visible to everyone.
3. Each guest draws a number to determine the order in which the game is played. The first player selects a gift from the pile (or under the tree) and opens it for everyone to see.
4. The next person (and all players thereafter), get to decide if they want to steal a previously opened gift or select an unopened from the pile. If a gift is stolen, the "victim" gets the chance to steal from another player, or open a brand-new gift. They cannot steal the same gift that was just stolen from them. However, they will get a chance to steal it back should their new gift also be stolen.
5. This process continues until there are no gifts left in the pile.



**What the heck
am I going to
do with these?**





**Y'all Gotta STOP
stealing my
Gifts!**



**First the truck
and then every
time I get a
good bottle of
booze!
(!#*!~#*)**





**Oh quit your
complaining
Rich!**



**But, I
DON'T WANT
this one!**

**Now THIS is MY
kind of
candy cane!**

**I want the
TRUCK back!**



That's a nice quilt. I think I might steal that.

She took my bull horn!

You BET I did!

Not for long...hand it over.

I'll take this off your hands. Thank you.



What a crew
huh? Gotta
love 'em.





**The "Coveted Gift" of the night with
the most steals and mileage on it
before it ever left the clubhouse.**








**That
was
Fun!**



Windjammer Lights Up



2111 Lexington Circle



2120 Lexington Circle



RANDOM STUFF

YOU DIDN'T KNOW
YOU NEEDED TO KNOW.



126 Fun Facts 2022 - Interesting, Random
Facts You Didn't Know (womansday.com)

- Rubber bands will last much longer when they are refrigerated.

When a rubber band is placed in the fridge, it causes the polymers to relax. This keeps the band from breaking down as fast as it normally does.

- The eye of an ostrich is bigger than its brain.

Its eyes are around the size of a billiard ball. One eye is also smaller than the other. Perhaps this is why they tend to run in circles.

- Putting sugar on a cut will make it heal faster.

Pour some sugar on top of the wound and wrap it with a bandage. The granules of the sugar crystals will absorb any moisture that bacteria thrive on. How's that for some sweet treat?

- You can't hum while holding your nose. I bet you just tried it, didn't you?

300 Random Facts No One Knows What To Do With - Facts.net



DISCLAIMER

Photo NOT taken in WJV. But NOT a bad idea.





Easy Crockpot Chicken & Gravy

This creamy slow cooker chicken dinner recipe is a huge hit with my family! Even your picky eaters will lick their plate clean. It's incredibly easy to make with just a few simple and cheap ingredients. Perfect for busy weeknight meals!

Ingredients

- 2-3 large boneless chicken breasts (approximately 1.5 pounds)
- 2 packets chicken gravy mix
- 1 (10.5oz) can cream of chicken soup
- 1 1/2 cups water
- 1/2 cup sour cream
- pepper and garlic powder to taste
- mashed potatoes, rice or pasta for serving

Instructions

1. Generously season your chicken breasts with black pepper and garlic powder.
2. In your crockpot, whisk together the water, cream of chicken soup and both packets of chicken gravy mix.
3. Add the seasoned chicken breasts and use a spoon to cover them well with the gravy mixture.
4. Cover and cook on LOW for 6-8 hours or until the chicken shreds easily.
5. Once cooked, use a couple of forks to shred the chicken into small pieces.
6. Stir in the sour cream and allow it to warm for an additional 15 minutes.
7. Serve over mashed potatoes, rice or pasta.

Recipe Notes

- You may want to add a touch of salt at the end. My family is salt sensitive and find the salt that's in the soup and gravy mix to be plenty.
- I like my gravy thick and creamy, but you can add an additional 1/2 cup of water if you prefer it more juicy.

Trisha Yearwood's Pimiento Cheese Spread

"A pimiento cheese sandwich is a true Southern staple," Trisha says. Try slathering this on a biscuit with a slice of summer tomato for a quick appetizer.

By **BHG Test Kitchen** | Published on May 1, 2013

Prep Time: 35 mins

Total Time: 35 mins

Ingredients

2 7 ounce jars sliced pimientos or 4, 4-ounce jars, drained

3 10 ounce bricks sharp cheddar cheese, finely shredded

1 cup mayonnaise

Directions

Step 1

Place the drained pimientos in a blender or food processor and puree until almost smooth. In a very large bowl, using an electric mixer, combine the cheese and pimiento, beating until almost smooth. Beat in the mayonnaise. The spread may be stored, covered, in the refrigerator for up to 1 week. Remove the spread from the refrigerator and allow it to reach room temperature before serving.

Nutrition Facts

Per serving: 157 calories; total fat 14g; saturated fat 6g; cholesterol 31mg; sodium 211mg; total carbohydrate 1g; total sugars 1g; protein 7g; vitamin c 10.5mg; calcium 193mg; iron 0.4mg; potassium 47mg; folate, total 5.9mcg; vitamin b-12 0.2mcg

Don't Forget Dessert!



Wendy's
HOMEMADE FROSTY

 **½ GALLON CHOCOLATE MILK**

 **14 oz EAGLE BRAND MILK**

 **8 oz COOL WHIP**

Mix all ingredients and freeze
Mixture will not freeze, just thickens
like a milkshake



Wish my Mom
could make
Baby Ruth
Cookies . . .

Aw—it's easy—
You could make
'em yourself! . . .

Mrs. Helen Watson, Fort Worth, Texas
**How to make delicious
Baby Ruth Cookies**

½ cup butter, or	1 ⅓ cups flour
other shortening	½ teaspoon soda
¾ cup white sugar	½ teaspoon salt
1 egg	½ teaspoon vanilla

2 Curtiss 5c Baby Ruth bars, cut in small pieces

Cream butter and sugar until smooth. Beat in egg. Stir in other ingredients. Chill and drop by half teaspoonful on greased cookie sheet. Bake in a moderately hot oven (375° F.) for 10-12 minutes. Makes 75 cookies.





Lazy Boy Power Recliner

with headrest and lumbar support. Remote control.


1 ½ years old.

Excellent condition. Faux leather. Retailed with shipping \$1478.52. Have receipt and instruction book. Selling for a friend.

Need \$600.00

Contact David

843-249-4746



If you have something you would like to give away or sell,

Email me, Charlene Schutte, at schutte1218@gmail.com

Please attach a photo and description of the item(s) in addition to your contact information.

**Deadline to submit:
the 4th Friday of every month
(by 5:00 pm please)**

Your items will be advertised each month until you notify me otherwise.



Dr. OZ Power Bed

Queen size mattress. Was kept in the guest bedroom. Used twice. Bought for \$1800.00. Two years old. Selling for a friend. Will sacrifice for

\$800.00

Contact David

843-249-4746





**"Craftsman"
Riding Mower**

**It Runs and Cuts
but needs some
work.**

Asking \$200

**Call Patrick at
843-427-4820**

**GOLF CART
Refurbished in 2019
Road Ready**

Asking \$5,250

**Richard Gherri
Cell 843-822-2649**



**58-piece machinist
clamping set with
metal storage rack.**

\$60.00

**Contact Rod Doyle
704-941-0865**

27 ft BAYLINER 275

\$34,900.00

- **Year: 2007**
- **Current Price: USD**
- **Location: Little River, SC, US**
- **Hull Material: Fiberglass**

**REDUCED PRICE
(AS IS)**



Engine #1 Specs

Make: MerCruiser

Model: 5.7L Bravo III

Drive Description: Stern

Fuel: Unleaded

Engine Power: 250 horsepower

Type: Inboard/Outboard

Propeller type: 3 Blade, Aluminum, Duoprop

Year: 2007



Dimensions:

Overall Length: 27 ft

Beam Measure: 9.42 ft

Maximum Draft: 3.17 ft

Tanks:

Water Tank Capacity: 31 gallon

Fuel Tank Capacity: 77 gallon

Holding Tank Capacity: 20 gallon

Performance:

Drive Type: Stern

If Interested, contact

Debbie Parker

336-460-0067 (Leave message)

watergirl259@yahoo.com

ARE YOU A CRAFTER?

Would you like to share your ideas, or would you be interested in learning a new craft?

There will be a group meeting at the
WJV Community Room on

Wednesday January 25th at 6pm.

This is strictly a PLANNING mtg to discuss ideas of how this could be a regular Bi-weekly or monthly group gathering.

Bring your CREATIVE minds to help us plan an activity to help us through the long COLD winter. Any questions can be sent to me (Cindy Lopett) at

cynthialopett@gmail.com

Thank You



If you need to
**SEND A FAX OR
MAKE COPIES,**
please call the POA office
for an appointment.

843-249-2460

10 cent charge per page.

Come Join the Fun

Line Dancing

**In the Clubhouse
Every Tuesday
From 11 am to 1 pm**

Questions?
text
Sherry Rutledge at
(704) 724-2640

All residents are reminded that only household items, cardboard, and recycling are allowed at the compound. Anything larger or hazardous is to be brought to a recycling center. Locations are as follows:

RECYCLING CENTERS

Brookville

Right at light in Little River (Mineola Ave), left at fork onto HWY 111 and go approximately 3.3 miles. Waste plant is on the right. Hours are:

Sun (1pm-7pm)
Mon, Wed, Fri, and Sat (7am-7pm)
Tues and Thurs (CLOSED)

Highway 90 Waste Plant

Left on HWY 90, approximately 2.4 miles on right. Hours are:

Sun (1pm-7pm)
Mon, Tues, Thurs, Fri and Sat (7am-7pm)
Wed (CLOSED)

Highway 9 Waste Plant

Take HWY 9 approximately 8.7 miles, on left. Hours are:

Sun (1pm-7pm)
Mon, Wed, Thurs, Fri and Sat (7am-7pm)
Tues (CLOSED)

**So....You may not have "stuff" to sell, BUT....
Do you have a service or special skill you would like
to advertise in this Newsletter?**

Some examples:

Yard Work, Manual Labor, Sewing/Mending, Cooking

**OR....do you have a special need you would like to
post as a "HELP WANTED" ad?**

If so, contact me:
Charlene Schutte at
Schutte1218@gmail.com

New Year Prayer

A special prayer is offered
For you

On New Year's Day—

May God in His unceasing love
Send many gifts your way,
And may He fill your heart with peace
And be forever near,
Blessing you and guiding you
Throughout the coming year.
Happy New Year

Board of Directors

<u>President</u> – Vicky King	vickster1551@gmail.com
<u>1st VP</u> – Bobby Kardack	bkardack@yahoo.com
<u>2nd VP</u> – Ed Schutte	126babbitt@sbcglobal.net
<u>Member</u> – Jim Brown	jrbrown1946inspector@gmail.com
<u>Member</u> – Scott Faggart	farggo2@outlook.com



Meeting Dates

WJV Workshop – 2nd Monday of the month at 7pm
WJV Meeting – 3rd Monday of the month at 7pm

Committee Chairpersons / Board Liaison

Architectural – Kate Schnaars / Vicky King
Beautification – Betty Brown / Vicky King
Budget & Finance – Melissa Basehoar / Vicky King
Compound – Ed Jones / Scott Faggart
Election – Pat Horne / Ed Schutte
GAC – Vacant / Scott Faggart
Hospitality – Deborah Christenburg / Scott Faggart
Insurance – Stanley Cohen / Jim Brown
Maintenance – Charlie Parker / Jim Brown
Publicity – Charlene Schutte / Ed Schutte
Recreation – Katie Jaquin windjammerrecreation@gmail.com / Bobby Kardack
Security – keepwindjammersafe@gmail.com / Ed Schutte
Social – Page Kardack / Bobby Kardack

GOOD TO KNOW:

Library – Carole Heise
Nurses Closet – Kathleen Tatarinchik at 843-602-6910
Volunteer Coordinator – Jason Eby (TEXT: 763-772-8248)

Notary Services:

Carole Grieco
2110 Adams Circle
216-712-2925

Jason Bittigar
2129 Brunswick Circle
843-877-2564

REMEMBER!

Always check your email for news
about the Village.
If the subject line has WJV –
IT'S IMPORTANT!

**IF YOU WOULD LIKE TO SUBMIT
NEWS-WORTHY INFORMATION TO
BE CONSIDERED FOR INCLUSION
IN THIS NEWSLETTER, PLEASE
CONTACT:**

**CHARLENE SCHUTTE AT:
SCHUTTE1218@GMAIL.COM**



Windjammer Village POA

2200 Little River Drive, Little River, SC 29566

Phone: 843-249-2460 | Fax: 843-280-4840

Website: www.windjammerpoa.com

Email: wjvpoa@sc.rr.com

Clubhouse WiFi: WJV1010!

Compound: wjvcompoundcommittee@gmail.com