

2023 Rules of Golf: Free Relief and Penalty Relief

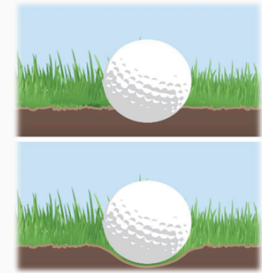
Association Name or Logo

USGA

2023 Rules of Golf – Free Relief

Embedded Ball Free Relief

- Ball **NOT** Embedded, if:
 - ✓ It has been stepped on (or run over by a cart),
 - ✓ Driven into ground without becoming airborne, or
 - ✓ As a result of dropping it



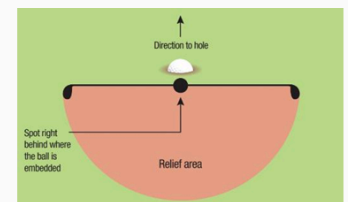
Association Name or Logo

USGA

2023 Rules of Golf – Free Relief

Embedded Ball Free Relief in General Area

- **Reference Point:**
 - ✓ Spot right behind where ball embedded in the general area
- **Relief Area:**
 - ✓ One club-length,
 - ✓ Not nearer hole than reference point, and
 - ✓ In general area



Association Name or Logo

USGA

Embedded Ball Free Relief in General Area

- Two Exceptions – No relief
 - ✓ Ball embedded in sand
 - In part of general area,
 - Not cut to fairway height or less
 - ✓ Interference from something else makes stroke clearly unreasonable



Options for Ball in Penalty Area

- When Ball Is In Penalty Area (17.1a)
 - ✓ When any part of the ball:
 - Lies in or touches the ground or anything else inside penalty area
 - Is above the edge or any other part of penalty area
- Player May Play Ball as It Lies or Take Penalty Relief (17.1b)
 - ✓ The player may either:
 - Play the ball as it lies without penalty, under the same Rules that apply to a ball in the general area
 - Play a ball from outside the penalty area by taking relief

Definition: Penalty Area

- Two types of penalty areas:
 - ✓ **Yellow** penalty areas – 2 relief options (Rules 17.1d(1) and (2))
 - ✓ **Red** penalty areas – 3 relief options (& Rule 17.1d(3))

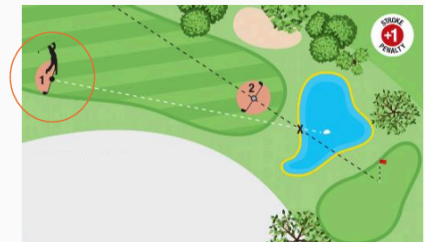
*If the color of a penalty area has not been marked or indicated by the Committee, it is treated as a **red** penalty area.



Relief for Ball in Penalty Area (17.1d)

1) Stroke-and-Distance Relief

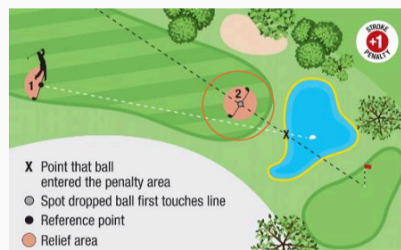
- Player may play from where the previous stroke was made (Rule 14.6).



Relief for Ball in Penalty Area (17.1d)

2) Back-On-the-Line Relief

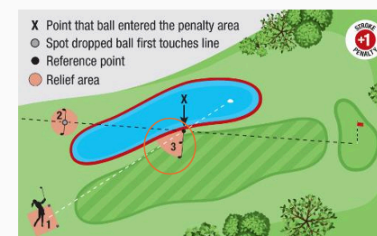
- Player must drop on the line going straight back from the hole through the estimated point where the original ball last crossed the edge of the penalty area.



Relief for Ball in Penalty Area (17.1d)

3) Lateral Relief (Red Only)

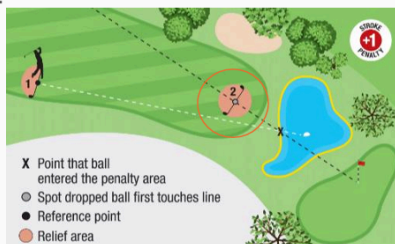
- **Reference Point:**
 - ✓ Estimated point where the original ball last crossed the edge of the red penalty area



Relief for Ball in Penalty Area (17.1d)

2) Back-On-the-Line Relief

- **Relief Area:**
 - ✓ One club-length,
 - ✓ In any direction
 - ✓ Any area of course except same penalty area



Overview – Stroke and Distance; Ball Lost or Out of Bounds; Provisional Ball

- Definition of Lost and Out of Bounds
- Relief Under Penalty of Stroke and Distance Allowed at Any Time (Rule 18.1)
- Ball Lost or Out of Bounds: Stroke-and-Distance Relief Must Be Taken (18.2)
- Provisional Ball (18.3)

Definition: Lost

- Player (or the player's partner or partner's caddie) has **three minutes** to search for ball
- If the search begins and is then temporarily interrupted for a good reason, the time between the interruption and when the search resumes does not count

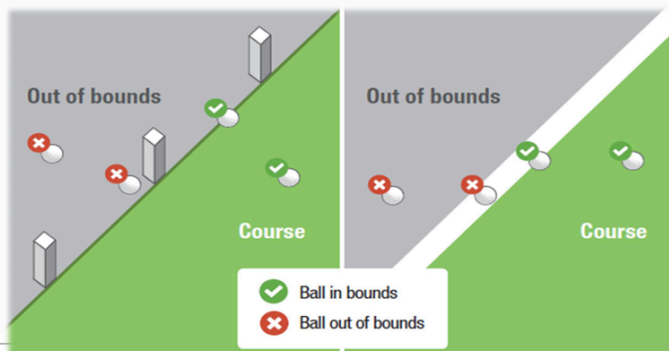


Relief Under Penalty of Stroke and Distance Allowed at Any Time

- **At any time**, a player may take stroke-and-distance relief by adding one penalty stroke and playing the original ball or another ball from where the previous stroke was made.



Definition: Out of Bounds



Ball Lost or Out of Bounds: Stroke-and-Distance Relief Must Be Taken

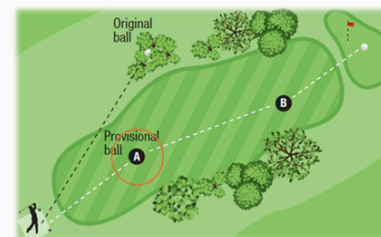
- If a ball is lost or out of bounds, the player **must** take stroke-and-distance relief
- Exception:
 - ✓ Player may substitute another ball under other Rule when it is known or virtually certain what happened to the ball (ex: came to rest in penalty area, moved by outside influence, etc.)

When Provisional Ball Is Allowed

- If a ball may be lost outside a penalty area or be out of bounds, to save time the player may play another ball provisionally under penalty of stroke and distance

Playing Provisional Ball Until It Becomes the Ball In Play or Is Abandoned

- Playing Provisional Ball More Than Once
 - ✓ Player may continue to play provisional ball so long as it is played from a spot the same distance or farther from the hole than where the original is estimated to be.



Announcing Play of Provisional Ball

- Player must announce that he or she is going to play a provisional ball:
 - ✓ Player **must** use the word “provisional” or clearly indicate that he or she is playing a ball provisionally under Rule 18.3.

Playing Provisional Ball Until It Becomes the Ball In Play or Is Abandoned

- When Provisional Ball Becomes Ball In Play:
 - ✓ When original ball is lost anywhere on course except penalty area or is out of bounds
 - ✓ When provisional ball is played from spot nearer hole than original ball is estimated to be

