

## Broadway On Demand Purchase + Viewing Instructions for a Live Event

### PURCHASING YOUR STREAM

#### STEP 1: Locate the production you want to purchase

Click [\[this link\]](#) to be taken directly to the event show page. It should look something like the photo below.



#### STEP 2: Click Pre-Order Now! at the bottom of the page to be taken to the payment page

\*Please note the Pre-Order Now! button won't appear if you have already paid for the event or the event is free of charge. You may simply return to the event show page when it's time for the show.

#### STEP 3: Log in /Create an Account

If you haven't done so already, you will be prompted to either log in or create an account. If you are already logged in to your BOD account you will be taken directly to the payment page.

- **If you already have a Broadway On Demand account:**

Enter your email and password and click **Submit**.

- **If you don't already have a Broadway On Demand account:**

Select **Click here to Sign Up**.

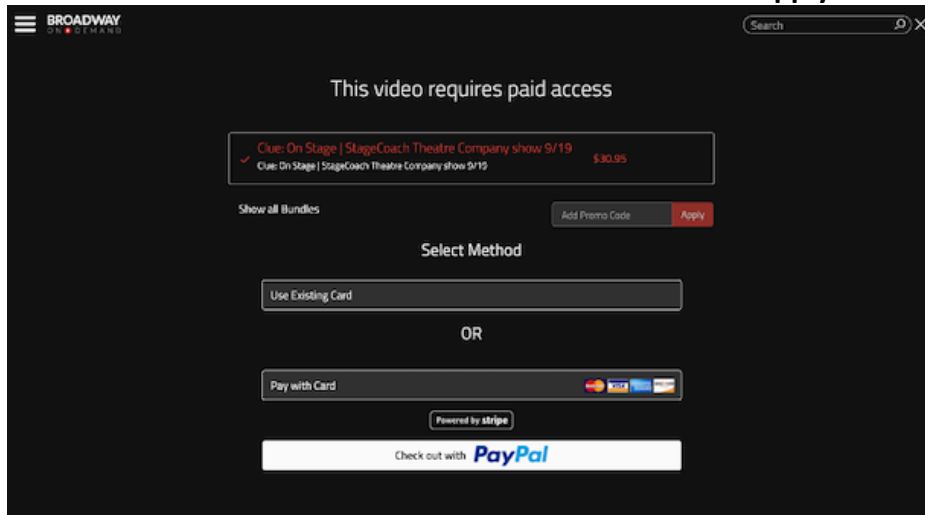
You will be asked to enter an email and password and click **Submit**.

A screenshot of the Broadway On Demand website showing the login page. The page has a dark background with a search bar at the top. Below the search bar, the text reads 'Log in to continue watching!'. In the center, there is a 'Log In' button with a person icon. Below the button, there are two input fields: 'Email' and 'Password'. Below the input fields, there is a red 'Submit' button. At the bottom of the page, there is a link that says 'Forgot password?' and another link that says 'Don't have an account? Click here to Sign Up'.

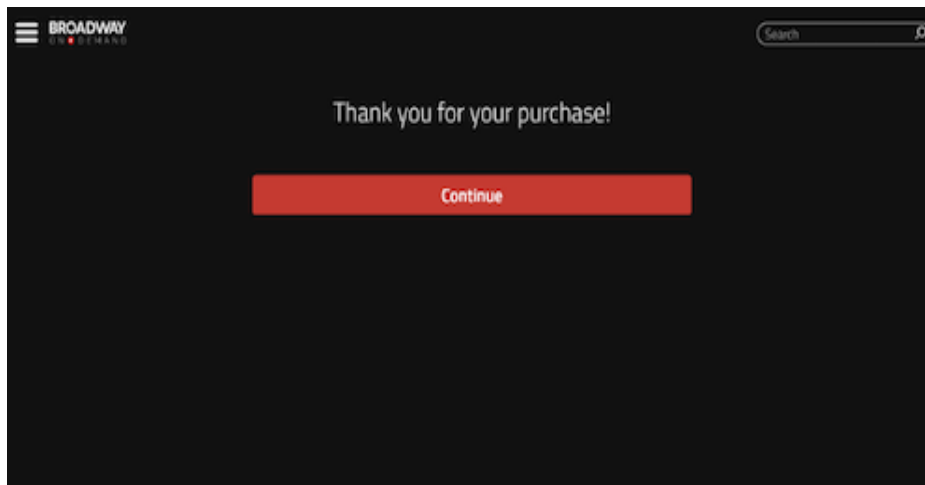
#### **STEP 4: Pay for Your Stream**

Once you've logged in or created your account, you will be automatically taken to the payment page. Here you can pay for the stream with a credit card or PayPal.

If you've been given a Promo code (sometimes referred to as "Comp code" or "Access Code"), enter the code into the "Add Promo Code" field and click **Apply**.



Confirm your purchase to complete the transaction.



Congratulations! You've completed your purchase and now are ready for the show!

Still have questions? [Click here](#) for a helpful video tutorial.

## WATCHING YOUR STREAM

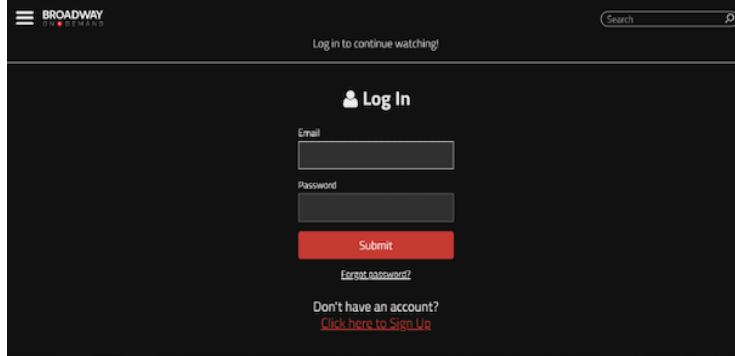
### **STEP 1:** Navigate to the Production Show Page

Click [\[this link\]](#) to be taken directly to the event show page.

*Hint: this is the same link you clicked to purchase the event*

### **STEP 2:** Log in to your account

If you haven't done so already, you will be prompted to log in to your account.



*Hint: We recommend logging in 5-10 minutes prior to show time.*

### **STEP 3:** Enjoy the show

Once logged in:

- If you arrive prior to the start time, you will see the event countdown page.



- If the event has started, you will see the production on this page.



Enjoy the show!

If you experience any difficulties trying to purchase or access the production, please email [info@broadwayondemand.com](mailto:info@broadwayondemand.com).