



Certificate of Analysis

PASSED



Harvest/Lot ID: Source Batch #: 07112625BLM
Batch #: 07112625BLM-I2
Harvest Date: 11/19/25
Manufacturing Date: 01/28/26
Production Method: Indoor
Total Amount: 7 gram


Lab ID: TE60129003-001
Ordered: 01/29/26
Sampled Date: 01/29/26
Sample Collection Time: 10:45 AM
Sample Size: 17.83 gram
Completed: 02/03/26

Liv Life

2320 E. Baseline Rd
 Phoenix, AZ, AZ, 85042, US
License # : 00000110ESBL46708127

SAFETY RESULTS

MISC.

| | | | | | | | | | |
|--|---|--|---|---|---|--|---|--|---|
|  Pesticide PASSED |  Heavy Metals PASSED |  Microbial PASSED |  Mycotoxins PASSED |  Solvents PASSED |  Filtr/Foreign Material NOT TESTED |  Water Activity NOT TESTED |  Moisture Content NOT TESTED |  Vitamin E NOT TESTED |  Terpenes NOT TESTED |
|--|---|--|---|---|---|--|---|--|---|



Cannabinoid

PASSED



Total THC
39.0930%



Total CBD
ND



Total Cannabinoids Q3
44.8170%

| | D9-THC | THCA | CBD | CBDA | CBG | CBGA | CBN | D8-THC | THCV | CBDV | CBC |
|-----------|--------|----------|--------|--------|--------|--------|--------|--------|--------|--------|--------|
| % | 0.6330 | 43.8540 | ND | ND | ND | 0.3300 | ND | ND | ND | ND | ND |
| mg/g | 6.3300 | 438.5400 | ND | ND | ND | 3.3000 | ND | ND | ND | ND | ND |
| LOD | 0.0001 | 0.0001 | 0.0001 | 0.0010 | 0.0010 | 0.0010 | 0.0010 | 0.0010 | 0.0010 | 0.0010 | 0.0001 |
| LOQ | 0.0001 | 0.0010 | 0.0010 | 0.0010 | 0.0010 | 0.0010 | 0.0010 | 0.0010 | 0.0010 | 0.0010 | 0.0010 |
| Qualifier | % | % | % | % | % | % | % | % | % | % | % |

Analyzed by: 333, 540, 432, 545 **Weight:** 0.2015g **Extraction date:** 01/29/26 16:34:56 **Extracted by:** 333,409

Analysis Method : SOP.T.30.500, SOP.T.30.031, SOP.T.40.031
Analytical Batch : TE012471POT
Instrument Used : TE-004 "Blossom" (Flower) **Batch Date :** 01/29/26 10:51:39
Analyzed Date : 01/30/26 08:49:13

Dilution : 800
Reagent : 012726.R05; 012726.R06; 111025.R11; 011326.R13
Consumables : 0000179471; 9479291.023; 8000038072; 05525055; 060225CH01; 1010628866; 1; 1010435125; 04402004; GD240004
Pipette : TE-073 SN:RU31809; TE-059 SN:20A04528 (20-200uL); TE-064 SN:20B27672 (100-1000uL); TE-164 SN: 21H24198 (Isopropanol)

Full spectrum cannabinoid analysis utilizing High Performance Liquid Chromatography with Photo Diode Array detector (HPLC-PDA) for analysis. (Methods: SOP.T.30.500 for sample homogenization, SOP.T.30.031 for sample prep, SOP.T.40.031 for analysis on Shimadzu LC-20X0 series HPLCs). Potency results for cannabis flower products are reported on an "as received" basis, without moisture correction.



Pesticide

PASSED

| ANALYTES | UNIT | LOD | LOQ | LIMIT | PASS/FAIL | RESULT | QUALIFIER |
|-----------------------------|------|--------|--------|-------|-----------|--------|-----------|
| AVERMECTINS (ABAMECTIN B1A) | ppm | 0.0170 | 0.2500 | 0.5 | PASS | ND | |

This Kaycha Labs Certification shall not be reproduced, unless in its entirety, without written approval from Kaycha Labs. The results relate only to the material or product analyzed. ND=Not Detected, ppm=Parts Per Million, ppb=Parts Per Billion, RSD=Relative Standard Deviation. Limit of Detection (LOD) and Limit of Quantitation (LOQ) are terms used to describe the smallest concentration that can be detected and reliably measured by an analytical procedure, respectively. Action Levels are State-determined thresholds based on the action limits published in Table 3.1 of 9 A.A.C. 17 and 9 A.A.C. 18. The Measurement of Uncertainty (MU) error is available from the lab upon request. The "Decision Rule" for pass/fail does not include the MU. Any calculated totals may contain rounding errors. Testing results were obtained according to requirements stated in QMS.100.010.AZ Quality Manual.

Ariel Casey

Lab Director

State License #
 00000024LCMD66604568
 ISO 17025 Accreditation #
 97164



Signature
 02/03/26



Certificate of Analysis

Liv Life

2320 E. Baseline Rd
 Phoenix, AZ, AZ, 85042, US
 License #: 00000110ESBL46708127

Sample: TE60129003-001

Batch #: 07112625BLM-I2
 Harvest/Lot ID: Source Batch #: 07112625BLM

Ordered: 01/29/26
 Sampled: 01/29/26
 Completed: 02/03/26

PASSED


Pesticide
PASSED

| ANALYTES | UNIT | LOD | LOQ | LIMIT | PASS/FAIL | RESULT | QUALIFIER |
|---------------------|------|--------|--------|-------|-----------|--------|-----------|
| ACEPHATE | ppm | 0.0100 | 0.2000 | 0.4 | PASS | ND | |
| ACETAMIPRID | ppm | 0.0050 | 0.1000 | 0.2 | PASS | ND | |
| ALDICARB | ppm | 0.0140 | 0.2000 | 0.4 | PASS | ND | |
| AZOXYSTROBIN | ppm | 0.0050 | 0.1000 | 0.2 | PASS | ND | |
| BIFENAZATE | ppm | 0.0060 | 0.1000 | 0.2 | PASS | ND | V1, L1 |
| BIFENTHRIN | ppm | 0.0050 | 0.1000 | 0.2 | PASS | ND | |
| BOSCALID | ppm | 0.0050 | 0.2000 | 0.4 | PASS | ND | |
| CARBARYL | ppm | 0.0080 | 0.1000 | 0.2 | PASS | ND | |
| CARBOFURAN | ppm | 0.0050 | 0.1000 | 0.2 | PASS | ND | |
| CHLORANTRANILIPROLE | ppm | 0.0110 | 0.1000 | 0.2 | PASS | ND | |
| CHLORPYRIFOS | ppm | 0.0050 | 0.1000 | 0.2 | PASS | ND | |
| CLOFENTEZINE | ppm | 0.0100 | 0.1000 | 0.2 | PASS | ND | |
| CYPERMETHRIN | ppm | 0.1000 | 0.5000 | 1 | PASS | ND | |
| DAMINOZIDE | ppm | 0.0100 | 0.5000 | 1 | PASS | ND | V1, L1 |
| DIAZINON | ppm | 0.0060 | 0.1000 | 0.2 | PASS | ND | |
| DICHLORVOS (DDVP) | ppm | 0.0010 | 0.0500 | 0.1 | PASS | ND | |
| DIMETHOATE | ppm | 0.0060 | 0.1000 | 0.2 | PASS | ND | |
| ETHOPROPHOS | ppm | 0.0040 | 0.1000 | 0.2 | PASS | ND | |
| ETOFENPROX | ppm | 0.0060 | 0.2000 | 0.4 | PASS | ND | |
| ETOXAZOLE | ppm | 0.0040 | 0.1000 | 0.2 | PASS | ND | |
| FENOXYCARB | ppm | 0.0050 | 0.1000 | 0.2 | PASS | ND | |
| FENPYROXIMATE | ppm | 0.0040 | 0.2000 | 0.4 | PASS | ND | |
| FIPRONIL | ppm | 0.0060 | 0.2000 | 0.4 | PASS | ND | |
| FLONICAMID | ppm | 0.0090 | 0.5000 | 1 | PASS | ND | |
| FLUDIOXONIL | ppm | 0.0060 | 0.2000 | 0.4 | PASS | ND | |
| HEXYTHIAZOX | ppm | 0.0050 | 0.5000 | 1 | PASS | ND | |
| IMAZALIL | ppm | 0.0110 | 0.1000 | 0.2 | PASS | ND | |
| IMIDACLOPRID | ppm | 0.0080 | 0.2000 | 0.4 | PASS | ND | |
| KRESOXIM-METHYL | ppm | 0.0070 | 0.2000 | 0.4 | PASS | ND | |
| MALATHION | ppm | 0.0070 | 0.1000 | 0.2 | PASS | ND | |
| METALAXYL | ppm | 0.0040 | 0.1000 | 0.2 | PASS | ND | |
| METHIOCARB | ppm | 0.0040 | 0.1000 | 0.2 | PASS | ND | |
| METHOMYL | ppm | 0.0050 | 0.2000 | 0.4 | PASS | ND | |
| MYCLOBUTANIL | ppm | 0.0100 | 0.1000 | 0.2 | PASS | ND | |
| NALED | ppm | 0.0070 | 0.2500 | 0.5 | PASS | ND | |
| OXAMYL | ppm | 0.0080 | 0.5000 | 1 | PASS | ND | |
| PACLOBUTRAZOL | ppm | 0.0050 | 0.2000 | 0.4 | PASS | ND | |
| TOTAL PERMETHRINS | ppm | 0.0030 | 0.1000 | 0.2 | PASS | ND | |
| PHOSMET | ppm | 0.0100 | 0.1000 | 0.2 | PASS | ND | |
| PIPERONYL BUTOXIDE | ppm | 0.0050 | 1.0000 | 2 | PASS | ND | |
| PRALLETHRIN | ppm | 0.0130 | 0.1000 | 0.2 | PASS | ND | |
| PROPICONAZOLE | ppm | 0.0050 | 0.2000 | 0.4 | PASS | ND | |
| PROPOXUR | ppm | 0.0050 | 0.1000 | 0.2 | PASS | ND | |
| TOTAL PYRETHRINS | ppm | 0.0010 | 0.5000 | 1 | PASS | ND | |
| PYRIDABEN | ppm | 0.0040 | 0.1000 | 0.2 | PASS | ND | |
| TOTAL SPINOSAD | ppm | 0.0060 | 0.1000 | 0.2 | PASS | ND | |
| SPIROMESIFEN | ppm | 0.0080 | 0.1000 | 0.2 | PASS | ND | |
| SPIROTETRAMAT | ppm | 0.0060 | 0.1000 | 0.2 | PASS | ND | |
| SPIROXAMINE | ppm | 0.0040 | 0.2000 | 0.4 | PASS | ND | |
| TEBUCONAZOLE | ppm | 0.0040 | 0.2000 | 0.4 | PASS | ND | |
| THIACLOPRID | ppm | 0.0060 | 0.1000 | 0.2 | PASS | ND | |
| THIAMETHOXAM | ppm | 0.0060 | 0.1000 | 0.2 | PASS | ND | |
| TRIFLOXYSTROBIN | ppm | 0.0060 | 0.1000 | 0.2 | PASS | ND | |
| CHLORFENAPYR | ppm | 0.0270 | 0.5000 | 1 | PASS | ND | V1 |
| CYFLUTHRIN | ppm | 0.0150 | 0.5000 | 1 | PASS | ND | |

This Kaycha Labs Certification shall not be reproduced, unless in its entirety, without written approval from Kaycha Labs. The results relate only to the material or product analyzed. ND=Not Detected, ppm=Parts Per Million, ppb=Parts Per Billion, RSD=Relative Standard Deviation. Limit of Detection (LOD) and Limit Of Quantitation (LOQ) are terms used to describe the smallest concentration that can be detected and reliably measured by an analytical procedure, respectively. Action Levels are State-determined thresholds based on the action limits published in Table 3.1 of 9 A.A.C. 17 and 9 A.A.C. 18. The Measurement of Uncertainty (MU) error is available from the lab upon request. The "Decision Rule" for pass/fail does not include the MU. Any calculated totals may contain rounding errors. Testing results were obtained according to requirements stated in QMS.100.010.AZ Quality Manual.

Ariel Casey

Lab Director

State License #
 0000024LCMD66604568
 ISO 17025 Accreditation #
 97164



Signature
 02/03/26



Certificate of Analysis

Liv Life

2320 E. Baseline Rd
 Phoenix, AZ, 85042, US
 License #: 00000110ESBL46708127

Sample: TE60129003-001

Batch #: 07112625BLM-I2
 Harvest/Lot ID: Source Batch #: 07112625BLM

Ordered: 01/29/26
 Sampled: 01/29/26
 Completed: 02/03/26

PASSED



Pesticide

PASSED

| ANALYTES | UNIT | LOD | LOQ | LIMIT | PASS/FAIL | RESULT | QUALIFIER |
|--|------|-----|-----|-------|-----------|--------|-----------|
| Analyzed by: 410, 432, 545 Weight: 1.0262g Extraction date: 01/29/26 14:53:25 Extracted by: 803 Analysis Method : SOP.T.30.500, SOP.T.30.104.AZ, SOP.T.40.104.AZ Analytical Batch : TE012467PES Instrument Used : TE-262 - "MS/MS PES/VOL/MYC 2",TE-117 LC - "PES/VOL/MYC 2" Analyzed Date : 01/30/26 13:46:24 Batch Date : 01/29/26 09:06:31 | | | | | | | |


Dilution : 50
Reagent : 012226.R04; 011326.R16; 012226.R03; 122925.R09; 012626.R78; 122925.R08; 120225.R17; 012626.R77
Consumables : 9479291.043; 8000038072; 060225CH01; 1010532262; 1010609273; GD250003
Pipette : TE-062 SN:20C50491; TE-064 SN:20B27672 (100-1000uL)

Pesticide screening is carried out using LC-MS/MS (Methods: SOP.T.30.500 for sample homogenization, SOP.T.30.104.AZ for sample prep, and SOP.T.40.104.AZ for analysis on ThermoScientific Altis TSQ with Vanquish UHPLC).

| | | | | | | | |
|--|--|--|--|--|--|--|--|
| Analyzed by: 410, 432, 545 Weight: 1.0262g Extraction date: 01/29/26 14:53:25 Extracted by: 803 Analysis Method : SOP.T.30.500, SOP.T.30.104.AZ, SOP.T.40.154.AZ Analytical Batch : TE012486VOL Instrument Used : TE-262 "MS/MS - Pest/Myco 2" Analyzed Date : 01/30/26 13:51:45 Batch Date : 01/29/26 16:55:59 | | | | | | | |
|--|--|--|--|--|--|--|--|

Dilution : 50
Reagent : 012226.R04; 011326.R16; 012226.R03; 122925.R09; 012626.R78; 122925.R08; 120225.R17; 012626.R77
Consumables : 9479291.043; 8000038072; 060225CH01; 1010532262; 1010609273; GD250003
Pipette : TE-062 SN:20C50491; TE-064 SN:20B27672 (100-1000uL)

Chlorfenapyr and Cyfluthrin analysis using LC-MS/MS. (Methods: SOP.T.30.500 for sample homogenization, SOP.T.30.104.AZ for sample prep, and SOP.T.40.104.AZ for analysis on ThermoScientific Altis TSQ with Vanquish UHPLC)



Residual Solvents

PASSED

| ANALYTES | UNIT | LOD | LOQ | LIMIT | PASS/FAIL | RESULT | QUALIFIER |
|-------------------|------|--------------|---------------|-------|-----------|--------|-----------|
| BUTANES | ppm | 168.200 0 | 2400.00 00 | 5000 | PASS | ND | |
| METHANOL | ppm | 87.7000 | 1440.00 00 | 3000 | PASS | ND | |
| PENTANES | ppm | 163.900 0 | 2400.00 00 | 5000 | PASS | ND | |
| ETHANOL | ppm | 142.200 0 | 2400.00 00 | 5000 | PASS | ND | |
| ETHYL ETHER | ppm | 193.100 0 | 2400.00 00 | 5000 | PASS | ND | 11 |
| ACETONE | ppm | 37.6000 | 480.000 0 | 1000 | PASS | ND | 11 |
| 2-PROPANOL | ppm | 156.200 0 | 2400.00 00 | 5000 | PASS | ND | |
| ACETONITRILE | ppm | 12.2000 | 196.800 0 | 410 | PASS | ND | |
| DICHLOROMETHANE | ppm | 22.7000 | 288.000 0 | 600 | PASS | ND | |
| HEXANES | ppm | 8.4000 | 139.200 0 | 290 | PASS | ND | |
| ETHYL ACETATE | ppm | 179.000 0 | 2400.00 00 | 5000 | PASS | ND | |
| CHLOROFORM | ppm | 2.4100 | 28.8000 | 60 | PASS | ND | |
| BENZENE | ppm | 0.1150 | 1.0000 | 2 | PASS | ND | |
| HEPTANE | ppm | 152.800 0 | 2400.00 00 | 5000 | PASS | ND | |
| ISOPROPYL ACETATE | ppm | 168.600 0 | 2400.00 00 | 5000 | PASS | ND | |

This Kaycha Labs Certification shall not be reproduced, unless in its entirety, without written approval from Kaycha Labs. The results relate only to the material or product analyzed. ND=Not Detected, ppm=Parts Per Million, ppb=Parts Per Billion, RSD=Relative Standard Deviation. Limit of Detection (LOD) and Limit Of Quantitation (LOQ) are terms used to describe the smallest concentration that can be detected and reliably measured by an analytical procedure, respectively. Action Levels are State-determined thresholds based on the action limits published in Table 3.1 of 9 A.A.C. 17 and 9 A.A.C. 18. The Measurement of Uncertainty (MU) error is available from the lab upon request. The "Decision Rule" for pass/fail does not include the MU. Any calculated totals may contain rounding errors. Testing results were obtained according to requirements stated in QMS.100.010.AZ Quality Manual.

Ariel Casey
 Lab Director

State License #
 00000024LCMD66604568
 ISO 17025 Accreditation #
 97164



Signature
 02/03/26



Certificate of Analysis

Liv Life


2320 E. Baseline Rd
 Phoenix, AZ, AZ, 85042, US
 License #: 00000110ESBL46708127

Sample: TE60129003-001

Batch #: 07112625BLM-I2
Harvest/Lot ID: Source Batch #: 07112625BLM

Ordered: 01/29/26
Sampled: 01/29/26
Completed: 02/03/26

PASSED



Residual Solvents

PASSED

| ANALYTES | UNIT | LOD | LOQ | LIMIT | PASS/FAIL | RESULT | QUALIFIER |
|----------|------|---------|---------------|-------|-----------|--------|-----------|
| TOLUENE | ppm | 26.2000 | 427.200 0 | 890 | PASS | ND | |
| XYLENES | ppm | 53.2000 | 1041.60 00 | 2170 | PASS | ND | |

| | | | |
|--------------------------------------|---------------------------|--|---------------------------------|
| Analyzed by: 409, 432, 545 | Weight: 0.0222g | Extraction date: 01/30/26 14:26:22 | Extracted by: 409,445 |
|--------------------------------------|---------------------------|--|---------------------------------|

Analysis Method: SOP.T.40.044.AZ
Analytical Batch: TE012502SOL
Instrument Used: TE-095 "MS - Solvents 1"
Analyzed Date: 02/03/26 11:45:17
Batch Date: 01/30/26 14:21:44

Dilution: N/A
Reagent: 121024.04; 081125.05
Consumables: H109203-1; 431526; 11569; GD240004
Pipette: TE-347 (25ul gastight); TE-348 25ul gastight SN:42677

Residual solvents screening is performed using GC-MS which can detect below single digit ppm concentrations. (Method: SOP.T.40.044.AZ for sample prep and analysis via ThermoScientific 1310-series GC equipped with a TriPlus 500 Headspace autosampler and detection carried out by ISQ7000-series mass spectrometer). Butanes are reported as the sum of n-Butane and Isobutane. Pentanes are reported as the sum of n-Pentane, Isopentane, and Neopentane. Hexanes are reported as the sum of n-Hexane, 2-Methylpentane, 3-Methylpentane, 2,2-Dimethylbutane, and 2,3-Dimethylbutane. Xylenes are reported as the sum of Ethyl Benzene, m-Xylene, p-Xylene, and o-Xylene.



Microbial

PASSED


| ANALYTES | UNIT | LOD | LOQ | LIMIT | PASS/FAIL | RESULT | QUALIFIER |
|------------------------|-------|---------|---------|-------|-----------|-----------------------|-----------|
| SALMONELLA SPP. | | | | | PASS | Not Detected in 1g | |
| ASPERGILLUS FLAVUS | | | | | PASS | Not Detected in 1g | |
| ASPERGILLUS FUMIGATUS | | | | | PASS | Not Detected in 1g | |
| ASPERGILLUS NIGER | | | | | PASS | Not Detected in 1g | |
| ASPERGILLUS TERREUS | | | | | PASS | Not Detected in 1g | |
| ESCHERICHIA COLI (REC) | CFU/g | 10.0000 | 10.0000 | 100 | PASS | ND | |

| | | | |
|--------------------------------------|---------------------------|--|---------------------------------|
| Analyzed by: 331, 432, 545 | Weight: 1.0998g | Extraction date: 02/01/26 10:16:21 | Extracted by: 527,331 |
|--------------------------------------|---------------------------|--|---------------------------------|

Analysis Method: SOP.T.40.056B, SOP.T.40.058.FL, SOP.T.40.208, SOP.T.40.209.AZ
Analytical Batch: TE012476MIC
Instrument Used: TE-234 "bioMérieux GENE-UP"
Analyzed Date: 02/02/26 08:13:41
Batch Date: 01/29/26 12:35:49

Dilution: 10
Reagent: N/A
Consumables: N/A
Pipette: N/A

Microbiological screening for bacterial and fungal identification via Polymerase Chain Reaction (PCR) methods consisting of sample DNA amplified via tandem PCR as a crude lysate without purification. (Methods: SOP.T.40.058.AZ for sample prep and screening for Salmonella and Aspergillus sp. via BioMérieux GENE-UP RT-PCR and SOP.T.40.209.AZ for quantitative plating of E. coli on 3M Rapid E. coli Petrifilm.



Mycotoxins

PASSED

| ANALYTES | UNIT | LOD | LOQ | LIMIT | PASS/FAIL | RESULT | QUALIFIER |
|------------------|------|--------|---------|-------|-----------|--------|-----------|
| TOTAL AFLATOXINS | ppb | 3.0300 | 10.0000 | 20 | PASS | ND | |
| AFLATOXIN B1 | ppb | 3.0300 | 10.0000 | 20 | PASS | ND | |
| AFLATOXIN B2 | ppb | 3.0300 | 10.0000 | 20 | PASS | ND | |
| AFLATOXIN G1 | ppb | 3.0300 | 10.0000 | 20 | PASS | ND | |
| AFLATOXIN G2 | ppb | 3.0300 | 10.0000 | 20 | PASS | ND | |

This Kaycha Labs Certification shall not be reproduced, unless in its entirety, without written approval from Kaycha Labs. The results relate only to the material or product analyzed. ND=Not Detected, ppm=Parts Per Million, ppb=Parts Per Billion, RSD=Relative Standard Deviation. Limit of Detection (LOD) and Limit Of Quantitation (LOQ) are terms used to describe the smallest concentration that can be detected and reliably measured by an analytical procedure, respectively. Action Levels are State-determined thresholds based on the action limits published in Table 3.1 of 9 A.A.C. 17 and 9 A.A.C. 18. The Measurement of Uncertainty (MU) error is available from the lab upon request. The "Decision Rule" for pass/fail does not include the MU. Any calculated totals may contain rounding errors. Testing results were obtained according to requirements stated in QMS.100.010.AZ Quality Manual.

Ariel Casey

Lab Director

State License #
 00000024LCMD66604568
 ISO 17025 Accreditation #
 97164



Signature
 02/03/26



Certificate of Analysis

Liv Life

2320 E. Baseline Rd
 Phoenix, AZ, 85042, US
 License #: 00000110ESBL46708127

Sample: TE60129003-001

Batch #: 07112625BLM-I2
Harvest/Lot ID: Source Batch #: 07112625BLM

Ordered: 01/29/26
Sampled: 01/29/26
Completed: 02/03/26

PASSED




Mycotoxins

PASSED

| ANALYTES | UNIT | LOD | LOQ | LIMIT | PASS/FAIL | RESULT | QUALIFIER |
|---|---------------------------|--|---------|-----------------------------|-----------|--------|-----------|
| OCHRATOXIN A | ppb | 3.0300 | 10.0000 | 20 | PASS | ND | |
| Analyzed by: 410, 432, 545 | Weight: 1.0262g | Extraction date: 01/29/26 14:53:25 | | Extracted by: 803 | | | |
| Analysis Method : SOP.T.30.500, SOP.T.30.104.AZ, SOP.T.40.104.AZ | | | | | | | |
| Analytical Batch : TE012487MYC | | | | | | | |
| Instrument Used : TE-262 "MS/MS - Pest/Myco 2,TE-117 UHPLC - Pest/Myco 2 | | | | | | | |
| Analyzed Date : 01/30/26 13:39:46 | | | | | | | |
| Batch Date : 01/29/26 16:56:31 | | | | | | | |
| Dilution : 50 | | | | | | | |
| Reagent : 012226.R04; 011326.R16; 012226.R03; 122925.R09; 012626.R78; 122925.R08; 120225.R17; 012626.R77 | | | | | | | |
| Consumables : 9479291.043; 8000038072; 060225CH01; 1010532262; 1010609273; GD250003 | | | | | | | |
| Pipette : TE-062 SN:20C50491; TE-064 SN:20B27672 (100-1000uL) | | | | | | | |

Aflatoxins B1, B2, G1, G2, and Ochratoxin A analysis using LC-MS/MS. (Methods: SOP.T.30.500 for sample homogenization, SOP.T.30.104.AZ for sample prep, and SOP.T.40.104.AZ for analysis on ThermoScientific Altis TSQ with Vanquish UHPLC). Total Aflatoxins (sum of Aflatoxins B1, B2, G1, G2) must be <20µg/kg. Ochratoxin must be <20µg/kg.



Heavy Metals

PASSED

| ANALYTES | UNIT | LOD | LOQ | LIMIT | PASS/FAIL | RESULT | QUALIFIER |
|--|---------------------------|--|--------|---------------------------------|-----------|--------|-----------|
| ARSENIC | ppm | 0.0660 | 0.2000 | 0.4 | PASS | ND | |
| CADMIUM | ppm | 0.0660 | 0.2000 | 0.4 | PASS | ND | |
| LEAD | ppm | 0.1660 | 0.5000 | 1 | PASS | ND | |
| MERCURY | ppm | 0.0333 | 0.1000 | 0.2 | PASS | ND | |
| Analyzed by: 398, 432, 545 | Weight: 0.2009g | Extraction date: 02/02/26 10:42:41 | | Extracted by: 802,398 | | | |
| Analysis Method : SOP.T.30.500, SOP.T.30.084.AZ, SOP.T.40.084.AZ | | | | | | | |
| Analytical Batch : TE012516HEA | | | | | | | |
| Instrument Used : TE-153 "Bill",TE-260 "Ludwig" | | | | | | | |
| Analyzed Date : 02/02/26 15:33:02 | | | | | | | |
| Batch Date : 02/02/26 09:59:24 | | | | | | | |
| Dilution : 50 | | | | | | | |
| Reagent : 122624.31; 012926.R31; 012726.R10; 020226.R14; 111125.02; 012626.08; 100121.01 | | | | | | | |
| Consumables : H109203-1; 060225CH01; 1010532262; 1010435125; GD250003 | | | | | | | |
| Pipette : TE-063 SN:20C50490 (20-200uL); TE-110 SN:20B18338 (100-1000uL); TE-169 SN: 20B16352 (Nitric Acid) | | | | | | | |

Heavy Metals screening is performed using ICP-MS (Inductively Coupled Plasma - Mass Spectrometer) which can screen down to below single digit ppb concentrations for regulated heavy metals. (Methods: SOP.T.30.500 for sample homogenization, SOP.T.30.084.AZ for sample prep by microwave digestion, and SOP.T.40.084.AZ for analysis by ThermoScientific iCAP RQ ICP-MS).

CONFIDENT CANNABIS QR

* Confident Cannabis sample ID: 2601KLAZ0106.0670



This Kaycha Labs Certification shall not be reproduced, unless in its entirety, without written approval from Kaycha Labs. The results relate only to the material or product analyzed. ND=Not Detected, ppm=Parts Per Million, ppb=Parts Per Billion, RSD=Relative Standard Deviation. Limit of Detection (LOD) and Limit Of Quantitation (LOQ) are terms used to describe the smallest concentration that can be detected and reliably measured by an analytical procedure, respectively. Action Levels are State-determined thresholds based on the action limits published in Table 3.1 of 9 A.A.C. 17 and 9 A.A.C. 18. The Measurement of Uncertainty (MU) error is available from the lab upon request. The "Decision Rule" for pass/fail does not include the MU. Any calculated totals may contain rounding errors. Testing results were obtained according to requirements stated in QMS.100.010.AZ Quality Manual.

Ariel Casey
 Lab Director

State License #
 00000024LCMD66604568
 ISO 17025 Accreditation #
 97164



Signature
 02/03/26