



American Mulefoot Breeders Association, Inc.

PO Box 2883 ~ Appomattox, VA 24522

MulefootRegistry@gmail.com

www.AmericanMulefoot.com



(804)590-9577

PHOTO REQUIREMENT FOR REGISTRATION



Tip from Chairman: Start your photo session with an old fashioned Hog Wash!


1. The first photo will be full forward facing head shot showing snout, ear placement and eye spread (can be one or more picture) and if you can get the ear tag in that first photo, please do - as long as it is clear and unobstructed. We must be able to connect that tag and placement with that face.



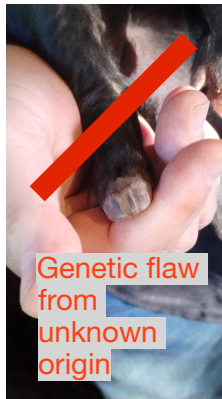
2. The second photo will be ear tag, if number is not viewable in full forward facing photo.



3. The third photo will be a body/coat side view and/or top view.



4-7. This series will be individual photos of each hoof, marked by name/tag # and hoof orientation. Photos must be: clear, close up, with no dirty feet, unobstructed view, in focus, and labeled. Please see Hoof Identification Label and use these codes: RF, LF, RR, LR. Mark pig's name and/or tag number with each hoof identifier.



Hoof Identification Labels:
 Left Fore Limb = Left Front Hoof labeled as: **LF**
 Right Fore Limb = Right Front Hoof labeled as: **RF**
 Left Hind Limb = Left Rear Hoof labeled as: **LR**
 Right Hind Limb = Right Rear Hoof labeled as: **RR**



***Warning: Graphic Pig Butt Photos Ahead!

8. Rear view photo of hogs with hip, tail placement and shape, hocks, legs, and typical stance, for both male and female registrants.




Photo Requirement policy & procedures may be amended as necessary. Member breeders will be notified by mail, email and website update with any changes. Chairman

Special thanks to AMBA member breeders for photo submissions, and those members asking for extra visual & online helps for processes required for compliance.