






## Achievement: Kindergarten - Grade 2

LANGUAGE



**READ, TALK, DRAW and WRITE every day!**

- Read to and with your child every day.
- Engage in conversation with your child.
- Spend time writing and drawing together.



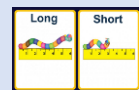

DAY 1	DAY 2	DAY 3	DAY 4	DAY 5
<b>Read with and to your child every day. Talk about what you have read. What connections did you make? What might happen next?</b>				
<p>Create a Writer’s Toolbox with your child. Fill a box with drawing and writing materials: crayons, markers, pens, pencils, chalk, cards, small dry-erase boards, variety of kinds and sizes of paper, etc.</p> <p>Ask your child what they would like to do for their first piece of writing or drawing?</p> 	<p>Read your favourite story book together with your child.</p> <p>Talk about:</p> <ul style="list-style-type: none"> <li>▪ What was the most exciting part?</li> <li>▪ What surprised them? Why?</li> <li>▪ If they could be friends with any character in the story, who would it be and why?</li> </ul> 	<p>Ask your child what ideas they have for writing a story. Have them pick a favourite and tell you the story.</p> <p>Help your child make the story into a book by folding pieces of paper in half and stapling or taping them. Work together to write on each page and have your child add the illustrations.</p> 	<p>Have your child be a word detective! Ask them to find and copy words from all over the house.</p> <p>Read the words together. Cut them up and sort them by beginning sounds, number of letters, number of syllables, etc.</p> 	<p>Together with your family, choose a family favourite story or nursery rhyme.</p> <p>Make puppets with things found around the house and/or stuffed animals to retell the story or rhyme.</p> <p>You might even try writing a script together!</p> 

MATH



**COUNT, CALCULATE, CONTEMPLATE!**

- Numbers are everywhere.
- There are many ways that we use math in our daily lives.
- Engage your child in thinking and talking about math.

DAY 1	DAY 2	DAY 3	DAY 4	DAY 5
<b>Estimate and count household items every day (i.e. chairs, beds, windows, etc.). How did you know?</b>				
<p>Play a “Number I Spy” with your child.</p> <p>For example, “I spy something that has the number five on it,” or “I spy something in this room that there are three of.”</p> 	<p>Go on a pattern hunt.</p> <p>What patterns can your child find in your home? (e.g., on clothes, wallpaper, tiles, etc.).</p> <p>Talk about the patterns. Do they repeat?</p> 	<p>Have your child find something long in your home.</p> <p>Now find something short.</p> <p>Talk about how you could measure them.</p> 	<p>Create designs together from found materials around your home such as toothpicks, straws, or pencils.</p> <p>Ask your child to describe the design using numbers and words.</p> 	<p>Have your child sort a variety of items at home (e.g., toys, utensils, socks, etc.). Talk about how to sort them (e.g. colour, size, etc.). Try sorting the same items again in a new way.</p> <p>You could even count the number of items in each category and make a graph!</p> 