



SPECIAL OFFER

FULL BODY

**£950 FOR 12
SESSIONS**

Laser Hair **REMOVAL**

Our advanced technology can help you achieve
smooth and hair-free skin.



CONTACT US



07585
660246



naturalbeauty-
aesthetics.co.uk

Book Now

Click to Book



Natural Beauty
AESTHETICS



Aesthetics & Spa Treatments & Price Lists

Book Now

Mobile: Debbie 07585 660246



Laser Treatments



Price List

Patch Test	£20
Facial Rejuvenation – Single	£50
Facial Rejuvenation – Block of 6	£200
Tattoo Removal – Extra Small	£40
Tattoo Removal – Small	£50
Tattoo Removal – Medium	£70
Tattoo Removal - Large	£120
Tattoo Removal – Extra Large	TBA
Carbon Laser Facial	£80
Carbon Laser Facial – Block of 6	£350
Eyebrow Tattoo Removal	£50
Carbon Laser Lip Plumping	£20

Laser Hair Removal

Patch Test	£20
Full Leg single session	£80
Full Leg Block of 6 or 12	£350 / £550
Full Arm single session	£70
Full Arm Block of 6 or 12	£300/ £450
Bikini Line – Single Session	£30
Bikini Line – Block 6 or 12	£160 / £300
Brazilian – Single Session	£40

Brazilian Block of 6 / 12	£200 / £350
Hollywood Single Session	£50
Hollywood Block of 6 / 12	£250 / £400
Chest / Abs – Single Session	£60
Chest / Abs – Block of 6 / 12	£300 / £450
Back – Single Session	£60
Back – Block of 6 or 12	£300 / £450
Buttocks – Single Session	£60
Buttocks – Block of 6 or 12	£300 / £450
Half Leg – Single Session	£40
Half Leg – Block of 6 or 12	£150 / £250
Half Arm – Single Session	£40
Half Arm – Block of 6 or 12	£200/ £350
Full Arm – Single Session	£70
Full Arm – Block of 6 or 12	£300/ £450
Lip – Single Session	£20
Lip – Block of 6 or 12	£80 / £150
Chin – Single Session	£20
Chin – Block of 6 or 12	£100 / £180
Lower Face - Single Session	£30
Lower Face - Block 6 or 12	£160 - £300
Full Face – Single Session	£50
Full Face – Block of 6 or 12	£200 / £350
Underarms – Single Session	£50
Underarms – Block of 6 or 12	£150 / £250
Full Body – Single Session	£150
Full Body – Block of 6 or 12	£800 / £1250

Laser Treatments and Laser Hair Removal: Comprehensive Overview

1. Laser Treatments

Skin Rejuvenation

What is Skin Rejuvenation?

Skin rejuvenation using laser technology is a non-invasive procedure aimed at improving the appearance of the skin. It targets issues such as fine lines, wrinkles, sun damage, and uneven skin tone. Laser rejuvenation works by stimulating the production of collagen and elastin in the skin.

How Does It Work?

- **Laser Energy:** Lasers emit focused beams of light that penetrate the skin's surface to reach deeper layers.
- **Collagen Stimulation:** The energy heats the dermis, triggering the body's natural healing process and stimulating collagen production.
- **Improvement:** This leads to a smoother, more youthful appearance as the skin repairs itself.

Benefits

- **Reduces Fine Lines and Wrinkles:** Helps diminish signs of aging.
- **Improves Skin Texture and Tone:** Enhances overall skin appearance.
- **Minimizes Sun Damage:** Reduces pigmentation and sunspots.

Thread Vein Removal

What is Thread Vein Removal?

Thread vein removal involves using laser technology to target and eliminate small, visible veins near the surface of the skin. These are often referred to as spider veins or thread veins.

How Does It Work?

- **Laser Energy:** The laser emits a specific wavelength of light that is absorbed by the blood in the veins.
- **Vein Closure:** The heat causes the vein walls to coagulate and collapse, which eventually makes the vein disappear.
- **Body Absorption:** The treated vein is gradually absorbed by the body.

Benefits

- **Non-Invasive:** No need for surgery or injections.
- **Quick Recovery:** Minimal downtime and discomfort.
- **Effective:** Can significantly reduce the appearance of thread veins.

Carbon Laser Facials

What is a Carbon Laser Facial?

A Carbon Laser Facial is a type of skin treatment that combines the application of a carbon lotion with laser technology. This treatment is popular for its deep cleansing and rejuvenating effects.

How Does It Work?

- **Carbon Application:** A thin layer of carbon lotion is applied to the skin.
- **Laser Treatment:** A laser is used to target the carbon particles, which absorbs and removes dead skin cells, impurities, and oil.

- **Rejuvenation:** The laser also stimulates collagen production and tightens the skin.

Benefits

- **Deep Cleansing:** Effectively removes dirt, oil, and dead skin cells.
- **Improves Skin Texture:** Smooths and brightens the skin.
- **Minimizes Pores:** Reduces the appearance of pores and fine lines.

Carbon Laser Lip Plump

What is Carbon Laser Lip Plump?

Carbon Laser Lip Plump is a treatment designed to enhance the appearance of the lips using carbon-based lotion and laser technology. It aims to improve lip volume and texture.

How Does It Work?

- **Carbon Application:** A carbon lotion is applied to the lips.
- **Laser Treatment:** A laser targets the carbon particles, stimulating collagen production in the lip area.
- **Plumping Effect:** The increased collagen leads to fuller, smoother lips.

Benefits

- **Non-Invasive Lip Enhancement:** Provides fuller lips without injections.
- **Smooths Lip Texture:** Improves the overall texture and appearance of the lips.
- **Minimal Downtime:** Quick procedure with little to no recovery time.

Laser Tattoo Removal

What is Laser Tattoo Removal?

Laser tattoo removal is a process that uses high-intensity laser light to break down the ink particles in a tattoo, allowing the body to gradually remove the ink.

How Does It Work?

- **Laser Energy:** The laser emits short pulses of light that penetrate the skin and target the ink particles.
- **Ink Fragmentation:** The energy breaks down the ink into smaller particles.
- **Body Absorption:** The fragmented ink is absorbed and removed by the body's lymphatic system.

Benefits

- **Effective:** Can significantly fade or completely remove unwanted tattoos.
- **Targeted Treatment:** Precision targeting of ink without damaging surrounding skin.
- **Variety of Inks:** Effective on various colours and types of tattoo inks.

2. Laser Hair Removal

Effective For:

Reducing Hair Growth

- **Long-Term Solution:** Provides a significant reduction in hair growth over time.
- **Permanent Reduction:** Many patients experience long-lasting results with a series of treatments.

Minimizing Ingrown Hairs

- **Prevention:** Helps prevent the development of ingrown hairs by targeting hair follicles directly.
- **Smooth Skin:** Reduces the occurrence of bumps and irritation.

Achieving Smoother Skin

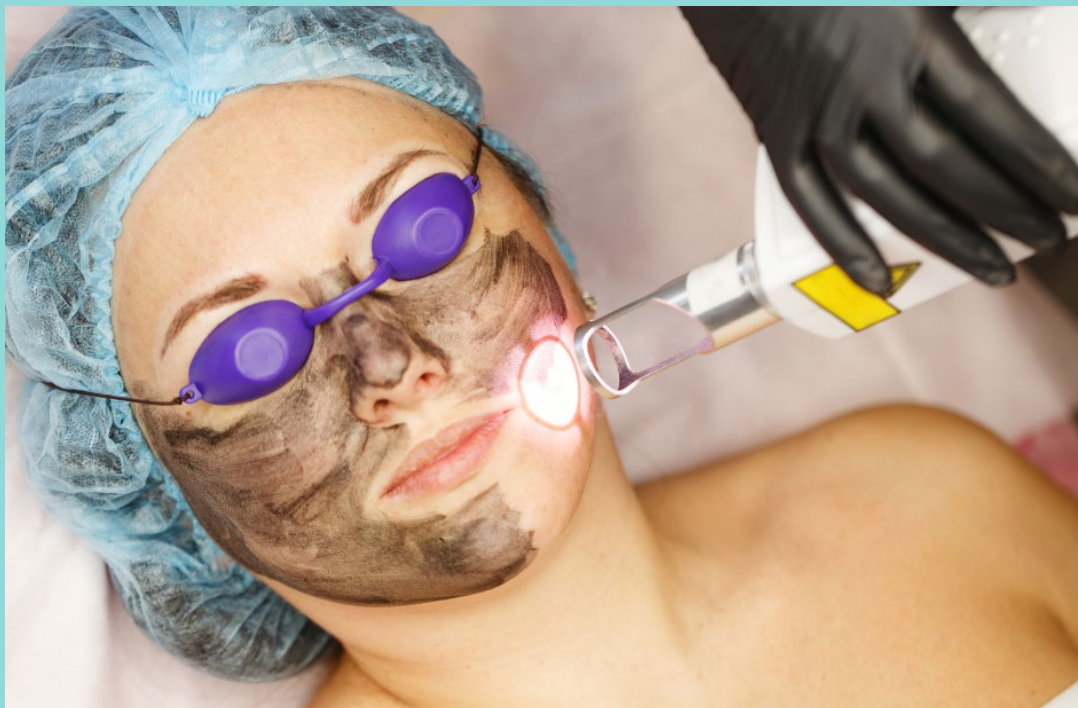
- **Silky Texture:** Leaves the skin smooth and hair-free.
- **Reduced Irritation:** Minimizes skin irritation and discomfort compared to shaving or waxing.

How Laser Hair Removal Works

- **Laser Energy:** A laser emits a concentrated beam of light that is absorbed by the pigment (melanin) in the hair follicle.
- **Hair Follicle Destruction:** The absorbed light converts to heat, damaging the hair follicle and inhibiting future hair growth.
- **Treatment Sessions:** Multiple sessions are typically required to target hair in different growth phases and achieve optimal results.

Benefits

- **Precision:** Targets specific areas while leaving surrounding skin unharmed.
- **Speed:** Treats multiple hairs at once, making the procedure relatively quick.
- **Minimal Discomfort:** Modern lasers have cooling mechanisms to reduce discomfort.



Anti Wrinkle Treatments



Price List

1 Area	£120
2 Areas	£180
3 Areas (free bunny lines and jelly roll)	£220
Masseter Muscle (Jawline Slimming)	£220
Chin	£120
Bunny Lines	£120
Gummy Smile	£120
Lip Flip	£120
Under Arms Sweat Glands (Hyperhidrosis)	£220
Palm of Hands or Feet	£220
Nefertiti Lift (neck lines)	£220

Botox Uses: Cosmetic and Medical Applications

1. Cosmetic Uses

Forehead Lines

- **Purpose:** To smooth horizontal lines across the forehead.
- **Treatment:** Botox is injected into the forehead muscles to temporarily paralyze them, reducing the appearance of horizontal lines.
- **Results:** Smoother, wrinkle-free forehead; results typically last 3-6 months.

Glabellar Lines

- **Also Known As:** Frown lines or "11s."
- **Purpose:** To reduce vertical lines between the eyebrows.
- **Treatment:** Botox is injected into the muscles between the eyebrows to relax them and smooth out the lines.
- **Results:** Fewer and less pronounced frown lines; effects last approximately 3-6 months.

Crow's Feet

- **Purpose:** To treat fine lines around the outer corners of the eyes.
- **Treatment:** Botox is injected around the eyes to relax the muscles that cause these lines.
- **Results:** Smoother skin around the eyes; results typically last 3-6 months.

Bunny Lines

- **Purpose:** To address wrinkles on the bridge of the nose that appear when smiling or scrunching the nose.
- **Treatment:** Botox is injected into the muscles that create these lines.
- **Results:** Reduction in the appearance of bunny lines; effects last around 3-6 months.

Lip Lines

- **Also Known As:** Smoker's lines.
- **Purpose:** To reduce fine lines around the mouth.
- **Treatment:** Botox is injected around the lips to smooth out these lines.
- **Results:** Smoother, more youthful lip area; results typically last 3-6 months.

Marionette Lines

- **Purpose:** To soften lines that run from the corners of the mouth down to the chin.
- **Treatment:** Botox is injected into the muscles responsible for these lines.
- **Results:** Reduced appearance of marionette lines; effects last approximately 3-6 months.

Chin

- **Purpose:** To reduce the dimpled or "orange peel" appearance of the chin.
- **Treatment:** Botox is injected into the chin muscles to relax them and smooth the skin.
- **Results:** Improved chin texture; effects last around 3-6 months.

Neck

- **Purpose:** To smooth vertical bands or "necklace lines" around the neck.
- **Treatment:** Botox is injected into the neck muscles to reduce the appearance of these lines.
- **Results:** Smoother neck skin; results typically last 3-6 months.

Brow Lift

- **Purpose:** To elevate drooping eyebrows.
- **Treatment:** Botox is injected into the forehead muscles to lift and shape the eyebrows.
- **Results:** Elevated and more youthful-looking brows; effects last approximately 3-6 months.

Jawline (Masseter Muscle)

- **Purpose:** To reduce the appearance of a square jaw or achieve jaw slimming.
- **Treatment:** Botox is injected into the masseter muscles (jaw muscles) to reduce their size and create a more contoured jawline.
- **Results:** Slimmer jawline and reduced muscle bulk; results typically last 3-6 months.

2. Medical Uses

Hyperhidrosis

- **Purpose:** To treat excessive sweating in areas like the underarms, palms, and soles of the feet.
- **Treatment:** Botox is injected into the sweat glands to block the nerves that stimulate sweating.
- **Results:** Significant reduction in sweating; effects can last 6-12 months, with follow-up treatments required.



Botox for the Neck: Your Complete Guide

Natural Beauty Aesthetics offers neck Botox treatments with Debbie, a skilled practitioner dedicated to helping you achieve a youthful and rejuvenated appearance.

Injectables for Neck Rejuvenation

While anti-aging treatments often focus on the face, the neck is equally crucial for maintaining a youthful look. The neck can show early signs of aging through fine lines, laxity, turkey neck, and jowls, which can be as revealing as crow's feet or forehead wrinkles. Botox offers a versatile solution for various neck aging concerns.

This comprehensive guide explores how Botox can address neck aging, details the procedure, aftercare, alternative treatments, and the therapeutic applications of Botox for medical conditions.

Understanding Botox

Botox is a form of botulinum toxin that acts as a neurotoxin. It's widely used to combat signs of aging, including fine lines, crow's feet, and neck wrinkles.

Why Consider Neck Botox?

Aging neck signs like neck lines, horizontal bands, sagging skin, and a less defined jawline can be exacerbated by sun exposure and gravity. Neck Botox provides a non-surgical alternative to neck lifts, offering visible results with minimal downtime. You can typically resume normal activities immediately after treatment.

Signs of Aging on the Neck

The platysma muscle in the neck can become more pronounced with age, leading to vertical neck bands. Skin laxity can cause a turkey neck appearance, jowls, or a less sculpted jawline. Horizontal lines or "necklace lines" can also become more noticeable, often accelerated by sun damage.

How Botox Works on Neck Muscles

Botox injections relax the platysma muscle, reducing vertical bands and contributing to skin tightening. When combined with a comprehensive skincare plan, neck Botox helps maintain a youthful appearance longer.

The Nefertiti Lift: A Specialized Neck Botox Treatment

Named after the ancient Egyptian Queen Nefertiti, this treatment targets specific neck and lower face muscles to create a lifting and tightening effect. Botox injections into the platysma muscle can enhance the jawline and reduce sagging, mimicking a non-surgical neck lift.

Am I a Good Candidate for Neck Botox?

Ideal candidates for neck Botox are those with mild to moderate neck aging signs, such as fine lines, neck bands, or a less defined jawline. It's also suitable for individuals seeking relief from chronic neck pain or muscle tension due to tech neck.

What to Expect During the Procedure

Choose a qualified injector for neck Botox. During your consultation, a customized treatment plan will be created to meet your aesthetic goals. The procedure involves injecting Botox into specific points of the neck muscles, with minimal downtime and immediate resumption of normal activities.

Aftercare and Downtime

Proper aftercare is essential for optimal results, including avoiding strenuous exercise for 24 hours post-treatment. Side effects may include mild bruising and swelling at the injection site, with rare cases of muscle weakness.

Alternatives to Botox for Neck Rejuvenation

Non-Invasive Treatments:


- Microneedling: Stimulates collagen production, improving skin elasticity and reducing fine lines.
- Chemical Peels: Removes the top layer of dead skin cells, revealing a fresher layer underneath.

Is Neck Botox Right for You?

With a balanced approach, Botox can rejuvenate your neck region effectively, offering a non-invasive alternative to surgery.



Derma Filler



Price List

0.5 ml	£130
1 ml	£150
2 ml	£220
3 ml	£290
4 ml	£360
5 ml	£410
6 ml	£480
Tear Trough	£220
8 Point Liquid Facelift	£480

Dermal Fillers: A Comprehensive Guide

1. What Are Dermal Fillers?

Dermal fillers are injectable substances used to restore lost volume, smooth out lines and wrinkles, and enhance facial contours. They are made from various materials, with the most common being hyaluronic acid, a naturally occurring substance in the skin that helps to retain moisture and add volume. Other types of fillers include calcium hydroxylapatite, poly-L-lactic acid, and polymethylmethacrylate (PMMA).

2. How Do Dermal Fillers Work?

Dermal fillers work by being injected beneath the skin's surface, where they plump up the tissue, fill in lines and wrinkles, and enhance facial contours. The specific effects depend on the type of filler used and the area treated. For example, hyaluronic acid fillers attract water to the treated area, providing hydration and volume, while other fillers stimulate collagen production for longer-lasting results.

3. Benefits of Dermal Fillers

- **Immediate Results:** Many patients see noticeable improvements immediately after treatment.
- **Minimal Downtime:** Procedures are quick and often require little to no recovery time.
- **Versatility:** Can address a variety of cosmetic concerns, from wrinkles to volume loss.
- **Non-Surgical:** Offers a non-invasive alternative to surgical procedures.
- **Reversible:** Certain fillers, particularly those made of hyaluronic acid, can be dissolved if the results are not as expected.

4. Areas That Can Be Treated with Dermal Fillers

Lips

- Enhancing lip fullness and shape
- Smoothing out fine lines around the mouth

Cheeks

- Restoring lost volume and youthful contours
- Creating a lifted, more defined cheek appearance

Nasolabial Folds

- Filling in deep lines running from the nose to the mouth corners

Marionette Lines

- Reducing lines that run from the mouth corners down to the chin

Jawline

- Defining the jawline for a sharper, more structured appearance

Chin

- Augmenting the chin for better facial balance
- Smoothing chin wrinkles

5. What to Expect During and After Dermal Filler Treatment

During the Treatment:

- The area will be cleaned and may be numbed with a topical anaesthetic.
- The filler will be injected using a fine needle or cannula.
- The procedure typically takes about 15 to 60 minutes, depending on the areas treated.

After the Treatment:

- Results are often visible immediately, but swelling and bruising may obscure the final outcome temporarily.
- Patients can usually return to normal activities right away, though it's advisable to avoid strenuous exercise, alcohol, and excessive sun exposure for the first 24-48 hours.

6. Aftercare and Possible Side Effects

Aftercare

- Avoid touching or massaging the treated area unless instructed by your provider.
- Use cold packs to reduce swelling and bruising.
- Follow any specific instructions provided by your healthcare professional.

Possible Side Effects

- Common side effects include redness, swelling, bruising, and tenderness at the injection site.
- Less common but more serious risks include infection, allergic reactions, and lumps or irregularities under the skin.
- In rare cases, if the filler is inadvertently injected into a blood vessel, it can cause more severe complications such as tissue damage or vision problems.

Skin Boosters

EXCLUSIVE EUROPEAN RIGHTS HOLDER **FOX** | GROUP



Price List

Profhilo single session	£220
Profhilo – 2 sessions (1 month apart)	£400
Seventy Hyal 2000 Single Session	£150
Seventy Hyal 2000 – 2 sessions (1 month apart)	£250
Lumi Eye / Ami Eye / Derma 2 Eye Skin Booster single sessions	£150
Lumi Eye / Ami Eye / Derma 2 Eye – Block of 3 recommended)	£350

Skin Boosters: Revitalizing Your Skin

1. What are Skin Boosters?

Skin boosters are a type of injectable treatment designed to improve the overall quality of the skin by hydrating, nourishing, and revitalizing it from within. Unlike traditional fillers that add volume, skin boosters focus on enhancing skin texture, elasticity, and appearance. They are often composed of hyaluronic acid, a naturally occurring substance that retains moisture and promotes collagen production.

2. How Do Skin Boosters Work?

Skin boosters work by injecting small amounts of hyaluronic acid or other nourishing substances into the dermis layer of the skin. The hyaluronic acid attracts water, hydrating the skin from within and improving its texture and elasticity. Additionally, the injections can stimulate the production of collagen and elastin, essential proteins for maintaining youthful and resilient skin.

The treatment can be done using microinjections or a mesotherapy technique, where multiple small injections are administered across the treatment area. This allows for even distribution and absorption of the product, leading to more uniform results.

3. Benefits of Skin Boosters

- **Deep Hydration:** Skin boosters provide intense hydration, leading to plumper and more radiant skin.
- **Improved Skin Texture:** Reduces the appearance of fine lines, wrinkles, and roughness.
- **Enhanced Elasticity:** Boosts skin's firmness and elasticity, making it look more youthful.
- **Natural-Looking Results:** Offers subtle and natural enhancements without altering facial features.
- **Versatility:** Suitable for various skin types and can be used on multiple areas of the body.

4. Areas That Can Be Treated with Skin Boosters

Face

- Improves overall skin quality, targeting fine lines, uneven texture, and dehydration.

Neck

- Helps smooth out fine lines and improve skin texture, often neglected in skincare routines.

Décolletage

- Enhances skin texture and appearance in the chest area, which can be prone to sun damage and aging.

Hands

- Rejuvenates the skin on the hands, reducing the appearance of fine lines and improving hydration.

5. What to Expect During and After Skin Booster Treatment

During the Treatment:

- **Consultation:** A consultation with a healthcare professional to discuss goals, areas of concern, and medical history.
- **Procedure:** The skin is cleaned and a numbing cream may be applied. The practitioner then uses fine needles to inject the skin booster into the targeted areas.

- **Duration:** The procedure typically takes about 30 to 45 minutes, depending on the number of areas treated.

After the Treatment:

- **Immediate Effects:** There may be slight redness, swelling, or bruising at the injection sites, which usually subsides within a few days.
- **Gradual Improvement:** While some hydration effects are immediate, the full benefits typically become apparent over the following weeks as the skin rejuvenates.

6. Aftercare and Possible Side Effects

Aftercare

- **Avoid Makeup:** Avoid applying makeup for at least 24 hours post-treatment.
- **Sun Protection:** Use sunscreen and avoid direct sun exposure to protect the treated areas.
- **Gentle Skincare:** Avoid using harsh skincare products, such as exfoliants or acids, for a few days.

Possible Side Effects

- **Common Side Effects:** Redness, swelling, bruising, and slight discomfort at the injection sites.
- **Rare Side Effects:** Infection, allergic reactions, or lumps. These are rare and usually temporary but should be addressed by a healthcare professional if they occur.

Skin boosters are an excellent option for individuals looking to improve their skin's overall health and appearance without undergoing invasive procedures. As always, it's crucial to consult with a qualified healthcare provider to ensure the treatment is appropriate for your skin type and aesthetic goals.

Comprehensive Guide: Polynucleotides vs. Skin Boosters

Polynucleotides are emerging as a groundbreaking treatment in the world of aesthetics, bringing a new level of innovation to skincare. While they share some similarities with existing treatments, such as skin boosters, polynucleotides are unique in their approach and effects. This guide will help you understand the differences between these two treatments and explore the benefits of Fox Pharma's latest polynucleotide product, VITARAN, and the Next Generation Skin Booster, Seventy Hyal 2000.

What Are Polynucleotides?

Polynucleotides represent the next evolution in regenerative skincare. These are long chains of nucleotides, the building blocks of DNA and RNA molecules. Injectables containing polynucleotides are made from ultra-purified and sterilized DNA fractions, often sourced from salmon DNA.

This innovative treatment works at a cellular level, offering deep skin rejuvenation. Polynucleotides are highly effective in reducing the appearance of wrinkles, treating acne scarring, and addressing a variety of skin concerns. Their ability to penetrate the skin and repair it from within makes them a sought-after option for clinics looking to offer cutting-edge treatments.

What Are Skin Boosters?

Skin boosters, such as Seventy Hyal 2000, have been a staple in aesthetic treatments, particularly for improving skin texture. These treatments are typically made from hyaluronic acid (HA), a natural substance found in the skin that helps retain moisture. By injecting HA into the skin, skin boosters hydrate and plump the skin, improving texture, tone, and overall quality.

Skin boosters are ideal for clients seeking a quick and noticeable improvement in their skin's appearance. They provide an instant boost of hydration, making the skin look youthful and radiant.

Polynucleotides vs. Skin Boosters: Key Differences

Although polynucleotides and skin boosters both aim to rejuvenate the skin, they work in fundamentally different ways.

- **Polynucleotides:** These treatments focus on long-term skin regeneration. They work by stimulating fibroblast production, which in turn boosts collagen synthesis, helping to tighten the skin and reduce wrinkles. Polynucleotides are best suited for clients looking for a deeper, more sustained approach to skin rejuvenation.
- **Skin Boosters:** These treatments provide a more immediate effect. They hydrate the skin by injecting hyaluronic acid, resulting in an instantly noticeable glow. Skin boosters are ideal for clients who need a quick pick-me-up before an event or those seeking short-term improvements in skin texture and radiance.

The Effects of Polynucleotides and Skin Boosters

Polynucleotides like VITARAN offer comprehensive benefits, including:

- Stimulating collagen production and skin tightening
- Repairing deep tissue damage
- Treating acne scars and skin conditions like rosacea, melasma, and hyperpigmentation
- Addressing deep lines, wrinkles, and sagging skin
- Improving skin hydration and rejuvenation
- Reducing lumpy scars and improving skin elasticity

On the other hand, skin boosters such as Seventy Hyal 2000 deliver the following effects:

- A youthful, radiant appearance
- Enhanced skin tone, texture, and firmness
- Reduction of fine lines and wrinkles
- Improved hydration and treatment of dry, crepey skin
- Minimization of dark circles
- Stimulation of collagen and elastin production

Longevity: Polynucleotides vs. Skin Boosters

Another critical difference between these treatments is their longevity.

- **Skin Boosters:** Results from skin boosters are visible almost immediately and typically last between 6 to 12 months, depending on the client.
- **Polynucleotides:** The effects of polynucleotides take longer to manifest, usually appearing within 2 to 3 weeks after treatment. However, the full benefits may not be visible until 3 months later, and these results can last up to 18 months, making it a longer-term investment in skin health.

VITARAN: The Future of Polynucleotide Treatments

At Natural Beauty we offer VITARAN, the first 100% quality-controlled polynucleotide treatment on the market. VITARAN comes in two variants:

- **VITARAN I:** Designed for the delicate areas around the eyes, this treatment targets dark circles, skin laxity, and eye bags. With a high concentration of polynucleotides (20mg per ml), it stimulates collagen synthesis, reduces inflammation, and promotes early changes in the skin cycle. Results can last up to 18 months.
- **VITARAN II:** Suitable for the face, neck, and hands, VITARAN II focuses on overall skin regeneration, hydration, and tightening. Like VITARAN I, it contains a high concentration of polynucleotides (20ml per syringe) and offers prolonged results lasting up to 18 months.

Why is It Good to Combine Skin Boosters and Polynucleotides?

As we can all agree, both skin boosters and polynucleotides have a fantastic and desirable list of benefits. Combining skin boosters with polynucleotides allows for maximum rejuvenating results for the ultimate 'glow up' and enhanced skin. Whilst both types of injectables can be used across many areas of the face and body, polynucleotides and skin boosters have their individual advantages in specific treatment areas. For example, VITARAN I is a fantastic choice for targeting dark circles in the under-eye area whereas Seventy Hyal 2000 is perfect for boosting hydration across the face.

Benefits of Seventy and VITARAN

Seventy Hyal 2000 and VITARAN I - Combining these two injectables has rejuvenating, synergistic benefits. This Fox exclusive bundle offers optimal levels of high molecular weight hyaluronic acid (HA) in Seventy Hyal (>2000kDa, 30mg per 2ml) providing instant and long-lasting rejuvenation and hydration to the face while working to stimulate collagen and elastin production in the skin.

The impressively high concentration of polynucleotides in VITARAN I (20mg/ml – PN 2%) works to repair the under-eye area by brightening dark circles, filling mild to moderate hollows, and minimising skin crepiness, while also reducing the risk of fluid retention that can come with using hyaluronic acid close to this area.

When used collaboratively, both injectables aim to rejuvenate and replenish the skin, simultaneously targeting concerns such as acne, rosacea and pigmentation through collagen and elastin production. VITARAN works to repair the skin's barrier and regulate and regenerate skin cells and tissue to enhance the complexion. On the other hand, Seventy Hyal 2000 works to replenish the superficial layers of the skin creating a healthy glow and reducing the appearance of fine lines. With this dynamic duo, clients can expect visibly glowing results, and healthy skin on the inside and out.

Seventy Hyal 2000 and VITARAN II - Seventy Hyal 2000 and VITARAN II can be combined to treat perceived skin concerns in both younger and mature skin. For clients with ageing skin, the high concentration of polynucleotides in VITARAN II (20mg/ml – PN2%) will work to repair the skin at a cellular level, stimulate collagen and elastin, protect from free radical damage, and prevent further elastin breakdown. Simultaneously, the desirable levels of high molecular weight hyaluronic acid (HA) in Seventy Hyal (>2000kDa, 30mg per 2ml) provide instant rejuvenation and hydration to the skin, while also enhancing a further collagen boost.

For clients with younger skin, the skin's barrier and collagen start to break down from their mid-20s. VITARAN II works to repair the skin's barrier and stimulate collagen and elastin production. These reparative properties also normalise skin cell function to a neutral state. At the same time, Seventy Hyal 2000 works to provide instant rejuvenation and hydration to all skin types.

Fat Dissolving



Price List

Lemon Bottle Small Area (5ml)	£80
Lemon Bottle Large Area (10ml)	£120

Fat Dissolving Treatment: Contouring and Smoothing

1. What is Fat Dissolving Treatment?

Fat dissolving treatment, also known as injection lipolysis or lipodissolve, is a non-surgical cosmetic procedure designed to reduce localized fat deposits. The treatment involves injecting a specialized solution into the fatty areas, which helps break down fat cells, resulting in a more contoured appearance. A popular fat-dissolving injectable is deoxycholic acid, a substance naturally found in the body that aids in the breakdown and absorption of dietary fat.

2. How Does Fat Dissolving Treatment Work?

Fat dissolving injections work by disrupting the fat cell membranes, causing the cells to break down. The destroyed fat cells are then metabolized by the body's natural processes and eliminated through the lymphatic system. The treatment specifically targets and reduces fat in the treated areas without affecting surrounding tissues.

Procedure Overview:

1. Consultation: An initial consultation to discuss the treatment plan and desired outcomes.
2. Preparation: The treatment area is cleaned, and a numbing agent may be applied to reduce discomfort.
3. Injection: The fat-dissolving solution is injected into the targeted areas using fine needles.
4. Post-Injection: The area may be massaged gently to ensure even distribution.

3. Benefits of Fat Dissolving Treatment

- Non-Surgical: A minimally invasive alternative to procedures like liposuction, with no need for anaesthesia or incisions.
- Targeted Fat Reduction: Focuses on specific areas of stubborn fat that are resistant to diet and exercise.
- Minimal Downtime: Most people can return to their normal activities shortly after the procedure.
- Gradual Results: The body gradually eliminates the dissolved fat cells, leading to a more natural-looking reduction in fat.

4. Areas That Can Be Treated with Fat Dissolving

Chin

- Commonly used to treat a double chin, resulting in a more defined jawline.

Abdomen

- Targets localized fat pockets in the stomach area.

Thighs

- Helps reduce fat on the inner and outer thighs for a smoother contour.

Arms

- Addresses fat accumulation on the upper arms, often referred to as "bat wings."

5. What to Expect During and After Fat Dissolving Treatment

During the Treatment:

- The session typically lasts between 30 to 60 minutes, depending on the area treated.

- Multiple sessions may be required for optimal results, spaced several weeks apart.

After the Treatment:

- Common immediate effects include swelling, redness, bruising, and tenderness in the treated area. These usually subside within a few days to weeks.
- Some patients may experience a mild burning sensation or firmness in the treated area.
- Visible results can start to appear within a few weeks, with full effects seen after several months as the body gradually processes the dissolved fat.

6. Aftercare and Possible Side Effects

Aftercare

- **Avoid Massaging:** Refrain from massaging the treated area unless instructed by your provider.
- **Cold Compresses:** Apply cold compresses to reduce swelling and discomfort.
- **Hydration:** Stay well-hydrated to assist the body in flushing out the dissolved fat cells.
- **Avoid Strenuous Activities:** Limit physical activity for the first 24-48 hours post-treatment.

Possible Side Effects

- **Common Side Effects:** Swelling, bruising, redness, tenderness, and firmness in the treated area.
- **Rare Side Effects:** Nerve injury, resulting in a temporary uneven smile or facial muscle weakness (for chin treatments), and infection. These are rare and typically resolve on their own or with treatment.

Fat dissolving treatments are a popular option for those looking to refine and contour specific body areas without undergoing surgery. As with any cosmetic procedure, it is essential to consult with a qualified healthcare provider to ensure safety and effectiveness.



Cavitation / RF Body Sculpting



Price List

Single Session Prices:

- **Small Areas (e.g., arms, flanks):** £50 - £75 per session
- **Medium Areas (e.g., abdomen, thighs):** £75-£100 per session
- **Large Areas (e.g., full body or multiple areas):** £100 - £150 per session

Package Deals:

- **3-6 Sessions:** £200 - £500 (discount is provided when buying multiple sessions upfront)
- **10 Sessions or More:** £300 - £700 (larger packages offer the best per-session rate)

Ultrasound Cavitation and RF Body Sculpting: Advanced Body Contouring Techniques

1. What is Ultrasound Cavitation – Body Contouring?

Ultrasound cavitation is a non-invasive body contouring treatment that uses ultrasonic waves to break down fat cells. This treatment is commonly referred to as body contouring or sculpting because it helps reduce localized fat deposits and improve body shape without surgery. It's often combined with Radio Frequency (RF) treatments to enhance skin tightening and contouring results.

2. How Does Ultrasound Cavitation – Body Contouring Work?

Ultrasound Cavitation:

Ultrasound cavitation involves the use of low-frequency ultrasound waves to penetrate the skin and target adipose (fat) tissue. The ultrasound waves create microbubbles within the fat cells, causing them to vibrate and eventually burst. The broken-down fat cells are then processed and eliminated by the body's lymphatic and urinary systems.

Radio Frequency (RF):

RF treatments use radio waves to generate heat in the deeper layers of the skin. This heat stimulates collagen production, tightens the skin, and enhances the contouring effects. The combined use of cavitation and RF can improve skin elasticity and reduce the appearance of cellulite.

3. Benefits of Ultrasound Cavitation – Body Contouring

- **Non-Invasive:** No surgery, anaesthesia, or downtime required.
- **Targeted Fat Reduction:** Effective for treating specific areas like the abdomen, thighs, arms, and buttocks.
- **Improves Skin Tone:** RF treatments help tighten the skin and stimulate collagen production.
- **Painless:** Generally a comfortable procedure with minimal discomfort.
- **Gradual Results:** Allows for a natural-looking reduction in fat and improvement in body contours.

4. Adipose Tissue

Adipose tissue, commonly known as body fat, is the tissue that stores energy in the form of fat. It is found beneath the skin (subcutaneous fat), around internal organs (visceral fat), and in small amounts in the muscles and bone marrow. Adipose tissue plays a vital role in cushioning and insulating the body, but excess adipose tissue can lead to overweight and obesity, contributing to various health issues.

Ultrasound cavitation targets subcutaneous adipose tissue, breaking down the fat cells without damaging surrounding tissues, thus helping in body contouring and fat reduction.

5. Cellulite

Cellulite is a common condition where the skin appears dimpled or lumpy, often found on the thighs, buttocks, and abdomen. It occurs due to the herniation of subcutaneous fat within fibrous connective tissue, resulting in an uneven skin surface.

Ultrasound cavitation and RF treatments can help reduce the appearance of cellulite by breaking down fat cells and stimulating collagen production, which smooths and tightens the skin.

6. Client Suitability for Ultrasound Cavitation – Body Contouring

Ideal Candidates:

- Individuals close to their ideal body weight who have stubborn areas of fat resistant to diet and exercise.
- Those looking for non-surgical options to improve body contour and reduce cellulite.
- People with good skin elasticity who want to avoid invasive procedures.

Not Suitable For:

- Pregnant or breastfeeding women.
- Individuals with serious medical conditions such as liver or kidney disease.
- Those with metal implants, pacemakers, or other electronic devices in the body.
- People with open wounds, infections, or severe skin conditions in the treatment area.

Consultation and Expectations:

A thorough consultation is essential to determine client suitability. During the consultation, we will assess the client's medical history, discuss treatment goals, and explain the process and expected outcomes.

Ultrasound cavitation and RF body sculpting offer a safe and effective solution for those looking to refine their body contours and improve skin appearance without undergoing surgery. Always seek treatment from qualified and experienced professionals to ensure the best results and safety.



Cryotherapy



Price List:

Small skin tags (Less than 3mm), Cherry Angiomas, Milia,	£30 1-3 lesions
Small Pigmentation & Sun/Age spots:	£45 4-5 lesions

(Sun/Age spots & Pigmentation over 3mm each will be prices at consultation)

Warts and Larger Skin tags:	£50 1-3 lesions
(May need a 2nd treatment)	£65 4 lesions
	£75 5 lesions

Verrucas:	£55 each
(Will need 2 or 3 treatments)	

Cryopen Blemish Removal: A Guide to Cryotherapy

1. What is Cryopen Blemish Removal?

Cryopen blemish removal is a non-invasive cosmetic procedure that uses cryotherapy to remove unwanted blemishes and skin lesions. The Cryopen device utilizes a fine stream of super-cooled nitrogen gas to freeze and destroy abnormal skin cells, causing them to slough off naturally. This method is used for treating a variety of skin imperfections, including age spots, warts, and skin tags.

2. What is Cryotherapy?

Cryotherapy is a treatment technique that involves exposing the skin to extremely cold temperatures to induce a therapeutic effect. In dermatology, cryotherapy is used to target and destroy abnormal or unwanted skin cells through freezing. The cold temperature causes the targeted cells to undergo cryoablation, which ultimately leads to their destruction and removal.

3. How Does Cryopen Blemish Removal Work?

Cryopen Procedure:

1. Preparation: The treatment area is cleaned to remove any debris or oils.
2. Application: The Cryopen device is used to deliver a precise, controlled stream of cryogen (usually liquid nitrogen) to the blemish or lesion. The temperature is lowered rapidly, freezing the targeted tissue.
3. Destruction: The freezing process causes the cells to crystallize, leading to their destruction. The dead cells are then naturally shed by the body over time.
4. Healing: The treated area gradually heals, and the blemish is replaced by healthy skin.

The Cryopen provides a highly controlled application of cryotherapy, allowing for precise treatment of smaller lesions and blemishes with minimal damage to surrounding tissue.

4. What Are the Benefits of Cryopen Blemish Removal?

- Non-Invasive: No need for surgical procedures or injections.
- Precision: The Cryopen allows for accurate treatment of small and specific areas.
- Minimal Discomfort: The procedure is generally quick and involves only mild discomfort.
- No Downtime: Most patients can resume normal activities immediately after treatment.
- Effective: Provides effective results for a range of benign skin lesions and blemishes.

5. What Can Be Treated with Cryopen?

Cryopen can be used to treat various types of skin blemishes and lesions, including:

- Age Spots: Brown or black spots that appear on the skin due to aging or sun exposure.
- Warts: Non-cancerous growths caused by human papillomavirus (HPV).
- Skin Tags: Small, soft, benign growths that hang off the skin.
- Cherry Angiomas: Small, red or purple bumps caused by dilated blood vessels.
- Seborrheic Keratosis: Non-cancerous, wart-like growths that can vary in color and texture.
- Milia: Small, white cysts that often appear around the eyes.

Cryopen is an effective and versatile tool for addressing various benign skin issues, offering a non-surgical option for achieving clearer, smoother skin. Always consult with a qualified healthcare provider to determine if Cryopen treatment is appropriate for your specific needs and skin condition.

Age/sunspots

Usually, one treatment is sufficient for the removal of pigmented areas such as age and sunspots with the cryopen. Age and sunspots are caused by overactive pigmented cells. On skin that has experienced years of sun exposure, pigmented spots will appear when melanin becomes clumped or is produced in high concentrations. They are more commonly found on the face, hands, chest and forearms.



Seborrheic warts

Seborrheic warts are common in the elderly caused by a build-up of ordinary skin cells. They are rough in texture and raised, either yellow or brown in colour.



Milia

Milia is more common in new-borns but can occur at any age. They are tiny white or yellow bumps that occur when keratin becomes trapped beneath the surface of the skin, more commonly found on the face.



Seborrheic and actinic keratosis

Seborrheic keratosis is raised bumps that appear like warts and can range from white, brown, tan or black. They are often found on the arms, back and chest. They are caused by a build-up of skin cells

in the epidermis. Actinic keratosis appears as rough, scaly patches caused by years of sun exposure, also known as solar keratosis.



Cherry angioma

Also known as red moles, cherry angiomas are common skin growths that appear due to a collection of small blood vessels. The cause is unknown, and they are no cause for concern.



Skin tags

Skin tags are usually a few millimetres in size and appear as a small flap of tissue that hangs off the skin by a connecting stalk. They are usually found on the neck, armpits, eyelids, groin and breasts.



Warts and verruca's

Warts are highly contagious and occur when a virus comes in contact with the skin and causes infection. Verrucae appear similar to warts but are flatter as they tend to be found on the feet. It is recommended to soak the wart or verruca for 5 minutes every day, followed by exfoliating, for one week prior to a cryopen appointment.



B12 Injection



**GET YOUR B12
INJECTIONS HERE**

Price List

Single Session

£25

Course of 4 recommended

£80

B12 Injection: Essential Information

1. What is a B12 Injection?

A B12 injection is a medical treatment in which vitamin B12, a vital nutrient, is administered directly into the bloodstream. This method is often used to correct or prevent deficiencies of vitamin B12, which is essential for various bodily functions, including nerve function, red blood cell production, and DNA synthesis.

2. How Does a B12 Injection Work?

Vitamin B12 injections deliver the vitamin directly into the bloodstream or muscle tissue, bypassing the digestive system. This ensures that the vitamin is readily available for absorption, which is particularly beneficial for individuals who have difficulty absorbing vitamin B12 through their diet or oral supplements. The injected vitamin helps to replenish and maintain adequate levels of B12 in the body.

3. Benefits of B12 Injection

Boosts Energy Levels

- **Increased Vitality:** B12 is crucial for energy production at the cellular level. Adequate levels can help combat fatigue and improve overall energy levels.

Improves Mood and Mental Clarity

- **Mood Regulation:** B12 plays a role in the production of neurotransmitters that affect mood. Adequate levels can help improve mood and support mental clarity.

Supports Metabolism

- **Efficient Metabolism:** B12 is involved in the metabolism of fats, proteins, and carbohydrates, aiding in the efficient use of energy and supporting metabolic processes.

Enhances Sleep Quality

- **Better Sleep:** While not a direct sleep aid, proper B12 levels can help regulate circadian rhythms and improve overall sleep quality.

4. Who Can Benefit from B12 Injections?

Individuals with B12 Deficiency

- **Symptoms:** People diagnosed with B12 deficiency, which can lead to anaemia, fatigue, weakness, and neurological issues, can benefit significantly from B12 injections.

Vegetarians and Vegans

- **Dietary Concerns:** Since vitamin B12 is primarily found in animal products, vegetarians and vegans, who may have lower dietary intake of B12, often require supplementation.

Those with Certain Medical Conditions

- **Absorption Issues:** Individuals with gastrointestinal conditions like Crohn's disease, celiac disease, or those who have undergone certain types of gastrointestinal surgery may have difficulty absorbing B12 and can benefit from injections.

Athletes and Active Individuals

- **Enhanced Performance:** Athletes and those with high physical activity levels may use B12 injections to improve energy levels, reduce fatigue, and support overall performance.

5. What to Expect During and After a B12 Injection

During the Injection:

- **Procedure:** The injection is typically administered into the muscle, often in the upper arm, thigh, or buttock. It usually takes just a few minutes.
- **Discomfort:** The injection may cause mild discomfort or a brief sting, but the procedure is generally well-tolerated.

After the Injection:

- **Immediate Effects:** You may not notice immediate changes, as it can take a few days to weeks for the effects to become apparent.
- **Follow-Up:** Regular follow-up appointments may be scheduled to monitor B12 levels and adjust dosage if necessary.

6. Aftercare and Possible Side Effects

Aftercare

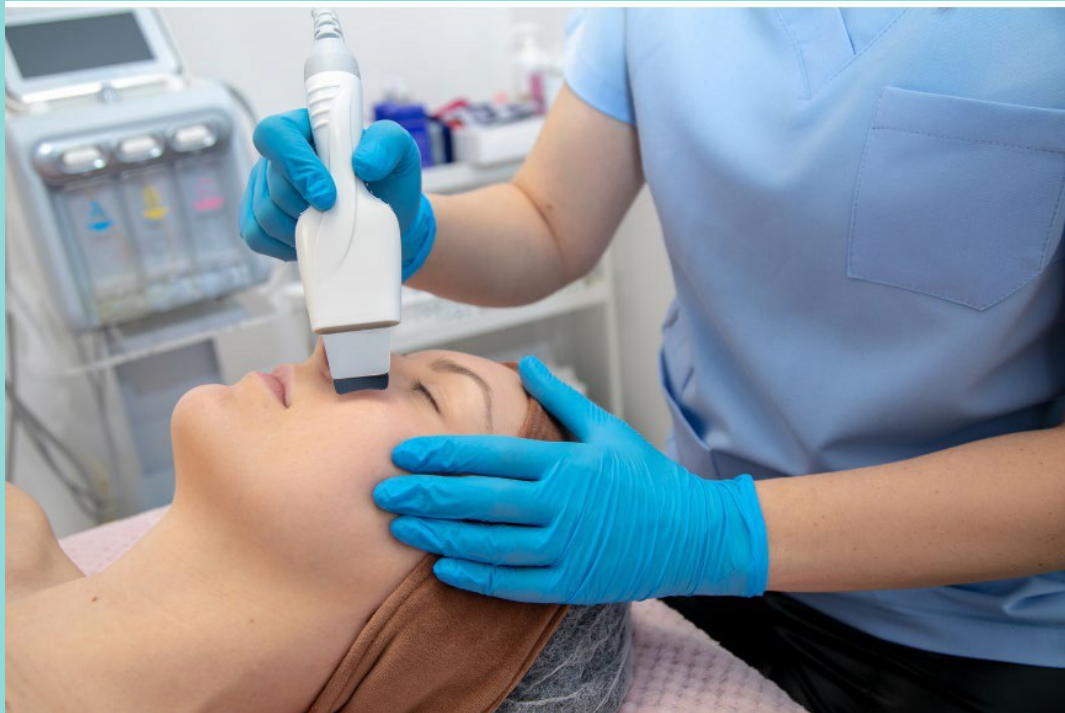
- **Hydration:** Drink plenty of water to help the body process the injected vitamin.
- **Activity:** Resume normal activities right after the injection, though it's advisable to avoid heavy exercise for a short period if you feel any discomfort.

Possible Side Effects

- **Common Side Effects:** Mild pain or redness at the injection site, nausea, or diarrhoea.
- **Rare Side Effects:** Severe allergic reactions, such as rash, itching, or swelling, are rare but possible. If any serious reactions occur, seek medical attention immediately.

B12 injections can be an effective solution for those needing to boost their vitamin B12 levels quickly and efficiently.

Facials / Chemical Peels / Microneedling / RF Microneedling



Price List

Indian Head Massage / Lymphatic Massage	£60
Facials	From £60
Block of 3	From £150
Hydra Facials	£70
Block of 3	£180
Japanese Head Spa (includes basic blow dry)	From £70
Block of 3	From £190
Chemical Peel	£120
Block of 3	£300
BioRePeel	£120
Block of 3	£300
Microneedling	£120
Block of 3	£300
RF Microneedling	£160
Block of 3	£420
BB Glow	£120
Block of 3	£300
Meso Tox (Microneedling with Botox)	£140
Mesotherapy	£120
Block of 3	£300

Facials, Chemical Peels, Microneedling, and RF Microneedling: Comprehensive Guide

1. Facials

What is a Facial?

A facial is a skincare treatment designed to cleanse, exfoliate, and nourish the skin. It aims to improve skin health, enhance appearance, and provide relaxation. The procedure typically involves multiple steps to address individual skin concerns and leave the skin looking fresh and rejuvenated.

Benefits of Normal Facials

- **Deep Cleansing:** Removes impurities, dirt, and excess oils from the skin.
- **Exfoliation:** Sloughs off dead skin cells to reveal a smoother and brighter complexion.
- **Hydration:** Provides essential moisture and nourishment to the skin.
- **Improves Circulation:** Enhances blood flow and promotes healthier skin.
- **Relaxation:** Offers a soothing and calming experience, often incorporating massage techniques.

Steps Involved in a Normal Facial

1. **Cleansing:** Removal of makeup and surface impurities with a gentle cleanser.
2. **Exfoliation:** Application of a scrub or enzyme treatment to remove dead skin cells.
3. **Extraction:** Manual removal of blackheads and clogged pores (if necessary).
4. **Mask:** Application of a face mask tailored to skin type (hydrating, purifying, etc.).
5. **Moisturization:** Application of a hydrating cream or serum to lock in moisture.
6. **Massage:** Facial massage to stimulate circulation and relax the muscles.

2. HydraFacials

What is a HydraFacial?

A HydraFacial is a non-invasive facial treatment that combines cleansing, exfoliation, extraction, and hydration using a specialized device. The HydraFacial system uses a unique vortex-fusion technology to deliver nourishing serums while removing dead skin cells and impurities.

How Does a HydraFacial Work?

1. **Cleansing and Exfoliation:** The device uses a patented spiral tip to exfoliate the skin and remove dead cells.
2. **Extraction:** A gentle suction removes impurities and unclogs pores.
3. **Hydration:** A hydrating serum is infused into the skin to provide deep nourishment and moisture.
4. **Protection:** The skin is treated with antioxidants and peptides to protect and rejuvenate.

Benefits of HydraFacials

- **Deep Hydration:** Infuses the skin with moisture and essential nutrients.
- **Improved Texture:** Smooths out uneven skin texture and reduces fine lines.
- **Reduced Pore Size:** Clears out and minimizes the appearance of pores.

- **Brightening:** Enhances skin tone and radiance.

Steps Involved in a HydraFacial

1. **Cleansing:** Initial cleansing to prepare the skin.
2. **Exfoliation:** Using the HydraFacial device to exfoliate the skin.
3. **Extraction:** Gentle suction to remove impurities and debris.
4. **Hydration:** Application of hydrating serums.
5. **Protection:** Final treatment with protective serums and moisturizers.

3. Japanese Head Spa

What is a Japanese Head Spa?

A Japanese Head Spa is a therapeutic treatment focused on the scalp, designed to improve overall hair and scalp health. It combines scalp massage, deep cleansing, and conditioning to promote relaxation and rejuvenation.

How Does a Japanese Head Spa Work?

1. **Cleansing:** The scalp is thoroughly cleansed using specialized shampoos and techniques to remove impurities and excess oils.
2. **Massage:** A relaxing scalp massage is performed to stimulate blood flow and promote relaxation.
3. **Conditioning:** Application of nourishing treatments and conditioners to hydrate and strengthen the scalp and hair.
4. **Rinsing:** The scalp and hair are rinsed thoroughly, leaving them clean and refreshed.



Benefits of Japanese Head Spa Treatments

- **Scalp Health:** Improves blood circulation and promotes a healthy scalp environment.
- **Hair Growth:** Stimulates hair follicles and can support healthy hair growth.
- **Relaxation:** Provides deep relaxation and stress relief.
- **Hydration:** Nourishes and conditions the scalp and hair.

Steps Involved in a Japanese Head Spa Treatment

1. **Consultation:** Discussion of scalp and hair concerns with the practitioner.
2. **Cleansing:** Thorough cleansing of the scalp to remove buildup.
3. **Massage:** Scalp massage to relieve tension and enhance circulation.
4. **Treatment:** Application of conditioning and nourishing treatments.
5. **Rinsing and Drying:** Rinsing off products and drying the hair.

Each of these treatments offers unique benefits and can be tailored to individual skin and scalp needs.

Plasma Fibroblast Skin Tightening



Price List

Fibroblast Skin Imperfection Removal

Price: from £39

Description:

Skin Tags, Moles, Milia, Skin pigmentation, Age spots, Sun spots,
Stretch marks, Acne scars and Post-Surgical Scars

Upper Lid tightening

Price: £100 Time: 60-120min

Crow's feet

Price: £100 Time: 60-120min

Forehead wrinkles

Price: £150 Time: 60-120min

Frown lines

Price: £100 Time: 60-120min

Lower Eyelid tightening

Price: £100 Time: 60-120min

Nasolabial Fold

Price: £100 Time: 60-120min

Jawline lifting

Price: £200 Time: 60-120min

Full Face

Price: £300 Time: 60-120min

Elbows/Knees Loose

Price: £250 Time: 60-120min

Smoker's lines/Top lip

Price: £100 Time: 60-120min

Cheek Lines

Price: £100 Time: 60-120min

Lower Lips To Chin with Marionette Lines

Price: £100 Time: 60-120min

Neck

Price: £150 Time: 60-120min

Wrinkles between breast

Price: £150 Time: 60-120min

Tummy Stretch Marks

Price: £200 Time: 60-120min

Tummy Loose Skin Tightening

Price: £200 Time: 60-120min

Plasma Fibroblast Skin Tightening: A Comprehensive Guide

1. What is Plasma Fibroblast Skin Tightening?

Plasma Fibroblast Skin Tightening is a non-invasive cosmetic procedure that utilizes plasma energy to rejuvenate and tighten the skin. It is designed to target loose or sagging skin, reduce wrinkles, and improve overall skin texture. The procedure works by using plasma, which is the fourth state of matter, to create controlled micro-injuries on the skin's surface, stimulating collagen production and tightening the skin.

2. How Does Plasma Fibroblast Skin Tightening Work?

Mechanism of Action:

1. **Plasma Energy Application:** The Plasma Fibroblast device generates an electric arc or plasma energy that is applied to the skin's surface. This plasma energy creates tiny, controlled micro-injuries in the epidermis (the outer layer of skin).
2. **Micro-Injury Healing:** The micro-injuries trigger the body's natural healing response. In response to these micro-injuries, the skin begins to repair itself by producing new collagen and elastin fibers, essential for skin elasticity and firmness.
3. **Collagen Stimulation:** The increase in collagen production tightens the skin, reducing the appearance of wrinkles and sagging. The treatment encourages the skin to regenerate and improves its texture and appearance over time.
4. **Healing Process:** Following the treatment, the skin undergoes a natural healing process. The tiny spots where the plasma was applied will form scabs that eventually fall off, revealing tighter and smoother skin beneath.

3. What Areas Can Be Treated Using Plasma Therapy?

Common Treatment Areas:

1. **Upper Eyelids:**
 - **Concern:** Sagging or drooping of the upper eyelids.
 - **Benefit:** Tightens and lifts the eyelid area, reducing the appearance of hooded eyes.
2. **Lower Eyelids:**
 - **Concern:** Puffiness or wrinkling under the eyes.
 - **Benefit:** Reduces under-eye bags and smooths out wrinkles.
3. **Facial Wrinkles:**
 - **Concern:** Fine lines and wrinkles around the mouth, forehead, and cheeks.
 - **Benefit:** Smooths out wrinkles and enhances overall facial tightness.
4. **Neck:**
 - **Concern:** Loose or sagging skin on the neck area, often referred to as a "turkey neck."
 - **Benefit:** Firms and tightens the skin, reducing sagging.
5. **Décolletage:**
 - **Concern:** Wrinkles and sun damage on the chest area.
 - **Benefit:** Improves skin texture and tightness, addressing sunspots and fine lines.

6. Abdomen:

- **Concern:** Loose skin following weight loss or pregnancy.
- **Benefit:** Tightens and firms the skin on the abdomen.

7. Hands:

- **Concern:** Wrinkling and thinning skin on the hands.
- **Benefit:** Tightens the skin and improves texture, reducing the appearance of aging.

Additional Areas:

- **Knees:** For tightening and smoothing skin that may have become loose.
- **Elbows:** Addressing sagging skin and improving elasticity.

Summary

Plasma Fibroblast Skin Tightening is an innovative, non-surgical solution for skin rejuvenation and tightening. By leveraging the power of plasma energy, the procedure stimulates the body's natural healing processes, promoting the production of collagen and elastin to improve skin firmness and appearance. It is suitable for various areas of the body, including the face, neck, and other areas prone to sagging or wrinkling.

Plasma Fibroblast is commonly used for facial rejuvenation, tightening sagging skin, and addressing concerns such as crow's feet, nasolabial folds, and neck laxity. The procedure is known for its precision and minimal downtime compared to traditional surgical options.

HIFU Treatment



Price List

1. Facial Treatment

- Forehead: £100
- Cheeks: £100
- Jawline: £100
- Full Face: £250

2. Neck and Décolletage

- Neck: £150
- Décolletage: £150
- Full Neck and Décolletage: £250

3. Body Areas

- Abdomen: £200
- Arms: £150
- Thighs: £200

High-Intensity Focused Ultrasound (HIFU) Treatment: A Detailed Overview

1. What is HIFU Treatment?

High-Intensity Focused Ultrasound (HIFU) is a non-invasive cosmetic procedure that uses focused ultrasound waves to lift and tighten the skin. HIFU is designed to target deeper layers of the skin, stimulating collagen production and improving skin elasticity. It is often used for facial lifting, wrinkle reduction, and body contouring without the need for surgery.

2. How Does HIFU Treatment Work?

Mechanism of Action:

1. **Ultrasound Energy Delivery:** HIFU treatment uses high-intensity focused ultrasound waves to penetrate the skin at precise depths. The energy is concentrated in specific areas to create thermal effects.
2. **Thermal Stimulation:** The focused ultrasound energy heats the targeted tissue to a temperature that stimulates the production of collagen and elastin. This heating effect creates micro-damage in the deeper layers of the skin, triggering the body's natural healing process.
3. **Collagen Production:** As the body heals, new collagen and elastin fibers are formed, leading to increased skin firmness and elasticity. This process results in a natural lifting and tightening effect.
4. **Gradual Improvement:** The results from HIFU treatment develop gradually over a few months as collagen production increases and the skin tightens.

3. Benefits of HIFU Treatment

- **Non-Surgical:** Offers a non-invasive alternative to surgical facelift procedures with no need for anaesthesia or incisions.
- **Natural Results:** Stimulates the body's natural collagen production for gradual and natural-looking results.
- **Lifting and Tightening:** Effectively lifts and tightens sagging skin, especially in areas prone to lose skin and wrinkles.
- **Minimal Downtime:** Most patients experience minimal downtime and can resume daily activities immediately after the treatment.
- **Long-Lasting Results:** Results can last up to 1-2 years with proper skincare and maintenance.

4. Areas That Can Be Treated with HIFU

Facial Areas:

- **Forehead:** Smooths out forehead lines and lifts the brow area.
- **Cheeks:** Lifts and firms the cheek area, reducing sagging.
- **Jawline:** Enhances the definition of the jawline and reduces the appearance of jowls.
- **Under-Eyes:** Targets puffiness and fine lines under the eyes.
- **Nasolabial Folds:** Reduces the depth of lines running from the nose to the corners of the mouth.

Body Areas:

- **Neck:** Tightens loose skin on the neck area (often referred to as a “turkey neck”).
- **Décolletage:** Improves the appearance of wrinkled or sagging skin on the chest.
- **Abdomen:** Helps to tighten skin and improve contour in the abdominal area.
- **Arms and Thighs:** Targets loose skin and enhances firmness.

5. What to Expect During and After HIFU Treatment

During the Treatment:

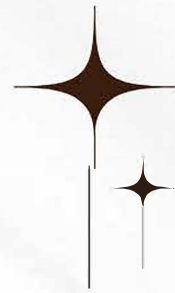
- **Procedure Duration:** The procedure typically lasts between 30 minutes to 1.5 hours, depending on the treatment area and the extent of the treatment.
- **Sensation:** Patients may experience a warming or tingling sensation during the treatment as the ultrasound waves are delivered to the deeper layers of the skin.
- **Comfort:** Most HIFU treatments are well-tolerated, though some patients may feel mild discomfort.

After the Treatment:

- **Immediate Effects:** You may experience redness, swelling, or tenderness in the treated areas. These effects are usually mild and subside within a few hours to a few days.
- **Results Timeline:** The initial tightening may be noticeable right after the treatment, but the full results develop gradually over 2-3 months as collagen production increases.
- **Post-Treatment Care:** Patients can typically resume their normal activities immediately. It is advisable to avoid excessive sun exposure and use sunscreen to protect the skin.

Summary

HIFU treatment is an advanced, non-invasive method for lifting and tightening the skin. By using focused ultrasound energy, it stimulates collagen production in deeper skin layers, offering a natural and gradual improvement in skin firmness and elasticity. It is suitable for various areas of the face and body, with minimal downtime and long-lasting results.



NATURAL BEAUTY AESTHETICS

OUR LOCATION

The Treatment Room

Advant Garde Hair & Beauty

18 The Rows

Harlow

CM20 1BZ

From 1st May 2025



07585660246



debbie@naturalbeauty-
aesthetics.co.uk

OFFICIAL

DERMA[®]2.0

by Fountain of Youth Aesthetic Boutique

fyab

DERMA 2.0 CLINIC

🌟 Introducing Derma 2.0 at Natural Beauty Aesthetics 🌟

The Gold Standard in Professional Skincare Now Available Here!

Hi lovely clients,

I'm so excited to announce that **Natural Beauty Aesthetics** is now offering the incredible **Derma 2.0 range** – a medical-grade, Italian-made skincare system that delivers visible results for the face, body, scalp, and more.

Created by an expert team led by an Italian doctor, this advanced range blends powerful ingredients, science, and ethical manufacturing to treat everything from fine lines and pigmentation to stubborn fat and hair thinning.

💖 Why I Chose Derma 2.0 for You

- ✅ 100% Made in Italy – Quality-assured under strict regulations
- ✅ Patented Formulas – Exclusive to the Derma 2.0 brand
- ✅ Medical-Grade Ingredients – Clinically tested for real results
- ✅ Cruelty-Free & Sustainable – Kind to skin, animals, and the environment
- ✅ ISO Certified – Meeting the highest industry standards

🌟 Introducing Derma 2.0 at Natural Beauty Aesthetics 🌟

Whether you're aiming for brighter skin, smoother texture, body sculpting, or hair regrowth – I can tailor Derma 2.0 treatments to your specific needs.

Debbie's Quick Guide to the Derma 2.0 Range

Find the Right Treatment for Your Skin Goals

The range includes:

7 Monoactives – Colour-coded, single-ingredient power serums

12 Cocktails – White-box, multi-ingredient blends for specific concerns

Treatments can be done via **Microneedling**, **Mesotherapy (Meso)**, or **Transdermal application**. Some are also suitable for **fat dissolving injections**.

MONOACTIVES – One Ingredient, Targeted Results

Face, Neck, Décolleté & Lips

- 💧 Hydrating – Deep moisture (Hyaluronic Acid)
- 🔧 Restorer – Strengthens and smooths (Organic Silicon)
- ⚡ Tone Up – Firms sagging skin (DMAE)
- ☀️ Pro-Age A – Brightens, targets pigmentation (Retinol)

Under Chin & Body

- 👉 Slim Up – Fat reduction under the chin or body (Deoxycholic Acid)
- 🔥 Remolding – Contours and eliminates localised fat (Deoxycholic Acid + Phosphatidylcholine)

🌟 Introducing Derma 2.0 at Natural Beauty Aesthetics 🌟

Scalp

🌱 Amino Loss – Boosts hair growth and scalp health (Carnitine)

💧 **COCKTAILS – Blended Serums for Specific Skin Concerns**

Face Only

🌟 Lifting – Non-invasive lifting (Botox-like peptides)

🌈 Whitening – Fades dark spots and melasma

💧 Purifying – Treats acne-prone, oily skin (Topical only)

💧 Sensitive – Calms red or reactive skin (Topical only)

Scalp

👩 ♀ Hair – Strengthens and stimulates regrowth

Under Eyes

🚰 **Derma Eye** – Perfect for **puffiness, bags and fluid retention under the eyes**. This treatment works by **drying up excess fluid**, tightening and de-puffing the under-eye area. Key ingredients: **Caffeine, Arginine, Artichoke Extract, Acetyl Hexapeptide-30**

Face, Neck, Décolleté & Under Eyes

🌱 **Bio** – Also known as “**The Glass Facial**” This is our go-to for **deep hydration, a glowing, dewy finish**, and plumper, younger-looking skin.

Key ingredients: High-dose Hyaluronic Acid (40mg/ml), Vitamins A–E, Amino Acids, DMAE, Sodium DNA, Glutathione

🌟 Introducing Derma 2.0 at Natural Beauty Aesthetics 🌟

Face, Neck, Décolleté, Scalp & Under Eyes

🔬 Esosome-Age – Advanced anti-ageing with plant-based exosomes

Face, Neck, Body

💉 Repair – Improves scarring and stretch marks

🏋️ Firming – Lifts and tightens sagging skin

Body

🍌 Celu – Breaks down cellulite and smooths skin

🔥 Lipo – Fat dissolving serum for stubborn areas

📅 Treatment Plan & Pricing

🌟 How many sessions do I need?

For best results, I recommend **3–4 sessions**, spaced **7 to 10 days apart**. We'll discuss your goals during your consultation and choose the most suitable products and method.

💉 Application methods:

- **Microneedling**
- **Mesotherapy (Meso)**
- **Or both together (Recommended for maximum effect)**

✨ Introducing Derma 2.0 at Natural Beauty Aesthetics ✨

💷 Pricing

- £120 per session/area (microneedling *or* mesotherapy)
- £180 per session/area (microneedling **and** mesotherapy combined in one visit)

🌀 Let's Transform Your Skin – Safely & Scientifically

Whether you're looking for smoother skin, fat reduction, a brighter complexion, or hair regrowth – I'll help choose the right Derma 2.0 treatment just for you.

✨ Safe. Effective. Scientifically Advanced.

Because you deserve the very best.

With love,

Debbie x

Natural Beauty Aesthetics