




# MARKET REPORT

**Palisades Quarterly Market Report**

Here is an updated Market Report summarizing current real estate activity in your area. This data is based on current information from the regional Multiple Listing Service. If you need clarification on any of the figures or if you wish to receive a more detailed version which takes into account the particulars of your home, please contact me directly and I will be happy to provide a comprehensive Comparative Market Analysis (CMA).

Sincerely,  
Jeffrey Pill



**JEFFREY PILL**

CalRE : 01206520

Direct: +13109943235

[jeff@beachhillproperties.com](mailto:jeff@beachhillproperties.com)

[www.beachhillproperties.com](http://www.beachhillproperties.com)



**COLDWELL BANKER  
REALTY**

# MARKET SNAPSHOT

## Palisades Quarterly Market Report

As of 07/03/2022

### FOR SALE

Avg. Days on Market: 28 Days  
 Listings Currently for Sale: 6  
 Newest Listing: 06/28/2022  
 Shortest/Longest: 5 Days / 59 Days

### PENDING

Avg. Days on Market: 3 Days  
 Pending Listings: 2  
 Shortest/Longest: 1 Days / 5 Days

### OFF-MARKET

Avg. Days on Market: 49 Days  
 Off Market Listings: 2  
 Shortest/Longest: 25 Days / 73 Days

### RECENT SALES DATA

Avg. Days to Sell: 6 Days  
 Total Sales: 7  
 30-day Sales: 3  
 Last Sale: 06/15/2022  
 Shortest/Longest: 2 Days / 10 Days  
 Months of Supply: 2\*\*

\*\*Estimated time to sell current listing inventory.  
 6 months is considered a balanced market

### ● FOR SALE

	LIST PRICE	DOM
AVERAGE	\$1,357,417	28
HIGH	\$1,650,000	59
LOW	\$899,000	5

Includes the following property statuses: **Active, Active Under Contract**

### ● PENDING

	LIST PRICE	DOM
AVERAGE	\$1,119,500	3
HIGH	\$1,500,000	5
LOW	\$739,000	1

Includes the following property statuses: **Pending**

### ● OFF-MARKET

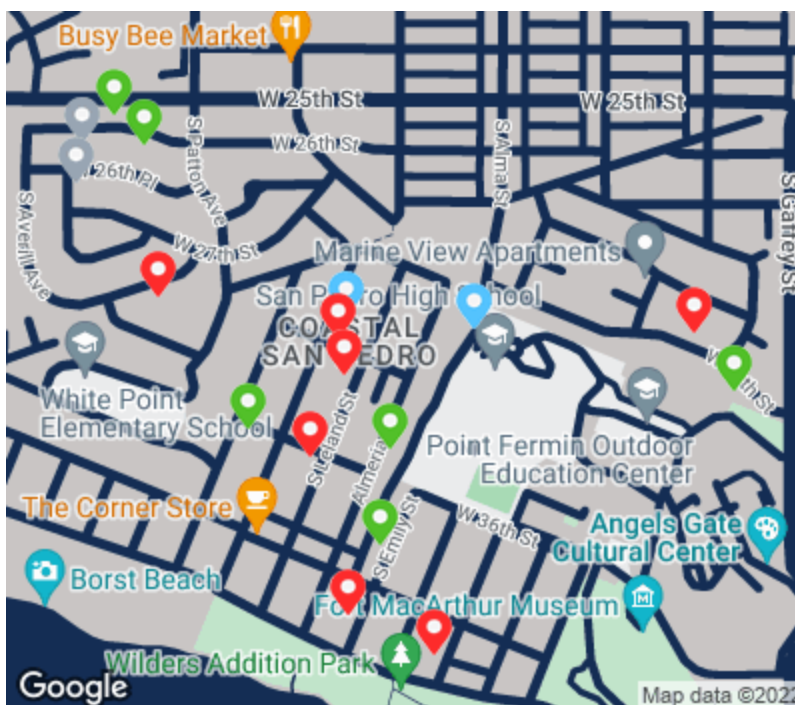
	LIST PRICE	DOM
AVERAGE	\$889,900	49
HIGH	\$929,900	73
LOW	\$849,900	25

Includes the following property statuses: **Off Market**

### ● RECENT SALES DATA

	LIST PRICE	SALE PRICE	\$ DIFF	% DIFF	DOM
AVERAGE	\$1,200,128	\$1,301,429	\$101,301	7.78% ↑	6
HIGH	\$1,759,000	\$1,775,000	\$16,000	0.9% ↑	10
LOW	\$949,898	\$950,000	\$102	0.01% ↑	2

Includes following property statuses: **Closed**



Click on data points to access interactive map.

● FOR SALE ● PENDING ● OFF-MARKET ● RECENT SALES DATA

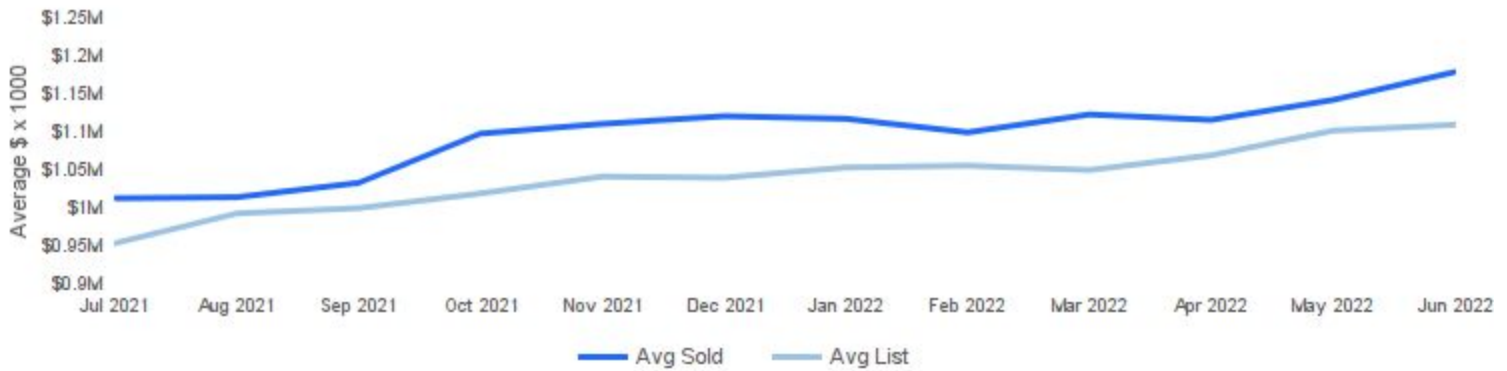
For an estimated value of your property, please click here:

# MARKET SNAPSHOT

## Palisades Quarterly Market Report

As of 07/03/2022

### MARKET PRICE TREND



### PROPERTIES ON THE MARKET



### DAYS ON MARKET



**Properties on the market** | Number of properties listed for sale  
**Average Sales Price** | Average sales price for all properties sold.  
**Average List Price** | Average sales price for all properties listed for sale.  
**Days on Market** | Average days on market for all properties sold.

# MARKET SUMMARY

## Palisades Quarterly Market Report

As of 07/03/2022

### ● FOR SALE

Status	MLS ID	Address	City	Bed	Bath(F/P)*	DOM
Active	<a href="#">TR22141225</a>		San Pedro	4	3/0	5
Active	<a href="#">SB22099997</a>		San Pedro	3	2/2	53
Active	<a href="#">PW22134411</a>		San Pedro	3	3/0	13
Active	<a href="#">OC22110216</a>		San Pedro	3	1/0	59
Active	<a href="#">PV22141586</a>		San Pedro	3	1/0	5
Active Under Contract	<a href="#">PV22110251</a>		San Pedro	4	2/1	35
			<b>AVERAGE</b>	3	2/2	28
			<b>HIGH</b>	4	3/2	59
			<b>LOW</b>	3	1/1	5

### ● PENDING

Status	MLS ID	Address	City	Bed	Bath(F/P)*	DOM
Pending	<a href="#">DW22121029</a>		San Pedro	4	4/1	5
Pending	<a href="#">SB22126999</a>		San Pedro	5	2/0	1
			<b>AVERAGE</b>	5	3/1	3
			<b>HIGH</b>	5	4/1	5
			<b>LOW</b>	4	2/1	1

### ● RECENT SALES DATA

Status	MLS ID	Address	City	Bed	Bath(F/P)*	Sale Price	DOM
Closed	<a href="#">SB22079814</a>	<a href="#">3721 S Parker Street</a>	San Pedro	5	2/1	\$1,775,000	4
Closed	<a href="#">PV22091909</a>	<a href="#">3603 S Leland Street</a>	San Pedro	3	2/0	\$1,299,000	6
Closed	<a href="#">SB22099817</a>	<a href="#">3419 S Leland Street</a>	San Pedro	4	2/1	\$1,405,000	4
Closed	<a href="#">PV22070754</a>	<a href="#">790 W 30th Street</a>	San Pedro	3	2/0	\$1,325,000	2
Closed	<a href="#">SB22060711</a>	<a href="#">3719 S Emily Street</a>	San Pedro	4	2/0	\$1,320,000	10
Closed	<a href="#">OC22027358</a>	<a href="#">1331 W 27th Drive</a>	San Pedro	3	1/0	\$1,036,000	6
Closed	<a href="#">SB22063150</a>	<a href="#">3194 Barbara Street</a>	San Pedro	2	1/0	\$950,000	9
			<b>AVERAGE</b>	3	2/1	\$1,301,429	6
			<b>HIGH</b>	5	2/1	\$1,775,000	10
			<b>LOW</b>	2	1/1	\$950,000	2

### ● OFF-MARKET

Status	MLS ID	Address	City	Bed	Bath(F/P)*	DOM
Off Market	<u>SB22057661</u>	<u>1367 W 26th Street</u>	San Pedro	3	1/0	73
Off Market	<u>SB22082268</u>	<u>1367 W 26th Place</u>	San Pedro	3	1/0	25
			<b>AVERAGE</b>	3	1/-	49
			<b>HIGH</b>	3	1/-	73
			<b>LOW</b>	3	1/-	25

\* Baths: F = Full, P = Partial

The property information herein is derived from various sources that may include, but not be limited to, county records and the Multiple Listing Service, and it may include approximations. Although the information is believed to be accurate, it is not warranted and you should not rely upon it without personal verification. ©2022 Coldwell Banker. All Rights Reserved. Coldwell Banker and the Coldwell Banker logos are trademarks of Coldwell Banker Real Estate LLC. The Coldwell Banker® System is comprised of company owned offices which are owned by a subsidiary of Realogy Brokerage Group LLC and franchised offices which are independently owned and operated. Not intended as a solicitation if your property is already listed by another broker. The Coldwell Banker System fully supports the principles of the Fair Housing Act and the Equal Opportunity Act. 