


Classic Corvette Newsletter

December 2023

*“A Publication of the Kansas
City Chapter of the NCRS”*

It's beginning to look like Christmas.





Classic Corvette Newsletter

December 2023

*"A Publication of the Kansas
City Chapter of the NCRS"*

Message from the Chairman


KC NCRS Chapter Members,

This is the last newsletter of the year! Our Nominations Dinner/Charity Auction was a great success---I've heard from a lot of you that we liked the venue and atmosphere---and that for next year we should plan for more of a steak type of caterer---all good points that we will "adjust fire" on when planning for next year. Speaking of planning---we finished our planning meeting a few weeks ago and are working up our calendar for 2024. It is pretty full including some events that we are coordinating to see if we can make them a go---like an All Corvette Charity Car Show. We will be starting to integrate new nominated Chapter Roles for the 2025 "Show-Me" Regional that I'd like to see us adopt as regular positions within our club. I need everyone's help as we can all do our piece to help move the Chapter into a larger footprint as we continue to grow!

The first big judging event of the year is the Florida Regional in Melbourne. If you haven't signed up yet and want to go---I recommend doing it ASAP! Florida Chapter recently had a Chapter Flight Judging Event at the new location for a trial run---and it was a huge success! We had heard a rumor that the judging would be outside---that is NOT the case as they have a very VERY large maintenance facility that we will have the use of so all inside for judging.

We have many items on the calendar for 2024---and I hope everyone can be active in the club this year.

Lisa and I would like to wish everyone Seasons Greetings during our last month of 2023---and hope that everyone is able to spend time with Family and Friends. Here is to a Happy New Year as we welcome in 2024!



Classic Corvette Newsletter

December 2023

*“A Publication of the Kansas
City Chapter of the NCRS”*

Message from the Chairman continued

Jon Shafer, NCRS #57816

Kansas City NCRS Chapter President

913-488-2592 jon@corvspeckc.com

Jon F. Shafer


Shafer Enterprises, LLC

d/b/a Corvette Specialties of Kansas City

www.corvspeckc.com

www.corvettespecialties.com

913-488-2592



Classic Corvette Newsletter

December 2023

*"A Publication of the Kansas
City Chapter of the NCRS"*

Message from the Vice Chairman

NCRS Vice Chairman notes by John Hecker

As they say Winter is coming. We have done several events this year as you have seen in the past newsletters. A lot of members traveled to all or several of this year's Regionals and National.

This year we saw members getting judging awards at the National. Jim Curtis got his Red Hat, Tim Lang earned his Master Judging 300 award, John Hecker earned his Master Judging 400 award. Mike Hanley earned his Master Judging 5 Star award. Betty Murray earned her 100 Master Tabulation award. The KC Chapter earned the Top Flight award for 2022.

Next year I know there will be more members added to the rank of Master judge.

I earned the Cross Flags award at the National for the 99. This starts out as a 4-star award. I am on the way to earning a 5-star. I was in West Des Moines and Lincoln at the last Blast to Display the car. Next year I plan on going to the Iowa Regional to display the car.


It was great to see several members at the Frisco Regional back in October.

In November we had a great turn out for the Nominations Dinner and Charity auction.

See you at the December club meeting. Looking forward to another good year in 2024.

As a reminder check the NCRS web site for new events.

John



Classic Corvette Newsletter

December 2023

*"A Publication of the Kansas
City Chapter of the NCRS"*

Message from the Editor

Whew another year has flown by. So many events and good times. But there is more to come next year.


As we get ready for next year and you are working on your cars don't forget to take pictures and write tech articles. We need them for our club's top flight award. Thanks to Tony Stein we got the last one we needed for this year and it is in this edition. Next year lets get those articles in a little earlier. It would really help.

Also, I know there are more and more members going to events. Write something about the events you go to so I can share what you liked or did not like about the events you attend. Send pictures.

I appreciate all the help and articles I got from everyone this year

Have wonderful Christmas and great New Year!

Hope to see you in 2024
Cindy



Classic Corvette Newsletter

December 2023

*"A Publication of the Kansas
City Chapter of the NCRS"*

Upcoming Events

Chapter Meetings

January 9th - Old Shawnee Pizza in Shawnee at 6 pm to eat and meeting at 7 pm

February 13th - Smokehouse BBQ in Independence 6 pm to eat and meeting at 7pm

March 12th - Stone Canyon Pizza in Parkville 6 pm to eat and meeting at 7 pm

April 9th - The Other Place in Shawnee 6 pm to eat and meeting at 7 pm

May 14th - The Pizza Shoppe in Blue Springs 6 pm to eat and meeting at 7 pm

June 11th - Old Shawnee Pizza in Shawnee at 6 pm to eat and meeting at 7 pm


July 9th — Smokehouse BBQ in Independence 6 pm to eat and meeting at 7 pm

August - no meeting due to National Convention

September 10th - Stone Canyon Pizza in Parkville 6 pm to eat and meeting at 7 pm

October 8th - The Other Place in Shawnee 6 pm to eat and meeting at 7 pm

November 12th - The Pizza Shoppe in Blue Springs 6 pm to eat and meeting at 7 pm



Classic Corvette Newsletter

December 2023

*"A Publication of the Kansas
City Chapter of the NCRS"*

Upcoming Events

Chapter Events

KC Chapter Judging Meet - May 17th and 18th - 5point event - Location TBD

KC Chapter Picnic - June 15th at 2 pm- Shawnee Mission Park - Shelter House 8

Blvd Brewery Driving Tour - July 13th - Time TBD - Kansas City, Mo

KC NCRS Corvette Show - September 14th (tentative) - Independence, Mo

KC Chapter Judging Meet - October 11th and 12th - 5point event - Location TBD

Nomination Dinner/Holiday Party - November 9th - Location TBD

2025 Planning Meeting - November 7th - Independence at 7 pm

Events of Interest


Bloomington Gold (NCRS Display) - June 20 thru the 24th - Normal, Illinois

NCRS Gallery at Carlisle - August 22 thru the 24th - Carlisle, Pennsylvania

Rogers Corvette Show /Driving Tour - August 30 through September 1 - Rogers, Ark

Eureka Corvette Weekend/Driving Tour - October 4th though the 6th - Eureka Springs,
Arkansas

There will be more info on all these events and possible changes so keep watching for
information



Classic Corvette Newsletter

December 2023

*“A Publication of the Kansas
City Chapter of the NCRS”*

Upcoming Events

NCRS EVENTS

Florida Regional - January 17h through the 20th - Melbourne, Floriday

NCRS National Judging Retreat - March 14h through the 17th - Grapevine, Texas

Southern California Regional - April 11th through the 13th - Las Vegas, Nevada

Heartland Regional - May 2nd through the 4th - Cedar Rapids, Iowa

New England Regional - May 31st through June 1 - Marlborough, Ma

NCRS National Convention - August 4h though the 8th - Hampton Roads, Virginia

Watch for more information on these events on the NCRS website under events.

C2 Upper Radiator Clamp Marks

(Want to avoid a 3-point configuration deduction?)

By: Tony Stein

Kansas City Chapter Judging Chairman

NCRS No. 4600

Gene Leonard and I have been honored to be the National 1965 and 1966 Chassis judges for K. C. Strawmyre and Bill Calorico, respectively. One of the common deductions that we make is with the new DeWitt small block radiators. We are fortunate that DeWitt makes this very fine radiator for our C2 restorations. They are well-built and generally have an original, production appearance. However, the top plate of the reproduction DeWitt C2 small block radiators do not exhibit production clamp marks, so they will receive a 3-point configuration deduction (on a 15-point item) at Regional and National judging event.

Gene and I know that these reproduction radiators are expensive, and we get no joy from giving this deduction. This article is intended to provide insight how an owner can avoid a 3-point deduction for your new, expensive DeWitt radiator for a \$75.00 cost and a little bit of time.

First, an owner needs to understand what we are looking for when we evaluate a C2 small block radiator. The original production small block radiators should exhibit oval clamping marks on the top of the radiator. See *Figure 1*.



Let's Get Technical continued

Figure 1 demonstrates the driver's side top plate from a production 1965 3155316 Harrison radiator with the date code 65 C (March, 1965). Notice the oval marks. There are also two corresponding oval marks on the passenger side too. When we judge a small block radiator, we are looking for an appearance of four oval marks: two on the driver's side and two on the passenger side. Although the two passenger-side oval marks are covered by the silver foil Harrison radiator decal, the oval marks will still show through the decal.

As you can see from the photo, these are not perfect ovals marks. For judging purposes, they don't need to be perfect ovals. Remember, we are looking for an owner with a modern DeWitt radiator to at least acknowledge these features.

For a cost of about \$75.00, you'll need the following supplies:

- 1" wide Foam tape

- Scissors

- A can of filler-primer

- A can of gloss black paint

- A replacement Harrison radiator foil decal

- A replacement green number sticker

- A 16 CT radiator stamp

The foam tape that I have used is shown in Figure 2:

Let's Get Technical continued



The tape shown is from my local hardware store. The foam is 1/8" thick, which is helpful for building up the surface of the radiator top plate to exhibit these shallow oval marks.

Next, cut off four pieces each 1-1/2" long (the tape is 1" wide). When you are done, you will have four rectangular pieces of 1/8" foam tape that is 1-1/2" x 1". See Figure 3:



Next, take your scissors and freehand cut the two ends with rounded ends. See Figure 4.

Let's Get Technical continued



Figure 4

These foam templates should still be 1-1/2" long and 1" wide because all you did was round the ends. You didn't shorten them. You will use these four templates to form your oval clamping marks.

Now place these four templates on the top of the radiator as shown in Figure 5. These templates will help create the appearance of the factory clamping marks.



Figure 5

After you have placed these oval templates on the radiator top, you will want to cover the part no. and date code. I've shown how I protect it simply by covering these numbers with a paper towel. This is important because when you apply the filler primer, you don't want to obscure these important numbers. See Figure 6.

Let's Get Technical continued



Figure 6

Now spray the top of the radiator with filler primer. I like filler primer because it builds up better than regular primer. Remember, you want to create the appearance of the clamping marks. See Figure 7.



Figure 7

Once the primer is dry, remove the four oval templates. The dry filler primer has left the desired raised areas around the oval templates....just like the originals. See Figure 8



Figure 8

Now spray the top of the radiator with gloss black paint and your ovals will be revealed. See Figures 9 (driver's side) and 10 (passenger side).

Let's Get Technical continued



Figure 10

Once the paint is dry, it is now time to add the white ink stamp on the driver's side and replace the foil label on the passenger side. The judging guide also provides that a green single digit number with clear border should appear somewhere on the driver's side top too. See Figure 11 for driver's side.

Let's Get Technical continued



Figure 11

Now replace the foil label on the passenger side. Figure 12.

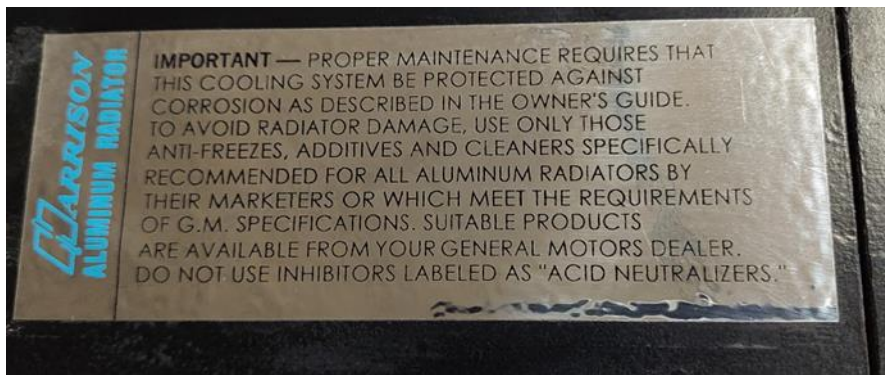


Figure 12

This is an easy way to install the appearance of the four production clamping marks on the top of your new C2 radiator. The total cost is about \$75.00 and an afternoon. If you purchase a new DeWitt radiator and want to avoid a three-point deduction for configuration (20%) of the total 15-point originality score, then you can easily accomplish this procedure. Good luck!

Texas Regional



Look how they have changed over the years

Texas Regional



Everyone is busy judging

Texas Regional



Nothing like a room full of beautiful cars

Support Our Sponsors!!

Cable-Dahmer Chevrolet



CABLE-DAHMER
CHEVROLET

MIKE HOOPER
New & Pre-Owned Sales

1834 S. Noland Rd. • Independence, MO 64055

mhooper@cabledahmer.com
www.cabledahmer.com

Direct (816) 521-7537
(816) 254-3860

CORVETTE
GRAND SPORT

Parts & Service

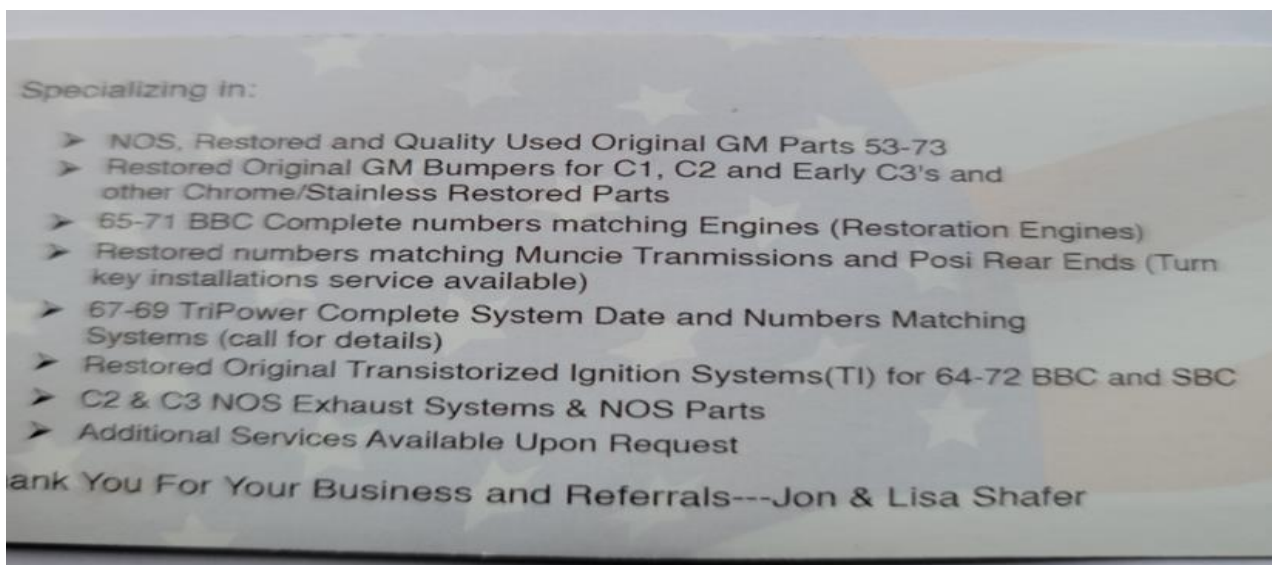
Sales

**Noland
Road**

Sales

**103rd &
Wornall**

Support Our Sponsors!!



Support Our Sponsors!!



