

---

## *Classic Corvette Newsletter*

---


September, 2024

*"A Publication of the Kansas  
City Chapter of the NCRS"*

---



Kansas City NCRS Chapter at Rogers Show



---

## *Classic Corvette Newsletter*

---

September 2024

*"A Publication of the Kansas  
City Chapter of the NCRS"*

---

### **Message from the Chairman**

KC NCRS Chapter Members,

Fall is FINALLY here! The weather these past few weeks has been GREAT Corvette weather! Hope everyone is driving their cars to shows and drives to stretch their legs---winter will be here before you know it so take advantage of it while you can!

Lots of local events since last newsletter. Our All GM and Corvette Show was a huge success! We donated \$3,500 to Children's Mercy Hospital and with the later NCRS Match of \$500---will be a \$4,000 total donation. Next year we will be bigger! Cable-Dahmer was a huge supporter and we could NOT have done it without them! Please thank the Cable Dahmer folks if you run into them for their generous support to our Chapter.

Many Regional Judging Events happening in September and October. Patty put together a Spouses/Friends Lunch on Saturday October 19 at Vivilore Restaurant in Independence:


Date: October 19,2024    Time: 1:30

Location: Vivilore Restaurant, 10815 E. Winner Road, Independence, Mo 64052

Join us for some fine food and a shopping experience. Beautiful Gift Shop+Art Work+Home Decor+Enchanting Courtyard

Rsvp: Patti Norris    [r.norris@sbcglobal.net](mailto:r.norris@sbcglobal.net) or 816 304-9372

We've had requests to put together something for the Spouses/Friends---this is during the Frisco Regional so I hope all Spouses/Friends will partake in this event. Patty said OK if other than Spouses/Friends come as well!



---

## *Classic Corvette Newsletter*

---

September 2024

*"A Publication of the Kansas  
City Chapter of the NCRS"*

---

### **Message from the Chairman continued**

Next big thing we have coming is the Nominations/Holiday Dinner at the Armacost Museum on Saturday November 23<sup>rd</sup>. Patty and I did a walk through with the caterer a few weeks ago and are VERY excited about this event. It was 2014 the last time I was there (during our NCRS Nationals Banquet). If you've never been--- or has been awhile since you've been---you are in for a real treat! The Museum is only open for Non-Profit entities that donate to Charities so very hard to see typically. Put this date on your calendars NOW!

Hope to see all of you on Tuesday October 8<sup>th</sup> at The Other Place in Shawnee for our October Chapter Meeting!

Jon Shafer, KC NCRS Chapter President  
jon@corvspeckc.com 913-488-2592  
NCRS #57816

*Jon F. Shafer*

Shafer Enterprises, LLC

d/b/a Corvette Specialties of Kansas City


[www.corvspeckc.com](http://www.corvspeckc.com)

[www.corvettespecialties.com](http://www.corvettespecialties.com)

913-488-2592







---

## *Classic Corvette Newsletter*

---

---

September 2024

*“A Publication of the Kansas  
City Chapter of the NCRS”*

---

### **Message from the Vice Chairman**

NCRS Vice Chairman notes by John Hecker

Summer is now over with only a few more judging events left to attend.

Our Club back in July hosted the All GM show. There were about 175 cars there. Several members helped make the show happen, thanks to all that helped make this a great show.


In August the National Convention was at Hampton Roads. Several of the KC Chapter members were there to judge and receive their Master judging awards. Congratulations to all.

Later in August a few of us attended the Rogers Corvette car show. The show had about 175 corvettes for the one-day show.

I know several club members have been on the road traveling to club events in Iowa. In October several of us will travel to Lincoln Nebraska for the last Blast event. Next event in October is the Frisco Texas Regional where I know several members plan to attend.

As a reminder, check the NCRS web site for new upcoming events.

John



---

## *Classic Corvette Newsletter*

---

September 2024

*“A Publication of the Kansas  
City Chapter of the NCRS”*

---

### **Message from the Editor**


It has been another busy summer but events are starting to wind down. There are several events still coming up so please look at the event schedules and the NCRS website for info!

**Jim Cianciolo** has been wonderful enough to give us the 4th technical article that we needed to meet our goal of four tech articles for the year. I want to express my appreciation to him and everyone who has helped out this year. The rest of you need to step up.

Nominations for offices are coming up. I am not sure who you should contact if you are interested in an office but a good place to start would be Jon Shafer. And if anyone is interested in being the newsletter editor, please say so. You will not hurt my feelings. It might be nice for the club to have someone who can take this to another level.

In the mean time, send me your ads, your articles.

Cindy



---

## *Classic Corvette Newsletter*

---

September 2024

*"A Publication of the Kansas  
City Chapter of the NCRS"*

---

### **2024 NCRS Monthly Meeting Places**

OCT 8th

The Other Place--22730 Midland Dr, Shawnee, KS 66226 913-441-0094

Coordinator: Jon Shafer Dinner 6 PM/Meeting 7-830


NOV 12th

Pizza Shoppe---1105 W Main St., Blue Springs, MO 64015 816-295-2925 Coordinator: Charlie Dryer Dinner 6PM/Meeting 7-8:30

DEC 10th

Tim's Pizza---17201 E US 40 Hiway, Independence, MO 64105 816-478-0777

Coordinator: Jim Cianciolo Dinner at 6PM/Meeting 7-8:30



---

## *Classic Corvette Newsletter*

---

September 2024

*"A Publication of the Kansas  
City Chapter of the NCRS"*

---

### Upcoming Events

Spouses/Friends Lunch -Saturday October 19 -Vivlore Restaurant in Independence:

Time: 1:30 Location: Vivlore Restaurant, 10815 E. Winner Road, Independence, Mo 64052

Nomination Dinner/Holiday Party - November 23th - Armacost Museum, Grandview, Mo


2025 Planning Meeting - November 7th - Independence at 6 pm

### Events of Interest

Eureka Corvette Weekend/Driving Tour - October 4th though the 6th - Eureka Springs,  
Arkansas

MCACN (NCRS Display) - November 22nd through 23rd—Chicago , Illionis

There will be more info on all these events and possible changes so keep watching for in-  
formation



---

## *Classic Corvette Newsletter*

---

September 2024

*“A Publication of the Kansas  
City Chapter of the NCRS”*

---

### Upcoming Events

#### NCRS EVENTS

Nebraska Chapter Judging Meet—October 10th through 12th—Lincoln, Nebraska

Texas Regional—October 18th through 19th—Frisco, Texas

Watch for more information on these events on the NCRS website under events.



## **Stripping Paint from an old Corvette.**

Preparing a C1 Corvette for a complete paint job is a daunting undertaking. It is not for the faint of heart. But to achieve a show quality finish there are no real shortcuts. At the assembly plant the body was painted before it was installed onto the chassis. Therefore, it's best to separate the body from the frame for a total restoration.

This is the point that I am at on my current restoration project, a 1958 Fuelie. I will be lifting the body from the chassis in the near future. This is how I got here.

First, the car must be completely disassembled. Remove the power train. Remove the interior. Remove the folding top. Remove the chassis components that enter the cockpit, e.g. wiring harness, brake cables, fuel tank, mechanical linkages, windshield, bumpers and trim. Photograph, label and bag EVERYTHING. Then when you think you're done, remove some more!

And finally, remove the paint from the body. There are several methods for paint removal, sanding, abrasive blasting or chemical stripping. All are dirty and time consuming. I chose to chemically strip my car.

To chemically strip an old Corvette the stripper MUST be formulated for fiberglass. Do not use furniture stripper. It will affect the resin and ruin the fiberglass. I used Klean-Strip Aircraft Stripper for Fiberglass. It contains Methylene Chloride. It is toxic and the fumes are dangerous. But it does work well. The EPA has removed this type of stripper from the market. Klean-Strip offers a replacement product but I have not tried it.

Work outdoors. Wear protective gloves and safety glasses. Work small areas of approximately 2 square feet at a time. Apply stripper to the body with a cheap paint brush. Allow time for the stripper to work. In about fifteen minutes the paint will soften and rise and crinkle. Using a plastic Bondo spreader, scrape the paint from the car. Wipe the residue from the scrapper with old newspaper. The residue will dry out on the newspaper in a few hours. Then dispose of it properly. Wash the area with clear water which will neutralize the stripper.

My car had at least two coats of paint and primer. It required several applications to remove all the paint and primer down to the fiberglass. The factory primer was the most difficult to remove. I used Scotch-Brite scouring pads (synthetic steel wool) to scrub off the last layers of stripper and primer. I rinsed off the residue with water and then I deep cleaned the bare fiberglass with lacquer thinner on a clean rag. This is the most important step because all traces of the paint stripper must be removed to prevent contamination under the new paint.

## Let's Get Technical

(continued)

.Not only must the outside of the car be stripped clean but also the interior, engine bay, trunk and the convertible top compartment must be cleaned. It's not a one weekend job.

Bare fiberglass reveals any flaws or previous repairs that must be corrected. My car required repairs on both front fenders at the wheel openings which is a fragile area on all C1 Corvettes. I repaired every crack and flaw I could find. Fortunately my car body is in exceptionally good shape. Hinges, latches and mounting brackets that were installed at the factory before painting are reinstalled so that they will get the proper overspray just like from the factory. The next step is to dry fit the doors and the hood and trunk and the trim to check the fit and the gaps.

When all is satisfactory, the body will be lifted from the chassis and set on the same body dolly that was used on my brother's 1958. Then it will be off for primer and paint. And simultaneously the chassis will be disassembled and restored. The running gear will be installed and the interior and various systems will be repaired for installation.

When the body is finished it will be dropped (how I hate that term) on the chassis.

It is a tremendous undertaking and expensive in both time and money. If you would like more detailed information please feel free to ask. I love to talk about old Corvettes.

Jim Cianciolo

Let's Get Technical  
(continued)



Remove Engine



Let's Get Technical  
(continued)



Remove the interior



Let's Get Technical  
(continued)



Remove Gas Tank



Let's Get Technical continued) Stripping the engine bay



Let's Get Technical

(continued)



Strip the cockpit and trunk



Let's Get Technical  
continued)



Stripper at work

Let's Get Technical  
(continued)



Dirty and tedious



Let's Get Technical  
(continued)



Repair the fiberglass



Let's Get Technical  
(continued)



Check door gaps

## Let's Get Technical



Dry fit headlight bezel



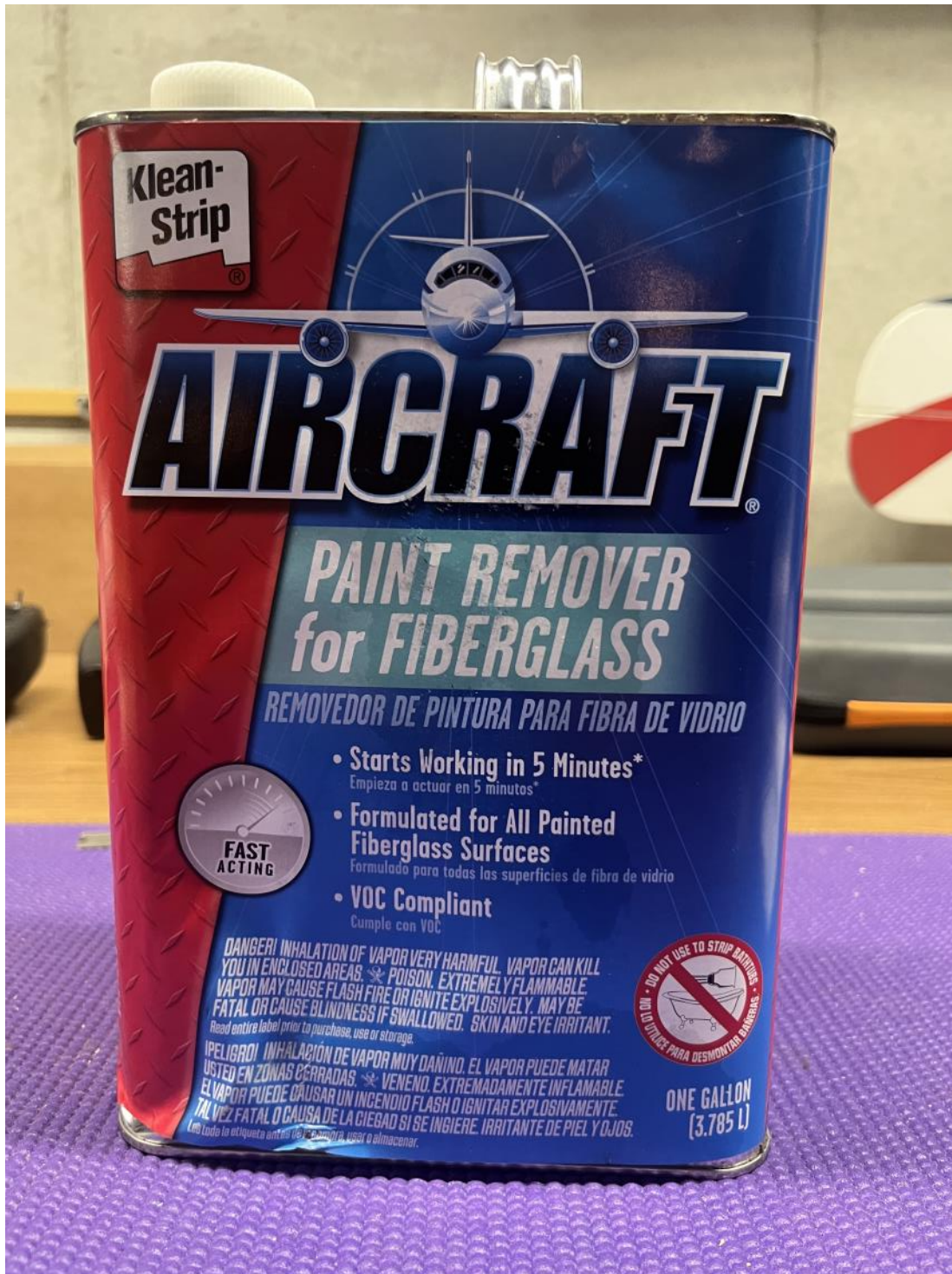
Let's Get Technical  
(continued)



Dry fit side trim

Let's Get Technical

(continued)



Kleen –Strip



## NCRS Convention in Hampton Roads



Marc Portman receiving his 300 Master Judge Award



## NCRS Convention in Hampton Roads



Crag Stevens receiving his 300 Master Judge Award

## NCRS Convention in Hampton Roads



Gary Neimanis receiving his 300 Master Judging Award



## NCRS Convention in Hampton Roads



Tim Lang receiving his 400 Master Judging Award

## NCRS Convention in Hampton Roads



Marc Portman receiving his 400 Master Judging Award



## NCRS Convention in Hampton Roads



Don Hooper receiving his 5 Star Master Judging Award



## NCRS Convention in Hampton Roads



Love this color

## NCRS Convention in Hampton Roads



And this color too



## NCRS Convention in Hampton Roads



There are more than two colors available for C%'s



## NCRS Convention in Hampton Roads



1000 horsepower is sure to draw attention

## NCRS Convention in Hampton Roads



Chevrolet's 1000 horse power Corvette



## NCRS Convention in Hampton Roads



Even the interior looks fast



## Rogers Show



Look at all the Corvettes

## Rogers Show



And more Corvettes



## Rogers Show



Field of dreams in a parking lot



## Club Advertisements

**Harry Ledgerwood**  
NCRS # 2901

**Toyvettes@gmail.com**  
CELL - 816-863-3420

*Buying & Selling*  
**Corvette**  
Scissor Jacks  
1953 thru 1969



Parts for sale

C1 rear end from a 1958 corvette. Raito 3:55 non posi \$500

C3 rear end from a 1963 corvette. Raito 4:11 Posi, includes the side yokes and heavy-duty cover. \$900

C3 glass tops from a 1982 corvette. Has blue tent \$1200

C5 Chrome rims -- 5 spoke design Non GM \$250

Contact John Hecker 913-207-3697

**Support Our Sponsors!!**

## **Cable-Dahmer Chevrolet**



**CABLE-DAHMER**  
CHEVROLET

**MIKE HOOPER**  
*New & Pre-Owned Sales*

1834 S. Noland Rd. • Independence, MO 64055

mhooper@cabledahmer.com  
www.cabledahmer.com

**Direct (816) 521-7537**  
**(816) 254-3860**

**CORVETTE**  
**GRAND SPORT**

## **Parts & Service**

**Sales**

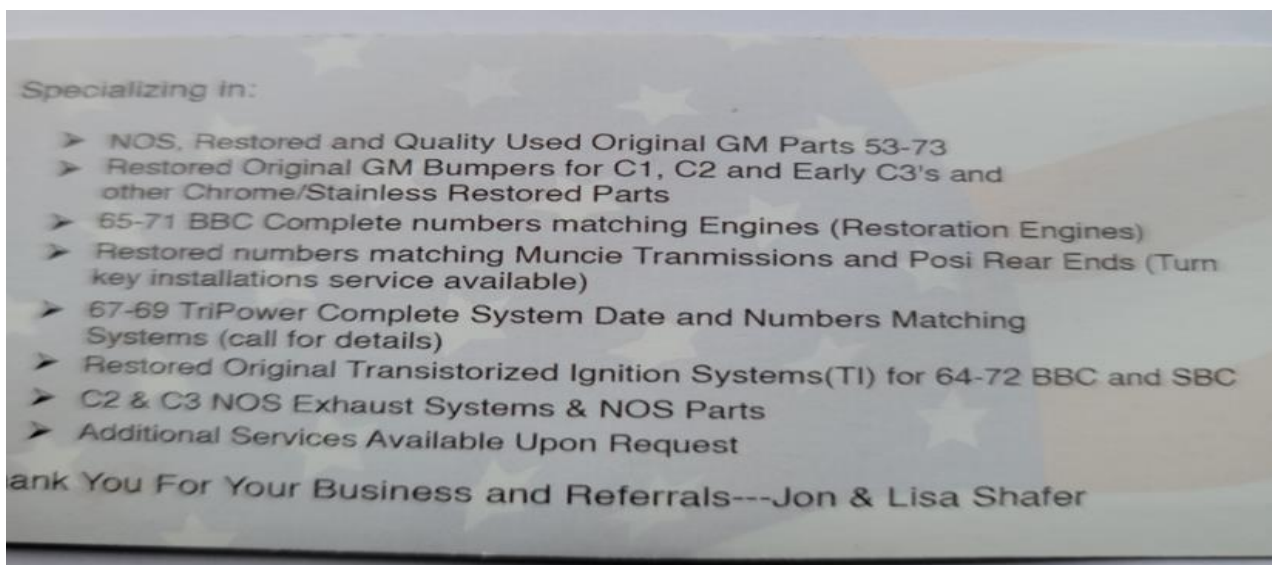
**Noland  
Road**

**Sales**

**103rd &  
Wornall**



# Support Our Sponsors!!



**Support Our Sponsors!!**

