

A gold tassel with a silver-colored metal ring at the top, hanging from the top left corner. The tassel is made of many fine gold threads and is set against a dark blue, textured background that appears to be a graduation cap.

Freeman
PHOTOGRAPHY

Senior Portrait Guide

info@freemanphoto.com / 281-493-5442

Helpful Style Tips for Your Portrait Session



Keep it Simple

Stay with solid colors so your outfit is not the first thing we notice



Flatter Your Shape

Wear something that fits, and shows your figure well - no matter your size



Relaxed & Natural

Your clothing, makeup, and hair should be somewhat "everyday" for you. You'll be more comfortable and it will show on camera.



Bring your Personality

Don't be afraid to shine. Bring your accessories, your activities, your pets, and your personality. This is not a fashion model session, but YOU are the star.



Wear Logos

Don't let logos and famous characters distract from your expressions and personality.



Dress Too Casual

A photo session is a special occasion. Wear business casual, your Sunday best, and mix it with your style pieces.



Forget All Seasons

This session is meant to capture your entire year in one day. Don't forget to bring your off-season pieces, even if its hot or cold.



Try a New Style

Do not save a brand new style for the day of your session. Plan ahead, try on your outfits, test your new hair style, and practice your make up BEFORE arriving at the studio.

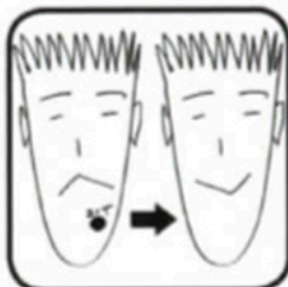
Photo Tips for Guys

Although we retouch every image we sell, a little bit of guy grooming can certainly help you look your best in photos. Follow these tips. If you're not sure, ask your girlfriend for help, they know skin care!



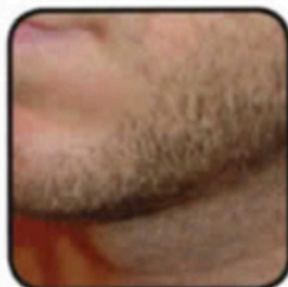
Make sure you are clean shaven. Stubble can cost extra to remove. If your session is late in the day, consider shaving an hour or two before.

Avoid chapped lips! Drink water and use ChapStick. Always avoid sunburning lips.



Got a zit or two? Don't worry about it. Ignore it and we will make it go away. Your skin will look great, but not over retouched to look like makeup!

Your nails will show! Make sure they are clean and well trimmed. A little lotion on the hands helps with dry cuticles.



So you want a scruffy look, but mom wants clean shaven? Bring your shave gear, we'll do a few with stubble or beard, then clean it up for the mom shots!

Avoid getting your hair cut a day or two before your session, especially a different cut or style.



ABOUT CLOTHING PATTERNS

Bold patterns like big chunky stripes, and plaid with light and dark colors are very distracting in photos. They tend to overpower the subject (YOU!). Stick to solid colors and very small printed patterns. Bring extra outfits if you are unsure.



what to wear - fall look - senior



what to wear - spring look - senior



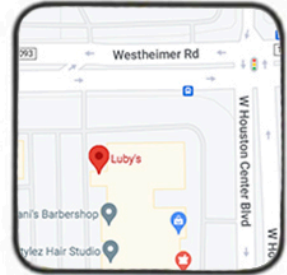
Photo Tips for Ladies

Here are some important tips on how to prepare for your photo shoot. Knowing and practicing these tips can make a BIG difference in how smooth your photo shoot goes.



Arrive Early! Running late can stress you out, that's not good. Plan on being 15 minutes early.

Not sure how to find us? Search any GPS for Luby's at 12121 Westheimer. We are next door to them.



Bring dark, medium and light denim. Black and khaki are also must haves. Mix it up with shorts, capris and long pants.

Make sure your clothes are steamed or pressed and on hangers. Wrinkled clothes don't photograph well.



Shoes aren't needed for every outfit, but bring them for any outfits you are considering for full length portraits.

If you layer with camis, bring white, black, nude and any other color you might need.



Many sheers have annoying side tags, which show up in photos and should be removed. Cut them out with scissors, being careful not to cut the threads of the seam.

For undergarments, boring beige works best! Bring a strapless or backless if you need one. For short dresses, bloomers or boy shorts are recommended.



Consider teeth whitening strips a week or two before your photo shoot if you are worried about teeth color.

Drink plenty of water and have a light snack before your photoshoot. It will give you energy with no "food baby".





Avoid ugly shoulder bumps by hanging knit fabrics inside out! It's a great trick.

Please bring small pets in a carrier. Have someone bring large pets on a leash or kennel so they can be taken home after their photo. Remember treats!




If you don't love something about your body, hide it! Think your arms are heavy? Include some half & long sleeves.

Bring mom along. We won't let her be a drag. She can help.



Group outfits on hangers with accessories in baggies to keep them together and organized.

Don't forget the accessories! Adding and removing jewelry, scarves, belts, etc. are a great way to get you more variety in looks.



Are you in school or other activities? Bring your gear! These are things that define who you are.

Avoid bold patterns like stripes and plaid. They can add 1-2 sizes in photographs. Solids work best for photos. No bold stripes at all!



Raining? For studio photo shoots, call and we'll meet you at your car with an umbrella! If it's raining here, we will reschedule your outside segment.

Nails show! Avoid chipped nails and overly bright colors.




With sheer fabrics, avoid white or colored bra straps that will stand out. Go with a beige close to your skin tone or opt for a strapless bra.

Avoid sunburn, peeling skin and tan lines. These can be costly to correct. Go easy on spray tans, some can make you orange.



what to wear - fall look - senior




what to wear - spring look - senior





The Black and White Series



SIMPLE. SIMPLE. SIMPLE.

When you are not sure what to wear, may we suggest the two "colors" everyone has in their closet. BLACK. WHITE.

We use a special lighting setup, simple poses, and the most simple of backgrounds to make YOU stand out in the images. You'll love your eyes in these, and your skin will look flawless. In about 5 minutes, we'll make 6-8 totally different images for you in each of our sets, one black, one white.

This is our most popular in-studio portrait. Most seniors use it as a part of their announcements, and many purchase a wall portrait using their favorite.



Cap & Gown

Your official Cap & Gown portrait is a time honored traditional photograph that signifies one of the major milestones in your life.

We offer a simple set of poses, with and with out the Cap. Most seniors opt for the more official pose including the Cap & Gown, the official regalia, and the school's official diploma case.

The Cap & Gown are provided for your session. Gentlemen need to bring a dress shirt and tie. Ladies bring a v-neck shirt.



Senior Sessions & Pricing

CONTRACTED SENIOR BASIC SESSION \$35



- 20 MINUTE SESSION
- AVAILABLE MONDAY THRU FRIDAY
- CAP/GOWN + YEARBOOK
- SEVERAL POSES WILL BE PROVIDED TO CHOOSE FROM IN YOUR PRIVATE ONLINE GALLERY
- RETOUCHING IS AVAILABLE ON ORDERED IMAGES FOR \$25 PER IMAGE

OUR MOST
POPULAR SESSION

CONTRACTED SENIOR STANDARD SESSION \$45



- 30 MINUTE SESSION
- AVAILABLE MONDAY THRU FRIDAY
- CAP/GOWN + YEARBOOK + 1 ADDITIONAL OUTFIT
- SEVERAL POSES WILL BE PROVIDED TO CHOOSE FROM IN YOUR PRIVATE ONLINE GALLERY
- RETOUCHING IS AVAILABLE ON ORDERED IMAGES FOR \$25 PER IMAGE

Senior Sessions & Pricing

CONTRACTED SENIOR DELUXE SESSION \$60



- 45 MINUTE SESSION
- AVAILABLE MONDAY THRU FRIDAY
- CAP/GOWN + YEARBOOK + 2 ADDITIONAL OUTFITS
- SEVERAL POSES WILL BE PROVIDED TO CHOOSE FROM IN YOUR PRIVATE ONLINE GALLERY
- RETOUCHING IS AVAILABLE ON ORDERED IMAGES FOR \$25 PER IMAGE

CONTRACTED SENIOR ULTIMATE SESSION \$250



- 2 HOUR SESSION
- INCLUDES IN-STUDIO DELUXE SESSION PLUS ADDITIONAL OUTDOOR SESSION TO BE SCHEDULED AT A LATER DATE (FALL OR SPRING)
- AVAILABLE MONDAY THRU FRIDAY
- CAP/GOWN + YEARBOOK + 2 ADDITIONAL OUTFITS IN STUDIO
- OUTDOOR LOCATION WITHIN REASONABLE DISTANCE OF OUR STUDIO
- SEVERAL POSES WILL BE PROVIDED TO CHOOSE FROM IN YOUR PRIVATE ONLINE GALLERY
- RETOUCHING IS AVAILABLE ON ORDERED IMAGES FOR \$25 PER IMAGE

info@freemanphoto.com | 281.493.5442

SENIOR PORTRAIT GIFT PRINTS & PACKAGES

The Accolade \$850

5 Digital Downloads
(8x10 @ 300 DPI)
5 - 5X7 prints of each
individual image
**Downloads are
non-refundable**

The Keepsake \$475

2 Digital Downloads
(8x10 @ 300 DPI)
2 - 5x7 prints of each
individual image
**Downloads are
non-refundable**

The Graduate \$415

Most Popular
4 poses
1 - 11x14
4 - 8x10
4 - 5x7
32 Wallets
**great for announcements*
2 Social Media Images
**not meant for printing*

The Tradition \$300

3 poses
1 - 11x14
3 - 8x10
3 - 5x7
24 Wallets
**great for announcements*
1 Social Media Images
**not meant for printing*

**Single Digital
Download \$300**

Digital Download
(8x10 @ 300DPI)
**Downloads are
non-refundable**

The Senior \$275

2 poses
2 - 8x10
2 - 5x7
4 - 4x5
16 Wallets
**great for announcements*

The Collegiate \$225

2 poses
2 - 8x10
2 - 5x7
16 Wallets
**great for announcements*

The Elite \$155

1 pose
2 - 5x7
4 - 4x5
8 Wallets
**great for announcements*

Retouching \$25

*Please contact studio
prior to placing orders that
may require enhanced
retouching ie removal
of braces, hair, eye glass
glare*



info@freemanphoto.com | 281.493.5442

Additional Offers

Specialty Items can only be purchased directly thru the studio



10x10 GRAD COLLAGE FRAMED **\$250**



8x10 TASSEL FRAME **\$225**



4x10 DESK DISPLAY **\$200**



5x30 COLLAGE FRAMED **\$250**

Bundle & Save!

Save \$25 off of any Specialty Item with the purchase of an online package



10x20 GRAD COLLAGE READY TO HANG **\$350**


Freeman
PHOTOGRAPHY

So What's Next ?

After you have completed your studio session. Your images will be ready within 48hrs of your visit. We will send you a link and unique password to access and view your images.

While it is normal to ♥ all of your favorite images. We ask that you ♥ the image you would like as your yearbook photo.

If you do not choose your yearbook photo by September 15 or whatever date set by your school we will choose it for you.



GALLERIES

Gallery Sample

We hope to keep your gallery open indefinitely. Even after you have graduated however that could change without any notification so we **STRONGLY** encourage you to place your order sooner rather than later.

SHIPPING

All On-line Orders are typically fulfilled and shipped within 24 to 48hrs. Please keep in mind once your order has been shipped we no longer have any control over how long it takes to arrive regardless of the shipping carrier you have chosen, USPS/UPS Ground/UPS Expedited. Tracking is available when you purchase ground or expedited shipping.